

WELDING AND CUTTING CATALOG EQUIPMENT

Construction, Bridge Building, Ship Building, Railroading, Mining and Farm Applications



QUALITY TOOLS THAT GO TO WORK WITH YOU®

UNIWELD PRODUCTS, INC.
FORT LAUDERDALE, FL 33312 U.S.A.
www.uniweld.com info@uniweld.com

UNIWELD ON THE JOB



Whether you're cutting, welding, heating or brazing, Uniweld can provide you with the proper Oxyfuel flame tools for your specific job requirements. In this catalog, you will find page after page of the finest V-style, H-style and A-style cutting and welding outfits, plus a complete selection of cutting attachments, welding handles, hand cutting torches, machine cutting torches, cutting tips, weld/braze/heating tips, regulators, flowmeters, flowgauges, cylinder to regulator adaptors, replacement gauges, cylinders and tanks, hoses, hose repair kits, flashback arrestors, check valves, flint lighters, wrenches, gloves, goggles, tip savers, propane torch kits, jewelers flame tools, balloon regulators, HVACR torches, kits and tips, plus a few specialty outfits. Keep in mind that over 80% of these items are proudly produced right here in Fort Lauderdale, Florida.



UNIWELD PRODUCTS, INC.
Fort Lauderdale, FL 33312 U.S.A.



Introduction to Flame Tools

This catalog presents a full range of flame tools for the professional welder and metal fabricator in construction, bridge building, ship building, railroading, mining and farming applications. When deciding on the proper flame tool, first determine if you will be using it for welding or cutting steel, heating, brazing, soldering or maybe all of the aforementioned. First, let's review basic industry definitions for the above applications. Then we'll determine what equipment will be required for each application.

OXY/FUEL GAS WELDING (OFW) involves melting the base metal and usually a filler metal, using a flame produced at the tip of a welding torch. Fuel gas and oxygen are combined in the proper portions inside a mixing chamber which may be part of the welding tip assembly. Molten metal from the plate edges, and the filler metal, if used, intermix in a common molten pool and fuse upon cooling. The equipment used in oxy/fuel gas welding is usually portable, and versatile enough to be used for preheating, heating for softening metals to facilitate bending and straightening, soldering, brazing and welding.

OXYGEN GAS CUTTING (OFC)

severs or removes metal by the chemical reaction of oxygen with the metal at elevated temperatures. The necessary temperature is maintained by a flame of fuel gas burning in oxygen. The oxy/fuel cutting process employs a torch with a tip (nozzle). The functions of the torch are to produce preheat flames by mixing the gas and the oxygen in the correct proportions and supply a concentrated stream of high-purity oxygen to the reaction zone. The oxygen oxidizes the hot metal and also blows the molten reaction products from the joint.

BRAZING & SOLDERING are basically very similar. It is the joining of metals through the use of heat and a filler metal. The difference between soldering and brazing is the temperature at which the filler material melts. If the filler material melts below 840°F, it is soldering; above 840°F, it is brazing. In general, soldering will provide a permanent

bond but brazing is preferred when vibration, temperature and higher tensile strength are considerations.

The minimum **BASIC WELDING EQUIPMENT** needed to perform oxy/fuel gas welding is completely self-sufficient and relatively inexpensive. It consists of fuel gas and oxygen cylinders, each with a gas regulator for reducing cylinder pressure, hoses for conveying the gases to the torch, and a torch and tip combination for adjusting the gas mixtures and producing the desired flame. The same basic equipment is used for brazing and many heating operations. Some of this equipment is designed for general use and some is produced for specific operations.



BASIC TORCH BRAZING

depends upon the temperature and the amount of heat required, the fuel gas (Acetylene, Propane, Natural Gas, etc.) may be burned with air, compressed air or oxygen. Air/Natural gas torches provide the lowest flame temperature as well as the least heat. Acetylene is used in air/acetylene torch with air at atmospheric pressure. Both air/gas and air/acetylene torches can be used to advantage on small parts and thin sections. Torches which employ oxygen with natural gas, or other cylinder gases (propane, propylene) have

higher flame temperatures. When properly applied as neutral or slightly reducing flame, excellent results are obtainable with many brazing applications. Oxy/hydrogen torches are often used for brazing aluminum and non-ferrous alloys. The lower temperature reduces the possibility of overheating the assembly during brazing.

BASIC CUTTING EQUIPMENT there are three basic types of oxy/fuel cutting torches: the tip mixing type, in which the fuel and oxygen for preheating flames are mixed in the tip; and the premixing types in which the mixing takes place within the head or tubes of the torch. Oxygen cutting tips have preheat flame ports, arranged in a circle around a central cutting oxygen orifice. The preheat flame ports and cutting oxygen orifice are sized for the thickness range of metal that the tip is designed to cut.



CUTTING & WELDING V-STYLE	
ROUGHNECK, ROUGHNECK II, ROUGHNECK PROPANE	1
FABRICATOR, PROFESSIONAL	2
ALL-AMERICAN (HEAVY DUTY), THE SPECIALIST	3
ROLLIN' ROUGHNECK, DA BOX, PIGTAILS	4
ALL-TRADES, ALL-TRADES II	5
THE WURKS-V, MINEPRO	6
ALL-AMERICAN (MEDIUM DUTY), ALL-AMERICAN II, ALL-AMERICAN PROPANE	7
ALL-AMERICAN OXYACETYLENE OUTFIT	8
UNIWELO TOTE	9
CUTTING ATTACHMENT V-STYLE	
780A, 780, 780B, 3-780A, CA350, CA350B, CA250, CA550, CA100	10
WELDING HANDLES V-STYLE	
WH360, WH360L, 72L9, 72L11, WH350, WH250, WH550, 71	11
HAND CUTTING TORCHES V-STYLE	
830, 850, EC72740A, EC72780A, 831, 851, EC72740, EC72780, 832, 852	12
MACHINE CUTTING TORCHES V-STYLE	
68 SERIES, 67 & 68 SERIES RACKS, TRAKUTTER	13
CUTTING TIPS V-STYLE	
ACETYLENE (PG 14-17: 1-101, 1-101-30, 3-101, 5-101, 1-108, 3-108, 1-110, 1-112, 1-118, 3-112, 1-101L, 1-126) NATURAL GAS/PROPANE (PG 17-20: GPN, 3-GPN, MTHN, HPN, 1-200, 5-200, 1-207, 1-212, 1-218, 1-209N) MAPP®/PROPLYNE (PG 22: 5-200M) LIQUID AIR® FUEL GAS/MAPP®/PROPYLENE (PG 22-24: GPM, 3-GPM, MTHM, HPM, 1-303MP, 1-312MP, 1-318MP, 3-318MP)	14-24
WELDING/BRAZING/HEATING TIPS V-STYLE	
OXYACETYLENE/HYDROGEN/MAPP®/PROPYLENE/NATURAL GAS (PG 25-29: 1, 4, 13, 17, 17E, 13E, 17TFT, MICRO6000, CAP'N HOOK, (28, 29) OXYACETYLENE (PG 30: 11) OXY/MAPP®/PROPANE/NATURAL GAS (PG 30: 12) OXY-FUEL GAS ONLY (PG 31: VHE, VH)	25-31
CUTTING & WELDING H STYLE	
ROUGHNECK, FABRICATOR	32
PROFESSIONAL, ALL-AMERICAN (HEAVY DUTY)	33
KAVP43A PROPANE, KARP43A PROPANE	34
ALL AMERICAN (HEAVY/MEDIUM DUTY), ALL TRADES	35
ALL-AMERICAN (HEAVY/MEDIUM DUTY)	36
THE WURKS-H	37
ROLLIN' ROUGHNECK, DA BOX, PIGTAILS	38
CUTTING ATTACHMENT H STYLE	
CA43A, CA43, CA79A, CA79	39
WELDING HANDLES H STYLE	
43L9, 43L9E, WH79-2, WH79	40
HAND CUTTING TORCHES H STYLE	
40A, 40AF, 40AN, A0, 40F, 40N, 40B, 40BF	41
MACHINE CUTTING TORCHES H STYLE	
63 SERIES (ACETYLENE/PROPANE), 62 & 63 SERIES RACKS, TRAKUTTER	42
CUTTING TIPS H STYLE	
ACETYLENE (PG 43: 6290A, 6290S, 6290G, 6290HA) NATURAL GAS/PROPANE/PROPYLENE (PG 44-45: 6290GG, 6290NFF, 6290NFW, 6290NH, 6290NX, 6290VVC, H62-P) MAPP®/PROPLYNE (PG 46: 6290XPM) LIQUID AIR® FUEL GAS/MAPP®/PROPYLENE (PG 46: 6290VVC)	43-46
WELDING/BRAZING/HEATING TIPS H-STYLE	
OXYACETYLENE/HYDROGEN (PG 47: 79E) OXYACETYLENE (PG 48: 11H, 7928-79, 7928E) OXY/MAPP®/PROPANE/NATURAL GAS (PG 49: 7928-43, 7928E) OXY/FUEL GAS ONLY (PG 50: 2310, 2316, 2328, 2336, 2290)	47-50



TABLE OF CONTENTS

OUTFITS. CUTTING & WELDING A-STYLE

ROUGHNECK, ROUGHNECK A.L.C.	51
PROFESSIONAL, FABRICATOR	52
ALL AMERICAN (HEAVY DUTY), ALL-AMERICAN (MEDIUM DUTY)	53
ALL TRADES, ALL TRADES A.L.C.	54
ALL-AMERICAN, ALL AMERICAN II	55
THE WURKS-A, SCRAPPER	56
ROLLIN' ROUGHNECK, DA BOX, PIGTAILS	57

CUTTING. ATTACHMENTS A-STYLE A.L.C.

CA98A, CA98, CA370, CA371, CA730, CA731, CA330, CA331, CA100	58
--	----

WELDING. HANDLES A-STYLE A.L.C.

98L9, 98L11, WH370/*WH730, *WH330, 71	59
---	----

HAND CUTTING. TORCHES A-STYLE

30S, 30SA, 30SB, 50, 50A, 50B, 52A, 54, 54A, 54B, 56A	60
---	----

MACHINE CUTTING. TORCHES A-STYLE

64 SERIES (FOR MOST FUEL GAS), TRAKUTTER	61
--	----

CUTTING. TIPS A-STYLE /*OXWELD/PUROX**

ACETYLENE (PG 62-63: 144, 164, 138, 195, CT100) (PG 66: *1502, **4202)	
NATURAL GAS/PROPANE (PG 64: 229, 263)	
LIQUID AIR® FUEL GAS/MAPP®/PROPYLENE (PG 65: AFS, AFH, ASP)	62-66

REGULATORS. SINGLE & TWO STAGE

RV8010 SINGLE STAGE COMPONENTS	72
RVT8010 TWO STAGE COMPONENTS	73
RV80 HEAVY DUTY SERIES (OXYGEN, ACETYLENE, LPG & FUEL GAS, CARBON DIOXIDE, ARGON, NITROGEN, HELIUM, HYDROGEN, AIR)	74
RVT80 HEAVY DUTY SERIES (OXYGEN, ACETYLENE, LPG & FUEL GAS, CARBON DIOXIDE, ARGON, NITROGEN, HELIUM, HYDROGEN, AIR)	75
RUH83 MEDIUM/HEAVY DUTY SERIES (OXYGEN, ACETYLENE, LPG & FUEL GAS, CARBON DIOXIDE, ARGON, NITROGEN, HELIUM, HYDROGEN, AIR)	76
RHT83 MEDIUM/HEAVY DUTY SERIES (OXYGEN, ACETYLENE, LPG & FUEL GAS, CARBON DIOXIDE, ARGON, NITROGEN, HELIUM, HYDROGEN, AIR)	77
RUH82 MEDIUM/HEAVY DUTY SERIES (OXYGEN, ACETYLENE, LPG & FUEL GAS, CARBON DIOXIDE, ARGON, NITROGEN, HELIUM, HYDROGEN, AIR)	78
RHT80 MEDIUM/HEAVY DUTY SERIES (OXYGEN, ACETYLENE, LPG & FUEL GAS, CARBON DIOXIDE, ARGON, NITROGEN, HELIUM, HYDROGEN, AIR)	79
MR82 MEDIUM DUTY SERIES (OXYGEN, ACETYLENE, LPG & FUEL GAS)	80
MASTER®RS LIGHT DUTY SERIES (OXYGEN, ACETYLENE)	81
R LIGHT DUTY SERIES (OXYGEN, ACETYLENE, LPG & FUEL GAS)	82-83
RUH SPECIAL PURPOSE SERIES NITROGEN, CARBON DIOXIDE)	84
RHP200, RHP400, RHP500, RHP750, RHP1500, RHP3000 SPECIALITY SERIES (NITROGEN, AIR)	85
R1300, R1500 SERIES (CARBON DIOXIDE, NITROGEN, AIR)	86
MEGAREG SERIES (OXYGEN)	87
RUHS SERIES (OXYGEN, ACETYLENE, LPG & FUEL GAS, CARBON DIOXIDE, ARGON, NITROGEN)	88
RUHL SERIES (OXYGEN, ACETYLENE, LPG & FUEL GAS, CARBON DIOXIDE, ARGON, NITROGEN)	89
RUG SPECIALTY PURPOSE GAUGLESS SERIES (OXYGEN, ACETYLENE, LPG & FUEL GAS)	90

REGULATORS. FLOWMETERS

RHF FLOWMETER SERIES (CARBON DIOXIDE, ARGON, (ARGON-ARGON/CO2 MIX), ARGON/HELIUM)	91
CEF FLOWMETER SERIES (CARBON DIOXIDE, ARGON, (ARGON-ARGON/CO2 MIX), ARGON/HELIUM)	92
FR FLOWMETER SERIES (CARBON DIOXIDE, ARGON, (ARGON-ARGON/CO2 MIX), ARGON/HELIUM)	93

REGULATORS. FLOWGAUGES

CEFG, RHFG, MRFG13, MRFG14 SERIES (CARBON DIOXIDE, ARGON-ARGON/CO2 MIX)	94
---	----

REGULATORS. DUAL FLOWMETER/FLOWGAUGE

DEF14, DEG14 SERIES (ARGON/HELIUM, ARGON-ARGON/CO2 MIX)	95
---	----

REGULATORS. SINGLE & TWO GAS CALIBRATION

UCF, UAF, UAHF SERIES (CARBON DIOXIDE, ARGON, (ARGON-ARGON/CO2 MIX), ARGON/HELIUM)	96
--	----



WELDING ACCESSORIES	
CYLINDER TO REGULATOR ADAPTORS	97
REPLACEMENT GAUGES & REPLACEMENT LENSES	98
REPLACEMENT FLOWGAUGES & MEDICAL GAUGES	99
CYLINDERS & TANKS	100
CARRYING STANDS & CYLINDER TRUCKS	101
CGA VALVE CONNECTIONS	102-103
HOSE REPAIR KITS & HOSE DOCK	104
HOSES AND HOSE FITTINGS	105
FLASHBACK ARRESTORS & CHECK VALVES	106
FLINT LIGHTERS, WRENCHES, GLOVES, GOGGLES & SOAPSTONE	107
TIP SAVERS	108
PROPANE TORCH KIT. SPECIAL PURPOSE KIT	
SCORCHER (PROPANE)	109
ARTORCH® SPECIAL FLAME TOOL	
ARTORCH® JEWELER'S PINPOINT FLAME TOOL BASIC KITS	110
ARTORCH® JEWELER'S PINPOINT FLAME TOOL OUTFITS/TOTE	111
ARTORCH® CURVED, STRAIGHT TWIN TIPS	112
ARTORCH® REGULATORS AND HOSES	113
FAST FLO® BALLON INFLATORS	
BALLON REGULATORS	114
BALLON REGULATORS & ACCESSORIES	115
HVAC-R TWISTER® 2, GAS/AIR & CAP'N HOOK®	
TWISTER®2 SELF IGNITING HAND TORCH	116
TWISTER®2 SELF IGNITING TIPS & KITS	117
TWISTER®2, SOFTFLAME, SILVER BULLET®, UNITORCH GAS/AIR EQUIPMENT	118
CAP'N HOOK® OUTFITS	119
TUNGSTEN. ELECTRODES	
WOLFPPOWER® TUNGSTEN ELECTRODES	120
ALLOYS. FLUXES	
BRAZING ALLOYS & FLUXES	121
MAINTAINANCE & REPAIR	121-122
MILD STEEL ALLOYS	123-126
NON-FERROUS WELDING ALLOYS	126-128
THERMITE. WELDING TIPS	
THERMITE WELDING TIPS	129
UNIWELD. OFFICES	
UNIWELD OFFICES	130
INDEX	
INDEX	131-143



OUTFITS CUTTING & WELDING

STYLE

ROUGHNECK HEAVY DUTY

The Uniweld Roughnecks are complete super heavy duty Oxyacetylene or Propane outfits for cutting, welding, brazing & heating.

780A CUTTING ATTACHMENT with precision machined forged brass head and body and one-piece universal copper mixer.

RV SERIES REGULATORS have single scale 2 1/2" gauges, stainless steel diaphragms and accessibility to the seat from the rear.

WH360 WELDING HANDLE can be used with most fuel gases and Acetylene for heating, brazing, welding and other flame processes.

ROUGHNECK Includes one Type 11-8 heating tip & one each Type 4-1,-3,-5 welding tips.

ROUGHNECK II Includes one Type 11-8 heating tip and one Type 4-2 welding tip.

ROUGHNECK PROPANE Includes an RV8012 Propane regulator, GPN-2 cutting tip, grade "T" hose and Type 12-8 heating tip. Specially designed to cut, braze and heat with Propane.



PLAY SAFE
ADD FLASHBACK ARRESTORS (SEE BELOW)

OPH1-780A

FLIP GOGGLES

Cutting Capacity: 3/4" with supplied tip; up to 8" with optional tips [See pgs. 14-24]

Welding Capacity: 1/2" with supplied tips; up to 3" with optional tips [See pg. 25]

Heating Tips: [See pgs. 30, 31]

ROUGHNECK HEAVY DUTY	WELDING HANDLE	CUTTING ATTACHMENT	CUTTING TIP	WELD/BRAZE TIPS	HEATING TIP	OXYGEN* REGULATOR 5-125 PSIG	ACETYLENE* REGULATOR 2-15 PSIG	ACCESSORIES
PART# OPH1-780A UPC# 80000	WH360	780A	1-101-1	TYPE 4 -1, -3, -5	TYPE 11 8	RV8010 CGA540	RV8011 CGA510	TWIN HOSE 25' 1/4" "B" GOGGLES & LIGHTER
PART# OPH1-780A-4 UPC# 80002	WH360	780A	1-101-1	TYPE 4 -1, -3, -5	TYPE 11 8	RV8010 CGA540	RV8011 CGA510	NO ACCESSORIES
ROUGHNECK II HEAVY DUTY	WELDING HANDLE	CUTTING ATTACHMENT	CUTTING TIP	WELD/BRAZE TIP	HEATING TIP	OXYGEN* REGULATOR 5-125 PSIG	ACETYLENE* REGULATOR 2-15 PSIG	ACCESSORIES
PART# KVH780A UPC# 80080	WH360	780A	1-101-1	TYPE 4 2	TYPE 11 8	RV8010 CGA540	RV8011 CGA510	TWIN HOSE 25' 1/4" "B" GOGGLES & LIGHTER
PART# KVH780A-4 UPC# 80081	WH360	780A	1-101-1	TYPE 4 2	TYPE 11 8	RV8010 CGA540	RV8011 CGA510	NO ACCESSORIES
ROUGHNECK PROPANE HEAVY DUTY	WELDING HANDLE	CUTTING ATTACHMENT	CUTTING TIP	WELD/BRAZE TIP	HEATING TIP	OXYGEN* REGULATOR 5-125 PSIG	PROPANE* REGULATOR 2-40 PSIG	ACCESSORIES
PART# KVP780A UPC# 80082	WH360	780A	GPN-2	- -	TYPE 12 8	RV8010 CGA540	RV8012 CGA510	GRADE "T" TWIN HOSE 25' 1/4" "B" GOGGLES & LIGHTER
PART# KVP780A-4 UPC# 80083	WH360	780A	GPN-2	- -	TYPE 12 8	RV8010 CGA540	RV8012 CGA510	NO ACCESSORIES

ROUGHNECK AND ROUGHNECK II (EXCEPT ROUGHNECK PROPANE) OUTFITS AVAILABLE WITH CGA300 ACETYLENE REGULATORS - ORDER BY ADDING (-1) TO END OF PART#

*Dual scale gauges and other regulator connections available upon request. [See pgs. 97, 98]

Add (FB) to Part# to include U.L. Listed Flashback Arrestors on the Welding Handle. [See pg. 106]



MADE IN U.S.A.

FABRICATOR HEAVY DUTY

The Uniweld Fabricator is a basic heavy duty Oxyacetylene outfit for cutting, welding, brazing & heating.

780A CUTTING ATTACHMENT with precision machined forged brass head and body and one-piece universal copper mixer.

RV or RUH83 SERIES REGULATORS with large, easy to read single scale 2 1/2" gauges.

WH360 WELDING HANDLE can be used with most fuel gases and Acetylene for heating, brazing, welding and other flame processes.



KV780A

PLAY IT SAFE™
ADD FLASHBACK ARRESTORS (SEE BELOW)

Cutting Capacity: 8" with optional tips [See pgs. 14-24]

Welding Capacity: 3" with optional tips [See pg. 25]

Heating Tips: [See pgs. 30, 31]

FABRICATOR HEAVY DUTY	WELDING HANDLE	CUTTING ATTACHMENT	OXYGEN* REGULATOR 5-125 PSIG	ACETYLENE* REGULATOR 2-15 PSIG	GAUGES
PART# KV780A UPC# 80004	WH360	780A 90°	RV8010 CGA540	RV8011 CGA510	2 1/2"
PART# KR780A UPC# 81100	WH360	780A 90°	RUH8310 CGA540	RUH8311 CGA510	2 1/2"
PART# KV780 UPC# 80084	WH360	780 75°	RV8010 CGA540	RV8011 CGA510	2 1/2"
PART# KR780 UPC# 81106	WH360	780 75°	RUH8310 CGA540	RUH8311 CGA510	2 1/2"

Add (FB) to Part# to include U.L. Listed Flashback Arrestors on the Welding Handle. [See pg. 106]

FABRICATOR OUTFITS AVAILABLE WITH CGA300 ACETYLENE REGULATORS - ORDER BY ADDING (-1) TO END OF PART#

PROFESSIONAL HEAVY DUTY

The Uniweld Professional is a basic heavy duty Oxyacetylene cutting outfit.

CUTTING TORCH with heavy duty precision machined forged brass head and body. Universal mixer for most fuel gases 3 PSIG and above. Model 830 (top rear lever, shown) or model 850 (bottom rear lever).

RV or RUH83 SERIES REGULATORS with large, easy to read single scale 2 1/2" gauges.



KV830-21



Cutting Capacity: up to 12" with proper tip [See pgs. 14-24]



MADE IN U.S.A.

PLAY IT SAFE™
ADD FLASHBACK ARRESTORS (SEE BELOW)

PROFESSIONAL HEAVY DUTY	HAND CUTTING TORCH	OXYGEN* REGULATOR 5-125 PSIG	ACETYLENE* REGULATOR 2-15 PSIG	GAUGES	PROFESSIONAL HEAVY DUTY	HAND CUTTING TORCH	OXYGEN* REGULATOR 5-125 PSIG	ACETYLENE* REGULATOR 2-15 PSIG	GAUGES
PART# KV830-21 UPC# 80100	830-21 90°	RV8010 CGA540	RV8011 CGA510	2 1/2"	PART# KR830-21 UPC# 81200	830-21 90°	RUH8310 CGA540	RUH8311 CGA510	2 1/2"
PART# KV850-21 UPC# 80200	850-21 90°	RV8010 CGA540	RV8011 CGA510	2 1/2"	PART# KR850-21 UPC# 81300	850-21 90°	RUH8310 CGA540	RUH8311 CGA510	2 1/2"

PROFESSIONAL OUTFITS AVAILABLE WITH CGA300 ACETYLENE REGULATORS - ORDER BY ADDING (-1) TO END OF PART#

*Dual scale gauges and other regulator connections available upon request. [See pgs. 97, 98]

Hand Cutting Torches come with Check Valves installed. Add (FB) to Part# to substitute U.L. Listed Flashback Arrestors for Check Valves. Uniweld Check Valves and Flashback Arrestors are both field replaceable. [See pg. 106]



OUTFITS CUTTING & WELDING

STYLE



FLIP UP GOGGLES

PLAY IT SAFE™
ADD FLASHBACK ARRESTORS (SEE BELOW)

KAR780A



KAR780ASPF-4

UL LISTED

THE SPECIALIST
HEAVY DUTY

ALL-AMERICAN HEAVY DUTY

The Uniweld All-American is a heavy duty Oxyacetylene outfit for cutting, welding & brazing.

780A CUTTING ATTACHMENT with precision machined forged brass head and body and one-piece universal copper mixer.

RV or RUH83 SERIES REGULATORS with large, easy to read single scale 2 1/2" gauges.

WH360 WELDING HANDLE can be used with most fuel gases and Acetylene for heating, brazing, welding and other flame processes.

Cutting Capacity: 3/4" with supplied tip; up to 8" with optional tips [See pgs. 14-24]

Welding Capacity: 3/32" with supplied tip; up to 3" with optional tips [See pg. 25]

Heating Tips: [See pgs. 30, 31]

The Uniweld Specialist is a heavy duty Oxyacetylene outfit for cutting, welding and brazing. Oxygen and fuel removable flashback arrestors with built-in check valves prevent reverse flow of gases and flashback. Packed in its own handy tool box with utility tray.

780A CUTTING ATTACHMENT with precision machined forged brass head and body and one-piece universal copper mixer.

RUH83 SERIES REGULATORS with large, easy to read single scale 2 1/2" gauges.

WH360 WELDING HANDLE can be used with most fuel gases and Acetylene for heating, brazing, welding and other flame processes.

Cutting Capacity: 3/4" with supplied tip; up to 8" with optional tips [See pgs. 14-24]

Welding Capacity: 3/32" with supplied tip; up to 3" with optional tips [See pg. 25]

Heating Tips: [See pgs. 30, 31]

ALL-AMERICAN HEAVY DUTY	WELDING HANDLE	CUTTING ATTACHMENT	CUTTING TIP	WELD/BRAZE TIP	OXYGEN* REGULATOR 5-125 PSIG	ACETYLENE* REGULATOR 2-15 PSIG	ACCESSORIES
PART# KAV780A UPC# 80006	WH360	780A	1-101-1	TYPE 4 1	RV8010 CGA540	RV8011 CGA510	TWIN HOSE 20' 1/4" "B" GOGGLES & LIGHTER
PART# KAR780A UPC# 81102	WH360	780A	1-101-1	TYPE 4 1	RUH8310 CGA540	RUH8311 CGA510	TWIN HOSE 20' 1/4" "B" GOGGLES & LIGHTER
PART# KAV780A-4 UPC# 80008	WH360	780A	1-101-1	TYPE 4 1	RV8010 CGA540	RV8011 CGA510	NO ACCESSORIES
PART# KAR780A-4 UPC# 81104	WH360	780A	1-101-1	TYPE 4 1	RUH8310 CGA540	RUH8311 CGA510	NO ACCESSORIES

ALL-AMERICAN OUTFITS AVAILABLE WITH CGA300 ACETYLENE REGULATORS - ORDER BY ADDING (-1) TO END OF PART#

Add (FB) to Part# to include U.L. Listed Flashback Arrestors on the Welding Handle. [See pg. 106]

THE SPECIALIST HEAVY DUTY	WELDING HANDLE	CUTTING ATTACHMENT	CUTTING TIP	WELD/BRAZE TIP	OXYGEN* REGULATOR 5-125 PSIG	ACETYLENE* REGULATOR 2-15 PSIG	ACCESSORIES
PART# KAR780ASPF-4 UPC# 81109	WH360	780A	1-101-1	TYPE 4 1	RUH8310 CGA540	RUH8311 CGA510	CC60 BLACK PLASTIC TOOL BOX AND TRAY, TFA100 & TFA101 FLASHBACK ARRESTORS

Optional Twin Hose Set, "B" fittings [Pg. 103]; Spiral Tip Cleaner [Pg. 106]; FLIP-UP GOGGLES, SHADE #5 [Pg. 105]; Wrenches [Pg. 105]

SPECIALIST OUTFITS AVAILABLE WITH CGA300 ACETYLENE REGULATORS - ORDER BY ADDING (-1) TO END OF PART#

*Dual scale gauges and other regulator connections available upon request. [See pgs. 97, 98]



ROLLIN' ROUGHNECK HEAVY DUTY

The Uniweld Rollin' Roughneck is the roughest, toughest most complete portable heavy duty Oxyacetylene welding and cutting system you'll ever find.

780A CUTTING ATTACHMENT with precision machined forged brass head and body and one-piece universal copper mixer for maximum performance & stability.

RV SERIES REGULATORS have single scale 2 1/2" gauges, stainless steel diaphragms & accessibility to the seat from the rear.

WH360 WELDING HANDLE can be used with most fuel gases and Acetylene for heating, brazing, welding and other flame processes.

Cutting Capacity: 3/4" with supplied tip; up to 8" with optional tips [See pgs. 14-24]

Welding Capacity: 1/2" with supplied tips; up to 3" with optional tips [See pg. 25]

Heating Tips: [See pgs. 30, 31]. Dimensions: 35 1/4" W • 28" D • 61" H

Weight: 95 LBS (without cylinders).

WELDED STEEL FRAME
SEE-THRU GRATES
1000 LB. CAPACITY LIFTING HOOK



16" X 4" PNEUMATIC TIRES

Part# 509
[cart only]
UPC# 30016

Part# 509FW
[cart with firewall]
UPC# 30019

80060




ROLLIN' ROUGHNECK HEAVY DUTY	WELDING HANDLE	CUTTING ATTACHMENT	CUTTING TIP	WELD/BRAZE TIPS	HEATING TIP	OXYGEN* REGULATOR 5-125 PSIG	ACETYLENE* REGULATOR 2-15 PSIG	ROLLIN' ROUGHNECK CART
PART# 80060 UPC# 80060	WH360	780A	1-101-1	TYPE 4 -1, -3, -5	TYPE 11 8	RV8010 CGA540	RV8011 CGA510	509 W/O CYLINDERS
PART# 80061 UPC# 80061	WH360	780A	1-101-1	TYPE 4 -1, -3, -5	TYPE 11 8	RV8010 CGA540	RV8011 CGA510	509FW† W/O CYLINDERS

ROLLIN' ROUGHNECK INCLUDES: 25' TWIN HOSE, 1/4" "B" FITTINGS [Pg. 105], FLIP-UP GOGGLES, SHADE #5 [Pg. 107], FLINT LIGHTER [Pg. 107], TORCH FLASHBACK ARRESTORS [Pg. 106] INSTALLED AND 18" STAINLESS STEEL PIGTAIL ASSEMBLY. † 509FW COMES WITH BUILT-IN FIREWALL

DA BOX® HEAVY DUTY

The Uniweld Da Box® is the perfect outfit to mount on your truck for maximum mobility and security. Includes V-style Roughneck outfit, padlocking, heavy gauge steel construction. Add the desired braided stainless steel hose pigtails to complete DaBox® Outfit.

Part# DA BOX
[cabinet only]
UPC# 30017
Accepts all Uniweld Roughneck Outfits



DABOX-V

PIGTAILS

PART#	UPC#	LENGTH	DESCRIPTION
PT300-24	43601	24"	Flexible Stainless Steel Pigtail Assemblies with Brass Fittings
PT300-36	43602	36"	Flexible Stainless Steel Pigtail Assemblies with Brass Fittings
PT300-48	43603	48"	Flexible Stainless Steel Pigtail Assemblies with Brass Fittings CGA300 Acetylene
PT510-24	43621	24"	Flexible Stainless Steel Pigtail Assemblies with Brass Fittings
PT510-36	43622	36"	Flexible Stainless Steel Pigtail Assemblies with Brass Fittings
PT510-48	43623	48"	Flexible Stainless Steel Pigtail Assemblies with Brass Fittings CGA510 Acetylene or Propane
PT540-24	43631	24"	Flexible Stainless Steel Pigtail Assemblies with Brass Fittings
PT540-36	43632	36"	Flexible Stainless Steel Pigtail Assemblies with Brass Fittings
PT540-48	43633	48"	Flexible Stainless Steel Pigtail Assemblies with Brass Fittings CGA540, Oxygen, 3000 PSIG

ADDITIONAL PIGTAILS AVAILABLE ON REQUEST

Dimensions: 23" W • 10" D • 20" H

Weight: 39 LBS (empty).

DA BOX® HEAVY DUTY OUTFIT	WELDING HANDLE	CUTTING ATTACHMENT	CUTTING TIP	WELD/BRAZE TIPS	HEATING TIP	OXYGEN* REGULATOR 5-125 PSIG	ACETYLENE* REGULATOR 2-15 PSIG	DA BOX CABINET
PART# DABOX-V UPC# 80400	WH360	780A	1-101-1	TYPE 4 -1, -3, -5	TYPE 11 8	RV8010 CGA540	RV8011 CGA510	DA BOX


DA BOX-V INCLUDES: 25' TWIN HOSE, 1/4" "B" FITTINGS [Pg. 105], FLIP-UP GOGGLES, SHADE #5 [Pg. 107], FLINT LIGHTER [Pg. 107], CGA510 POL to CGA300 CA ADAPTOR [Pg. 97], REGULATOR FLASHBACK ARRESTOR INSTALLED [Pg. 106]

*Dual scale gauges and other regulator connections available upon request. [See pgs. 97, 98]



OUTFITS CUTTING & WELDING

STYLE



OPH5-350A

ALL-TRADES MEDIUM DUTY



The Uniweld All-Trades is a medium duty Oxyacetylene outfit for cutting, welding, brazing & heating.

CA350 CUTTING ATTACHMENT with precision machined forged brass head and body and one-piece universal copper mixer.

RUH82 SERIES REGULATORS with large, easy to read single scale 2" gauges.

WH350 WELDING HANDLE can be used with most fuel gases and Acetylene for heating, brazing, welding and other flame processes.



Cutting Capacity: 1/2" with supplied tip; up to 6" with optional tips [See pgs. 14-17, 21-22, 24]

Welding Capacity: 1/4" with supplied tips; up to 1 1/4" with optional tips [See pg. 25]

Heating Tips: [See pg. 29]

Add (FB) to Part# to include U.L. Listed Flashback Arrestors on the Welding Handle. [See pg. 106]

ALL-TRADES MEDIUM DUTY	WELDING HANDLE	CUTTING ATTACHMENT	CUTTING TIP	WELD/BRAZE TIPS	HEATING TIP	OXYGEN* REGULATOR 5-125 PSIG	ACETYLENE* REGULATOR 2-15 PSIG	ACCESSORIES
PART# OPH5-350A UPC# 81000	WH350	CA350	3-101-0	TYPE 13 -0, -2, -4	TYPE 29 4	RUH8210 CGA540	RUH8211 CGA510	TWIN HOSE 20' 3/16" "B" GOGGLES & LIGHTER
PART# OPH5-350A-4 UPC# 81002	WH350	CA350	3-101-0	TYPE 13 -0, -2, -4	TYPE 29 4	RUH8210 CGA540	RUH8211 CGA510	NO ACCESSORIES

ALL-TRADES II MEDIUM DUTY




The Uniweld All-Trades II is a medium duty Oxyacetylene outfit for cutting, welding and brazing.

CA250 CUTTING ATTACHMENT with precision machined forged brass head and body and one-piece universal copper mixer.

MR SERIES REGULATORS with large, easy to read single scale 2" gauges.

WH250 WELDING HANDLE can be used with most fuel gases and Acetylene for heating, brazing, welding and other flame processes.



KL250

Cutting Capacity: 1/2" with supplied tip; up to 6" with optional tips [See pgs. 14-17, 21-22, 24]

Welding Capacity: 1/8" with supplied tips; up to 1 1/4" with optional tips [See pgs. 26, 27]

Heating Tips: [See pgs. 27-29]

ALL-TRADES II MEDIUM DUTY	WELDING HANDLE	CUTTING ATTACHMENT	CUTTING TIP	WELD/BRAZE TIPS	OXYGEN* REGULATOR 5-80 PSIG	ACETYLENE* REGULATOR 2-15 PSIG	ACCESSORIES
PART# KL250 UPC# 82000	WH250	CA250	3-101-0	TYPE 17 -0, -2	MR8210 CGA540	MR8211 CGA510	TWIN HOSE 12.5' 3/16" "B" GOGGLES & LIGHTER
PART# KL250-4 UPC# 82003	WH250	CA250	3-101-0	TYPE 17 -0, -2	MR8210 CGA540	MR8211 CGA510	NO ACCESSORIES

ALL TRADES AND ALL TRADES II OUTFITS AVAILABLE WITH CGA300 ACETYLENE REGULATORS - ORDER BY ADDING (-1) TO END OF PART#; WITH CGA520, ADD (-2) TO END OF PART#.

See page 9 for KL250 Outfits including carrying stand & cylinders.

Add (FB) to Part# to include U.L. Listed Flashback Arrestors on the Welding Handle. [See pg. 106]

*Dual scale gauges and other regulator connections available upon request. [See pgs. 97, 98]



THE WURKS® -V MEDIUM DUTY

The Uniweld Wurks-V is a complete 12 piece, easy-to-operate, all-purpose outfit for cutting, welding and brazing that's packed in its own rugged Wurks Box with a compartmented accessory tray.

- CA350 CUTTING ATTACHMENT with precision machine forged brass head and body and one-piece universal copper mixer.
- MR SERIES REGULATORS easy to read single scale 2" gauges.
- WH350 WELDING HANDLE can be used with most fuel gases and Acetylene for heating, brazing, welding and other flame processes.

Cutting Capacity: 1/2" with supplied tip; up to 6" with optional tips [See pgs. 14-17, 21-22, 24]

Welding Capacity: 1/4" with supplied tip; up to 1 1/4" with optional tips [See pg. 25]


Heating Tips: [See pg. 29]



MADE IN U.S.A.



** ACCESSORIES INCLUDE: GOGGLES, LIGHTER, TIP CLEANER AND GLOVES



WURKS-V



ACCESSORIES**

THE WURKS-V MEDIUM DUTY	WELDING HANDLE	CUTTING ATTACHMENT	CUTTING TIP	WELD/BRAZE TIP	OXYGEN* REGULATOR 5-80 PSIG	ACETYLENE* REGULATOR 2-15 PSIG	TOOLBOX W/TRAY	12.5' TWIN HOSE 3/16" "B"
PART# WURKS-V UPC# 82150	WH350	CA350	3-101-0	TYPE 13 2	MR8210 CGA540	MR8211 CGA510	CC60 BLACK PLASTIC	

WURKS-V OUTFITS AVAILABLE WITH CGA300 ACETYLENE REGULATORS - ORDER BY ADDING (-1) TO END OF PART#

*Dual scale gauges and other regulator connections available upon request. [See pgs. 97, 98].

Add (FB) to Part# to include U.L. Listed Flashback Arrestors on the Welding Handle. [See pg. 106]




MADE IN U.S.A.


MINEPRO™ HEAVY DUTY

The Uniweld MINEPRO is a professional heavy duty Oxyacetylene outfit for commercial and industrial cutting, welding and heating.

- CA730 CUTTING ATTACHMENT with three tube in-line construction and tip mix technology for maximum safety.
- RV SERIES REGULATORS with large, easy to read single scale 2 1/2" gauges and a stainless steel diaphragm
- WH730 WELDING HANDLE with tube within a tube design and four O-ring seals for safety & ease of service



FLASHBACK ARRESTORS INSTALLED



† GAUGELESS REGULATORS



TOOL BOX INCLUDED

Cutting Capacity: 1/2" with supplied tip; up to 8" with optional tips [See pgs. 62-65]

Welding Capacity: up to 1 1/2" with optional tips [See pg. 68]

Heating Tips: [See pgs. 68-70]

MINER'S WRENCH INCLUDED



	MINE-PRO HEAVY DUTY	WELDING HANDLE	CUTTING ATTACHMENT	CUTTING TIP	HEATING TIP	OXYGEN* REGULATOR 5-125 PSIG	ACETYLENE* REGULATOR 2-15 PSIG	FLASHBACK ARRESTORS	MINER'S WRENCH
CGA410	PART# KV730-CND UPC# 86450	WH730	CA730	164-1	TYPE 73 14	RV8010 CGA540	RV8011-CND CGA410	TFA100 TFA101	W12X 43439
CGA510	PART# KV730 UPC# 86451	WH730	CA730	164-1	TYPE 73 14	RV8010 CGA540	RV8011 CGA510	TFA100 TFA101	W12X 43439
CGA410	PART# KHG730-CND UPC# 86453	WH730	CA730	164-1	TYPE 73 14	RHG8010† CGA540	RHG8011-CND† CGA410	TFA100 TFA101	W12X 43439
CGA510	PART# KHG730 UPC# 86452	WH730	CA730	164-1	TYPE 73 14	RHG8010† CGA540	RHG8011† CGA510	TFA100 TFA101	W12X 43439

*Dual scale gauges & other regulator conn. available upon request. [See pgs. 97, 98]

Minimum 1/4" hose required (order separately). † Gaugeless Regulators [See pg. 90]
"Use 3/8" hose with the Type 73-14 Heating Tip for adequate gas flow"



OUTFITS CUTTING & WELDING

STYLE

ALL-AMERICAN MEDIUM DUTY

The Uniweld All-American is a medium duty Oxyacetylene or Propane outfit for cutting, welding and brazing.

CA350 CUTTING ATTACHMENT with precision machined forged brass head and body and one-piece copper mixer. Cuts up to 1/2" with supplied tip.

MR or RUH82 SERIES REGULATORS with large, easy to read single scale 2" gauges.

WH350 WELDING HANDLE can be used with most fuel gases and Acetylene for heating, brazing, welding and other flame processes.

ALL-AMERICAN

Includes one Type 13-2 welding tip

ALL-AMERICAN II Includes one Type 29-4 heating tip and one Type 13-2 welding tip.

ALL-AMERICAN PROPANE

Includes RUH or MR series regulators, 3-GPN-1 cutting tip. Specially designed to cut with Propane. Also includes 20' grade "T" hose. Optional brazing & heating tips (See pgs. 27, 29)



KR350



Cutting Capacity: 1/2" with supplied tip; up to 6" with optional tips [See pgs. 14-17, 21-22, 24]

Welding Capacity: 1/8" with supplied tip; up to 1 1/4" with optional tips [See pg. 25]

Heating Tips: [See pg. 29]

ALL-AMERICAN MEDIUM DUTY	WELDING HANDLE	CUTTING ATTACHMENT	CUTTING TIP	WELD/BRAZE TIP	OXYGEN* REGULATOR 5-125 PSIG	ACETYLENE* REGULATOR 2-15 PSIG	ACCESSORIES	
PART# KR350 UPC# 81004	WH350	CA350	3-101-0	TYPE 13 2	RUH8210 CGA540	RUH8211 CGA510	TWIN HOSE 20' 3/16" "B" GOGGLES & LIGHTER	
PART# KM350 UPC# 82100	WH350	CA350	3-101-0	TYPE 13 2	MR8210 CGA540	MR8211 CGA510	TWIN HOSE 20' 3/16" "B" GOGGLES, LIGHTER	
ALL-AMERICAN II MEDIUM DUTY	WELDING HANDLE	CUTTING ATTACHMENT	CUTTING TIP	WELD/BRAZE TIP	HEATING TIP	OXYGEN* REGULATOR 5-125 PSIG	ACETYLENE* REGULATOR 2-15 PSIG	ACCESSORIES
PART# KRH350 UPC# 81070	WH350	CA350	3-101-1	TYPE 13 2	TYPE 29 4	RUH8210 CGA540	RUH8211 CGA510	TWIN HOSE 20' 3/16" "B" GOGGLES & LIGHTER
PART# KMH350 UPC# 82180	WH350	CA350	3-101-1	TYPE 13 2	TYPE 29 4	MR8210 CGA540	MR8211 CGA510	TWIN HOSE 20' 3/16" "B" GOGGLES & LIGHTER
ALL-AMERICAN PROPANE MEDIUM DUTY	WELDING HANDLE	CUTTING ATTACHMENT	CUTTING TIP	WELD/BRAZE TIP	OXYGEN* REGULATOR 5-125 PSIG	PROPANE* REGULATOR 2-40 PSIG	ACCESSORIES	
PART# KRP350 UPC# 81071	WH350	CA350	3-GPN-1	-	RUH8210 CGA540	RUH8212 CGA510	GRADE "T" TWIN HOSE 20' 3/16" "B" GOGGLES & LIGHTER	
PART# KMP350 UPC# 82181	WH350	CA350	3-GPN-1	-	MR8210 CGA540	MR8212 CGA510	GRADE "T" TWIN HOSE 20' 3/16" "B" GOGGLES & LIGHTER	

ALL-AMERICAN AND ALL-AMERICAN II (EXCEPT ALL-AMERICAN PROPANE) OUTFITS AVAILABLE WITH CGA300 ACETYLENE REGULATORS - ORDER BY ADDING (-1) TO END OF PART#, ALL-AMERICAN AND ALL-AMERICAN II OUTFITS AVAILABLE WITHOUT ACCESSORIES - ORDER BY ADDING (-4) TO END OF PART#

*Dual scale gauges and other regulator connections available upon request. [See pgs. 97, 98]

Add (FB) to Part# to include U.L. Listed Flashback Arrestors on the Welding Handle. [See pg.106]

ALL-AMERICAN OXYACETYLENE OUTFIT KL350-P MEDIUM DUTY KL350-P-TU

The Uniweld Oxyacetylene outfit is a portable outfit for cutting, welding & brazing in remote locations.

CA350 CUTTING ATTACHMENT cuts up to 3/8" with supplied tip.

RS SERIES REGULATORS with easy to read single scale 1 1/2" gauges with protective boots.

WH350 WELDING HANDLE can be used with most fuel gases and Acetylene for heating, brazing, welding and other flame processes. Uses Type 13 series tips.



MADE IN U.S.A.



Cutting Capacity: 1/2" with supplied tip; up to 5" with optional tips [See pg. 14]

Welding Capacity: 1/8" with supplied tip; up to 1 3/4" with optional tips [See pg. 25]

SAFETY NOTE: MC cylinders (10 cu.ft.) will not provide adequate volume for MULTIFLAME HEATING TIPS (rosebud).

DO NOT USE MULTIFLAME HEATING TIPS WITH THIS TOTE OUTFIT OR ANY OTHER MC CYLINDER SYSTEM



KL350-P-TU

TU= Cylinders and outfits are unitized, packed in one master carton

Use 20 cu.ft (R) Oxygen cylinder and 10 cu.ft. (MC) Acetylene cylinder

UNITIZED DISPLAY PACKAGING

ALL-AMERICAN UNIWELO TOTE MEDIUM DUTY	WELDING HANDLE	CUTTING ATTACHMENT	CUTTING TIP	WELD/BRAZE TIP	OXYGEN* REGULATOR 2-60 PSIG	ACETYLENE* REGULATOR 2-15 PSIG	ACCESSORIES PLUS 511 PLASTIC TOTE
PART# KL350-P UPC# 82174	WH350	CA350	3-101-0	TYPE 13 2	RSOB CGA540	RSMC2B CGA200	TWIN HOSE 12.5' 3/16" "B", WRENCH, GOGGLES, LIGHTER & TIP CLEANER
PART# KL350-P-TU UPC# 82175	WH350	CA350	3-101-0	TYPE 13 2	RSOB CGA540	RSMC2B CGA200	TWIN HOSE 12.5' 3/16" "B", WRENCH, GOGGLES, LIGHTER & TIP CLEANER

KL350-P-TU INCLUDES 10 CU.FT. ACETYLENE CYLINDER AND 20 CU.FT. OXYGEN CYLINDER, SHIPPED EMPTY. KL350-P SHIPPED WITHOUT CYLINDERS.

*Dual scale gauges and other regulator connections available upon request. [See pgs. 97, 98]

Add (FB) to Part# to include U.L. Listed Flashback Arrestors on the Welding Handle. [See pg. 106]



OUTFITS CUTTING & WELDING

STYLE

UNIWELD TOTE MEDIUM DUTY

The Uniweld Tote is a portable Oxyacetylene outfit for cutting, welding and brazing. Select either the rugged steel cart or molded plastic cart.



MADE IN U.S.A.

- CA250 CUTTING ATTACHMENT Cuts up to 1/2" with supplied tip.
- RS SERIES REGULATORS with easy to read single scale 1 1/2" gauges with protective boots.
- WH250 WELDING HANDLE can be used with most fuel gases and Acetylene for heating, brazing, welding and other flame processes. Uses Type 17 tips, popular in the HVAC/Plumbing industry.



KL250-P-TU

PLAY IT SAFE
ADD FLASHBACK ARRESTORS (SEE BELOW)

FLIP UP GOGGLES

UNITIZED DISPLAY PACKAGING

KL250-C-TU

Use 20 cu.ft (R) Oxygen cylinder and 10 cu.ft. (MC) Acetylene cylinder



CUTTING



WELDING

Cutting Capacity: 1/2" with supplied tip; 3" with optional tips [See pg. 14]

Welding Capacity: 3/32" with supplied tip; 1 1/4" with optional tips [See pg. 26]

KL250-P and KL250-C: Cylinders not included.

KL250-P-TU and KL250-C-TU: Cylinders and outfits are unitized, packed in one master carton**

UNIWELD TOTE MEDIUM DUTY	WELDING HANDLE	CUTTING ATTACHMENT	CUTTING TIP	WELD/BRAZE TIP	OXYGEN* REGULATOR 2-60 PSIG	ACETYLENE* REGULATOR 2-15 PSIG	CARRYING STANDS/ CYLINDERS	ACCESSORIES
PART# KL250-P UPC# 82006	WH250	CA250	3-101-0	TYPE 17 1	RSOB CGA540	RSMC2B CGA200	#511 PLASTIC	TWIN HOSE 10' 3/16" "B" GOGGLES & LIGHTER
PART# KL250-C UPC# 82007	WH250	CA250	3-101-0	TYPE 17 1	RSOB CGA540	RSMC2B CGA200	#500S STEEL	TWIN HOSE 10' 3/16" "B" GOGGLES & LIGHTER
PART# KL250-P-TU UPC# 82009	WH250	CA250	3-101-0	TYPE 17 1	RSOB CGA540	RSMC2B CGA200	#511 PLASTIC MC/R	TWIN HOSE 10' 3/16" "B" GOGGLES & LIGHTER
PART# KL250-C-TU UPC# 82051	WH250	CA250	3-101-0	TYPE 17 1	RSOB CGA540	RSMC2B CGA200	#500S STEEL MC/R	TWIN HOSE 10' 3/16" "B" GOGGLES & LIGHTER

*Dual scale gauges available upon request [See pg. 98]. **Cylinders shipped empty.

Add (FB) to Part# to include U.L. Listed Flashback Arrestors on the Welding Handle. [See pg. 106]



780A
TUBE MIX

FORGED BRASS HEAD AND BODY

NICKEL ALLOY GAS TUBES FOR MAXIMUM STRENGTH AND HEAT DISSIPATION

PUSHROD TYPE CUTTING OXYGEN VALVE THAT'S EASY TO REPAIR

STAINLESS STEEL OXYGEN CUTTING LEVER

INTERNAL HEAVY DUTY ONE-PIECE COPPER UNIVERSAL GAS MIXER

HAND TIGHT NUT WITH TWO O-RING SEALS

V-STYLE TIP SEATING AREA 2 TAPERED SEATS


STAINLESS STEEL BALL POINT VALVES WITH TEFLON® PACKING

HEAD ANGLES



****3 SEAT STYLE TIP MIX**

[See 71 Handle pg. 11]



PART# UPC#	780A 02401	780 02400	780B 02402	3-780A 02451	3-780 02450	CA350 02100	CA350B 02103	CA250 02000	CA550 02600	CA100** 02700
LENGTH	10½"	10½"	10½"	10½"	10½"	8"	8"	8"	8"	7"
WEIGHT	32 OZ.	32 OZ.	32 OZ.	31 OZ.	31 OZ.	15 OZ.	15 OZ.	15 OZ.	15 OZ.	10.8 OZ.
HEAD ANGLE	90°	75°	180°	90°	75°	90°	180°	90°	90°	90°
CUTTING CAPACITY*	8"	8"	8"	7"	7"	6"	6"	6"	2"	2"
ACETYLENE TIP SERIES 1-101	1-101	1-101	1-101	3-101	3-101	3-101	3-101	3-101	5-101	CT100
COMPATIBLE WELDING HANDLES	WH360 WH360L 72L9 72L11	WH360 WH360L 72L9 72L11	WH360 WH360L 72L9 72L11	WH360 WH360L 72L9 72L11	WH360 WH360L 72L9 72L11	WH350	WH350	WH250 WH550 71	WH550 WH250 71	WH550 WH250 71

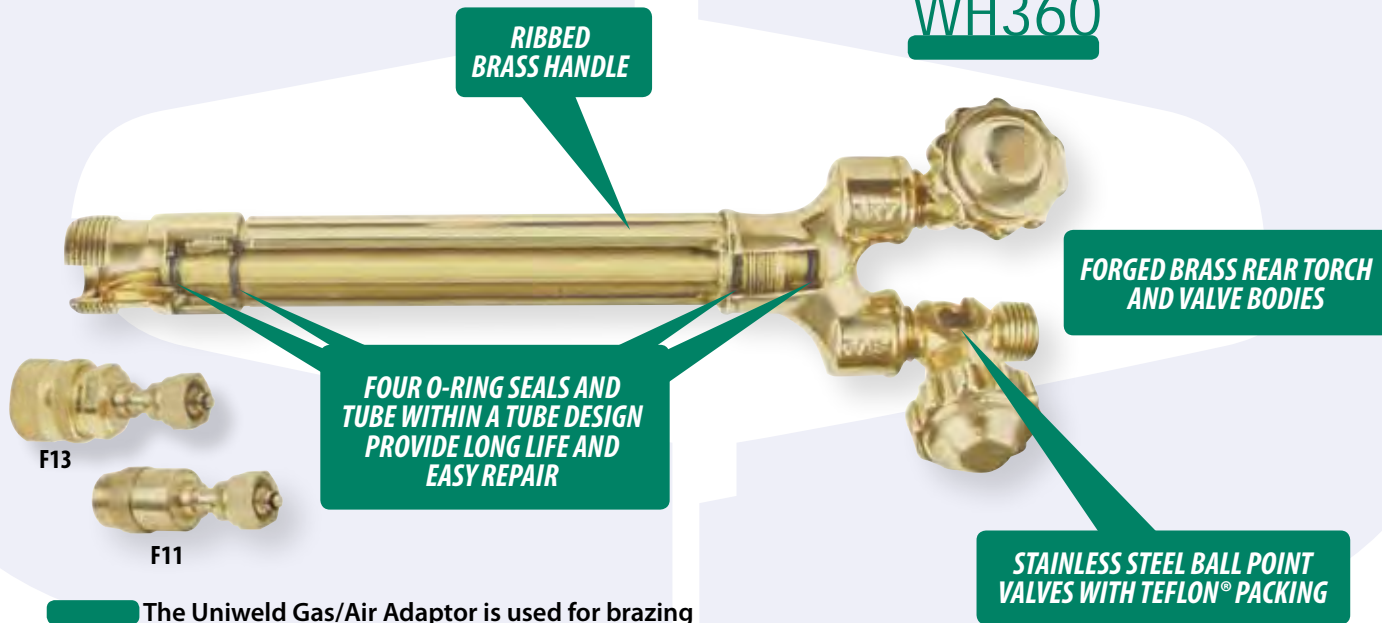
*SEE PAGES 14-24, 63 FOR ALL COMPATIBLE CUTTING TIPS AND SPECIAL PURPOSE TIP SELECTION



WELDING HANDLES

STYLE

WH360



The Uniweld Gas/Air Adaptor is used for brazing and soldering when no oxygen is required with Twister® or soft flame tips. [See Uniweld HVAC/R Catalog].

Use an F11 Adaptor to convert the 71, WH250 and WH550 handles [Screw Connect].

Use an F13 Adaptor to convert the 71, WH250 and WH550 handles [Quick Connect].

Use an F12 Adaptor for the WH350 handle [Screw Connect].



[See CA100 pg. 10]

PART# UPC#	WH360 00150	WH360L 00151	72L9** 00350	72L11** 00351	WH350 00100	WH250 00001	WH550 00550	71** 00300
LENGTH	9"	11"	8 ³ / ₄ "	11"	7 ¹ / ₂ "	7 ¹ / ₂ "	7 ¹ / ₂ "	6"
WEIGHT	18 OZ.	24 OZ.	18 OZ.	23 OZ.	13.2 OZ.	13.1 OZ.	12.7 OZ.	6.4 OZ.
HOSE CONNECTION	"B" ⁹ / ₁₆ "-18 THREAD						"A" ³ / ₈ "-24 THREAD	
†FLASHBACK ARRESTORS	"B" FLASHBACK ARRESTORS						"A" FLASHBACK ARRESTORS	
WELDING CAPACITY*	3"	3"	3"	3"	1 ¹ / ₄ "	1 ¹ / ₄ "	1 ¹ / ₄ "	1 ¹ / ₄ "
COMPATIBLE CUTTING ATTACHMENTS	780A(90°) 3-780A(90°) 780(75°) 3-780(75°) 780B(180°)	780A(90°) 3-780A(90°) 780(75°) 3-780(75°) 780B(180°)	780A(90°) 3-780A(90°) 780(75°) 3-780(75°) 780B(180°)	780A(90°) 3-780A(90°) 780(75°) 3-780(75°) 780B(180°)	CA350(90°) CA350B(180°)	CA250(90°) CA550(90°) CA100(90°)	CA550(90°) CA250(90°) CA100(90°)	CA550(90°) CA250(90°) CA100(90°)

** HAVE TWO SILVER BRAZED TUBES INSIDE A VENTED BRASS HANDLE
*SEE PAGES 26-31 FOR WELDING, BRAZING, HEATING TIPS
and MIXER INFORMATION.

†Add (FB) to Part# to include U.L. Listed Flashback Arrestors on the Welding Handle. [See pg. 106]



830-21
TUBE MIX

CNC FORGED BRASS HEAD

STAINLESS STEEL ALLOY GAS TUBES FOR MAXIMUM STRENGTH AND HEAT DISSIPATION

HEAVY DUTY RIBBED ERGONOMIC HANDLE

STAINLESS STEEL OXYGEN CUTTING LEVER

FORGED BRASS BODY


PRECISION SEATS

INTERNAL HEAVY DUTY UNIVERSAL GAS MIXER FOR USE WITH ALL FUEL GASES

STAINLESS STEEL BALL POINT VALVES WITH TEFLON® PACKING PROMOTES DURABILITY AND POSITIVE SHUT-OFF

FIELD REPLACEABLE EXTERNAL CHECK VALVES†

HEAD ANGLES



PLAY IT SAFE™
ADD FLASHBACK ARRESTORS (SEE BELOW)

HEAD ANGLE	PART#	830-17	830-21	830-36	830-48	850-17	850-21	850-36	850-48	EC72740A	EC72780A
90°	UPC#	04000	04001	04002	04003	04100	04101	04102	04103	04204	04200
HEAD ANGLE	PART#	831-17	831-21	831-36	831-48		851-21	851-36	851-48	EC72740	EC72780
75°	UPC#	04010	04011	04012	04013		04111	04112	04113	04205	04201
HEAD ANGLE	PART#		832-21	832-36	832-48		852-21	852-36	852-48		
180°	UPC#		04021	04022	04023		04121	04122	04123		
TORCH LENGTH		17"	21"	36"	48"	17"	21"	36"	48"	16"	16"
WEIGHT		52 OZ.	58 OZ.	71 OZ.	84 OZ.	52 OZ.	58 OZ.	71 OZ.	84 OZ.	38 OZ.	38 OZ.
LEVER POSITION		TOP REAR	TOP REAR	TOP REAR	TOP REAR	BOT'M REAR	BOT'M REAR	BOT'M REAR	BOT'M REAR	TOP CENTER	TOP CENTER
CUTTING CAPACITY*		12"	12"	12"	12"	12"	12"	12"	12"	7"	8"
ACETYLENE TIP SERIES		1-101	1-101	1-101	1-101	1-101	1-101	1-101	1-101	3-101	1-101

*SEE PAGES 14-24 FOR ALL GASES CUTTING TIPS and SPECIAL PURPOSE TIP SELECTION

†Hand Cutting Torches come with Check Valves installed. Add (FB) to Part# to substitute U.L. Listed Flashback Arrestors for Check Valves. Uniweld Check Valves & Flashback Arrestors are both field replaceable [See pg. 106]



TORCHES MACHINE CUTTING

STYLE

NEW! 68 SERIES
TUBE MIX

HEAVY DUTY BRASS
STANDARD 1 3/8" BARREL

PRECISION
REAMED
SEATS

FOUR POSITION RACK
ADJUSTMENT 90° APART
[OPTIONAL]

STAINLESS STEEL BALL
POINT PREHEAT VALVES

QUICK OPENING
OXYGEN
CUTTING LEVER

Use with optional Preheat Adaptor: Part# **15AR** (acetylene), **15PR** (propane)

15AR

68

#**6700BA** The Uniweld adjustable head Bevel Cutting Adaptor with calibrated dial lets you set angles from 0° to 90° to cut bevels without tilting the Machine Torch.



6700BA

68 SERIES MULTIGAS MACHINE TORCHES

PART#	68-6	68
UPC#	04361	04360

BARREL LENGTH	6"	10"
TWO HOSE W/LEVER ACTION OXYGEN CUTTING VALVE	YES	YES

CUTTING CAPACITY*	8"	8"
-------------------	----	----

MUST ORDER RACK SEPARATELY

68 MACHINE TORCH SERIES RACKS

PART#	68164-6A	68164-10A
UPC#	04370	04371

RACK LENGTH	6" (2 screws)	10" (3 screws)
-------------	---------------	----------------

68164-10A

67 MACHINE TORCH SERIES REPLACEMENT RACKS

PART#	6250	6250-2
UPC#	04930	04931

RACK LENGTH	6" (2 screws)	10" (3 screws)
-------------	---------------	----------------

6250-2

TRAKUTTER™
OXY/FUJI

UCM200T | UCM200
UCM220T | UCM220
TRACKS INCLUDED | TRACKS NOT INCLUDED

The Uniweld TRAKUTTER is a portable track-style machine that can operate on its own track for precision straight line cutting.

CUTTING MACHINE with 32 pitch pinion torch holder designed for 1 3/8" (35mm) barrel diameter. Fits Uniweld machine torches; Series 63, 64 and 68

- Power: AC110V or 220V, 50/60 Hz
- Large adjustment knobs and wing nuts for lock-down
- 3' manifold to torch twin hose and two hose manifold block
- Additional hoses required **6700BA** Torch not included
- Speed Range: 6" (150mm) per/min to 31" (800mm) per/min.
- Racking distance up to 8" from the machine body
- Single cone speed changer; variable speed in both forward and reverse.
- 6 feet of track included with UCM200T and UCM220T.
- 16" power cord



OPTIONAL TRACK SECTION

PART# CMTR3X2 UPC# 04352

3' track sections (set of 2; optional) for line cutting. Track sections can be securely interlocked for added length.

*SEE PAGES 14-24 FOR ALL GASES CUTTING TIPS.

ORDER TRAKUTTER MACHINE WITHOUT TRACK.
PART# UCM200
UPC# 04350
PART# UCM220
UPC# 04351

PART# UCM200T
110V-50/60Hz
UPC# 04355

PART# UCM220T
220V-50/60Hz
UPC# 04356

ACETYLENE


USE WITH SERIES			APPLICATION
CUTTING ATTACHMENT	HAND CUTTING TORCHES	MACHINE CUTTING TORCHES	
780	830, 850 EC72780	68 SERIES	GENERAL PURPOSE CUTTING MACHINE CUTTING



**1-101
[ONE PIECE]**

TIP SERIES	ONE PIECE							
PART #	CUT METAL THICKNESS	CUT OXY DRILL SIZE	CUTTING OXYGEN		ACETYLENE		SPEED I.P.M.	KERF WIDTH
			PSIG	SCFH	PSIG	SCFH		
1-101-000	1/8"	71	20/25	20/25	5	5	28/32	.04
1-101-00	1/4"	67	20/25	30/35	5	6	27/30	.05
1-101-0	3/8"	60	25/30	55/60	5	8	24/28	.06
1-101-0	1/2"	60	30/35	60/65	5	10	20/24	.06
1-101-1	3/4"	56	30/35	80/85	5	13	17/21	.07
1-101-2	1"	53	35/40	140/150	6	16	15/19	.09
1-101-2	1 1/2"	53	40/45	150/160	7	18	13/17	.09
1-101-3	2"	50	40/45	210/225	9	22	12/15	.11
1-101-3	2 1/2"	50	45/50	225/240	10	26	10/13	.11
1-101-4	3"	45	40/50	270/320	10	30	9/12	.12
1-101-5	4"	39	45/55	390/425	12	34	8/11	.15
1-101-5	5"	39	50/55	425/450	13	38	7/9	.15
1-101-6	6"	31	45/55	500/600	13	44	6/8	.18
1-101-6	8"	31	50/80	500/600	14	50	5/6	.19
1-101-7	10"	28	50/80	700/850	15	56	4/5	.34
1-101-8	12"	20	55/85	900/1000	15	62	3/5	.41

USE WITH SERIES			APPLICATION
CUTTING ATTACHMENT	HAND CUTTING TORCHES	MACHINE CUTTING TORCHES	
780	830, 850 EC72780	68 SERIES	GENERAL CUTTING CLOSE QUARTERS HAND AND MACHINE CUTTING




**1-101-30 (30°)
[ONE PIECE]**

TIP SERIES	ONE PIECE							
PART #	CUT METAL THICKNESS	CUT OXY DRILL SIZE	CUTTING OXYGEN		ACETYLENE		SPEED I.P.M.	KERF WIDTH
			PSIG	SCFH	PSIG	SCFH		
1-101-30-0	3/8"	60	25/30	55/60	5	8	24/28	.06
1-101-30-0	1/2"	60	30/35	60/65	5	10	20/24	.06
1-101-30-1	3/4"	56	30/35	80/85	5	13	17/21	.07
1-101-30-2	1"	53	35/40	140/150	6	16	15/19	.09
1-101-30-2	1 1/2"	53	40/45	150/160	7	18	13/17	.09

TECH TIP *Always use the proper size tip for the job. Never use an oversized tip and then cut the fuel and oxygen back to work on a small job. This may cause tip damage, overheating, backfire and flashback.*

USE WITH SERIES			APPLICATION
CUTTING ATTACHMENT	HAND CUTTING TORCHES	MACHINE CUTTING TORCHES	
CA250 CA350 3-780	EC72740	N/A	GENERAL PURPOSE CUTTING



**3-101
[ONE PIECE]**

TIP SERIES	ONE PIECE							
PART #	CUT METAL THICKNESS	CUT OXY DRILL SIZE	CUTTING OXYGEN		ACETYLENE		SPEED I.P.M.	KERF WIDTH
			PSIG	SCFH	PSIG	SCFH		
3-101-000	1/8"	71	20/25	20/25	5	5	28/32	.04
3-101-00	1/4"	67	20/25	30/35	5	6	27/30	.05
3-101-0	3/8"	60	25/30	55/60	5	8	24/28	.06
3-101-0	1/2"	60	30/35	60/65	5	10	20/24	.06
3-101-1	3/4"	56	30/35	80/85	5	13	17/21	.07
3-101-2	1"	53	35/40	140/150	6	16	15/19	.09
3-101-2	1 1/2"	53	40/45	150/160	7	18	13/17	.09
3-101-3	2"	50	40/45	210/225	9	22	12/15	.11
3-101-3	2 1/2"	50	45/50	225/240	10	26	10/13	.11
3-101-4	3"	45	40/50	270/320	10	30	9/12	.12
3-101-5	4"	39	45/55	390/425	12	34	8/11	.15
3-101-5	5"	39	50/55	425/450	13	38	7/9	.15



NOTE: TO ORDER TIP ON DISPLAY CARD, ADD (-D) TO PART NUMBER.





TIPS CUTTING

STYLE



ACETYLENE

USE WITH SERIES			APPLICATION
CUTTING ATTACHMENT	HAND CUTTING TORCHES	MACHINE CUTTING TORCHES	
CA550	N/A	N/A	GENERAL PURPOSE CUTTING 
			
5-101 [ONE PIECE]			

TIP SERIES PART #	CUT METAL THICKNESS	CUT OXY DRILL SIZE	ONE PIECE CUTTING OXYGEN		ACETYLENE		SPEED I.P.M.	KERF WIDTH
			PSIG	SCFH	PSIG	SCFH		
5-101-00	1/4"	67	20/25	30/35	5	6	27/30	.05
5-101-0	3/8"	60	25/30	55/60	5	8	24/28	.06
5-101-0	1/2"	60	30/35	60/65	5	10	20/24	.06
5-101-1	3/4"	56	30/35	80/85	5	13	17/21	.07
5-101-2	1"	53	35/40	140/150	6	16	15/19	.09
5-101-2	1 1/2"	53	40/45	150/160	7	18	13/17	.09



USE WITH SERIES			APPLICATION
CUTTING ATTACHMENT	HAND CUTTING TORCHES	MACHINE CUTTING TORCHES	
780	830, 850 EC72780	68 SERIES	REMOVING BOILER TUBES WORK IN CONFINED SPACES 
			
1-108 [ONE PIECE]			

TIP SERIES PART #	CUT METAL THICKNESS	CUT OXY DRILL SIZE	ONE PIECE CUTTING OXYGEN		ACETYLENE		SPEED I.P.M.	KERF WIDTH
			PSIG	SCFH	PSIG	SCFH		
1-108-0	3/8"	60	25/30	55/60	5	8	24/28	.06
1-108-0	1/2"	60	30/35	60/65	5	10	20/24	.06
1-108-1	3/4"	56	30/35	80/85	5	13	17/21	.07
1-108-2	1"	53	35/40	140/150	6	16	15/19	.09
1-108-2	1 1/2"	53	40/45	150/160	7	18	13/17	.09
1-108-3	2"	50	40/45	210/225	9	22	12/15	.11
1-108-3	2 1/2"	50	45/50	225/240	10	26	10/13	.11
1-108-4	3"	45	40/50	270/320	10	30	9/12	.12

USE WITH SERIES			APPLICATION
CUTTING ATTACHMENT	HAND CUTTING TORCHES	MACHINE CUTTING TORCHES	
CA250, CA350 3-780	EC72740	N/A	REMOVING BOILER TUBES TIGHT WORK SPACES 
			
3-108 [ONE PIECE]			

TIP SERIES PART #	CUT METAL THICKNESS	CUT OXY DRILL SIZE	ONE PIECE CUTTING OXYGEN		ACETYLENE		SPEED I.P.M.	KERF WIDTH
			PSIG	SCFH	PSIG	SCFH		
3-108-2	1"	53	35/40	140/150	6	16	15/19	.09
3-108-2	1 1/2"	53	40/45	150/160	7	18	13/17	.09

TECH TIP *The preheat flame ports and the cutting oxygen orifice are sized for the thickness range of metal that the tip is designed to cut.*

USE WITH SERIES			APPLICATION
CUTTING ATTACHMENT	HAND CUTTING TORCHES	MACHINE CUTTING TORCHES	
780	830, 850 EC72780	N/A	DRAG TYPE FOR HAND CUTTING AND TRIMMING 
			
1-110 [ONE PIECE]			

TIP SERIES PART #	CUT METAL THICKNESS	CUT OXY DRILL SIZE	ONE PIECE CUTTING OXYGEN		ACETYLENE		SPEED I.P.M.	KERF WIDTH
			PSIG	SCFH	PSIG	SCFH		
1-110-0	3/8"	60	25/30	55/60	5	8	24/28	.06
1-110-0	1/2"	60	30/35	60/65	5	10	20/24	.06
1-110-2	1"	53	35/40	140/150	6	16	15/19	.09
1-110-2	1 1/2"	53	40/45	150/160	7	18	13/17	.09

TECH TIP *Cutting tips are precision machined copper-alloy parts of various designs and sizes. They are held in the cutting torch by a tip nut.*

TECH TIP



Cutting tips have a metal to metal seating, so be sure to tighten the tip nut at 9 lbs. of torque. Do not overtighten.

NOTE: TO ORDER TIP ON DISPLAY CARD, ADD (-D) TO PART NUMBER.

ACETYLENE

USE WITH SERIES
HAND CUTTING ATTACHMENT TORCHES
MACHINE CUTTING TORCHES
APPLICATION

780 830, 850 EC72780 68 SERIES RIVET HEADS TRIMMING CUTTING

1-112 [ONE PIECE]

TIP SERIES	CUT METAL THICKNESS	CUT OXY DRILL SIZE	ONE PIECE CUTTING OXYGEN		ACETYLENE		SPEED I.P.M.	KERF WIDTH
PART #			PSIG	SCFH	PSIG	SCFH		
1-112-0	3/8"	60	25/30	55/60	5	8	24/28	.06
1-112-0	1/2"	60	30/35	60/65	5	10	20/24	.06
1-112-2	1"	53	35/40	140/150	6	16	15/19	.09
1-112-2	1 1/2"	53	40/45	150/160	7	18	13/17	.09
1-112-4	3"	45	40/50	270/320	10	30	9/12	.12

USE WITH SERIES
HAND CUTTING ATTACHMENT TORCHES
MACHINE CUTTING TORCHES
APPLICATION

CA250 EC72740 N/A CUTTING CLOSE TO BULKHEADS RIVET HEADS

3-112 [ONE PIECE]

TIP SERIES	CUT METAL THICKNESS	CUT OXY DRILL SIZE	ONE PIECE CUTTING OXYGEN		ACETYLENE		SPEED I.P.M.	KERF WIDTH
PART #			PSIG	SCFH	PSIG	SCFH		
3-112-1	3/4"	56	30/35	80/85	5	13	17/21	.07
3-112-2	1"	53	35/40	140/150	6	16	15/19	.09
3-112-2	1 1/2"	53	40/45	150/160	7	18	13/17	.09

TECH TIP Acetylene cutting tips are usually one piece with drilled and swaged flame ports.

USE WITH SERIES
HAND CUTTING ATTACHMENT TORCHES
MACHINE CUTTING TORCHES
APPLICATION

780 830, 850 EC72780 N/A GOUGING REMOVING WELDS

1-118 [ONE PIECE]

Sizes 0-4 Sizes 6-8

TIP SERIES	CUT METAL THICKNESS	CUT OXY DRILL SIZE	ONE PIECE CUTTING OXYGEN		ACETYLENE		SPEED I.P.M.	KERF WIDTH
PART #			PSIG	SCFH	PSIG	SCFH		
1-118-0	3/8"	60	25/30	55/60	5	8	24/28	.06
1-118-0	1/2"	60	30/35	60/65	5	10	20/24	.06
1-118-2	1"	53	35/40	140/150	6	16	15/19	.09
1-118-2	1 1/2"	53	40/45	150/160	7	18	13/17	.09
1-118-4	3"	45	40/50	270/320	10	30	9/12	.12
1-118-6	6"	31	45/55	500/600	13	44	6/8	.18
1-118-6	8"	31	50/80	500/600	14	50	5/6	.19
1-118-8	12"	20	55/85	900/1000	15	62	3/5	.41

USE WITH SERIES
HAND CUTTING ATTACHMENT TORCHES
MACHINE CUTTING TORCHES
APPLICATION

CA250 EC72740 N/A GOUGING RIVET WASHING WELD PREP

3-118 [ONE PIECE]

TIP SERIES	CUT METAL THICKNESS	CUT OXY DRILL SIZE	ONE PIECE CUTTING OXYGEN		ACETYLENE		SPEED I.P.M.	KERF WIDTH
PART #			PSIG	SCFH	PSIG	SCFH		
3-118-2	1"	53	35/40	140/150	6	16	15/19	.09
3-118-2	1 1/2"	53	40/45	150/160	7	18	13/17	.09

TECH TIP The torch cutting tip contains a number of preheat flame ports and a center passage for the cutting oxygen. The preheat flames are used to heat the metal to a temperature where the metal will react with the cutting oxygen.

USE WITH SERIES
HAND CUTTING ATTACHMENT TORCHES
MACHINE CUTTING TORCHES
APPLICATION

780A 830, 850 EC72780 68 SERIES GENERAL CUTTING

1-101L [ONE PIECE]-10" Length


TIP SERIES	CUT METAL THICKNESS	CUT OXY DRILL SIZE	ONE PIECE CUTTING OXYGEN		ACETYLENE		SPEED I.P.M.	KERF WIDTH
PART #			PSIG	SCFH	PSIG	SCFH		
1-101L-4	3"	45	40/50	270/320	10	30	9/12	.12
1-101L-6	8"	31	50/80	500/600	14	50	5/6	.19



TIPS CUTTING

STYLE


ACETYLENE

USE WITH SERIES			APPLICATION
CUTTING ATTACHMENT	HAND CUTTING TORCHES	MACHINE CUTTING TORCHES	
See Note	830, 850 EC72780	N/A	MULTI-FLAME HEATING WITH MAX. TORCH PRESSURE
 1-126 [TWO PIECE]			

TIP SERIES	SPECIALTY HEATING ASSEMBLY					
	PART #	PREHEAT OXYGEN		ACETYLENE		BTUs
CUT METAL THICKNESS		CUT OXY DRILL SIZE	PSIG	SCFH	PSIG	
SPECIALTY HEATING TIP TURNS CUTTING TORCH INTO HEATING TORCH	1-126-6	1/8"	71	20/25	12/15	20,500/58,800
	1-126-8	1/4"	67	20/25	22/26	44,000/117,500
	1-126-10*	3/8"	60	25/30	45/55	58,800/147,000
	1-126-12*	1/2"	60	30/35	40/100	88,200/220,500

NOTE: Use sizes #6 and #8 with cutting attachment 780 and EC72780 only. Use sizes #10 and #12 with 830 and 850 series only. *Use 3/8" hose only, Manifold Acetylene Cylinders


NATURAL GAS/PROPANE

USE WITH SERIES			APPLICATION
CUTTING ATTACHMENT	HAND CUTTING TORCHES	MACHINE CUTTING TORCHES	
780	830, 850 EC72780	68 SERIES	GENERAL PURPOSE MACHINE CUTTING
 GPN [TWO PIECE]			

TIP SERIES	TWO PIECE CUTTING OXYGEN								
	CUT METAL THICKNESS	CUT OXY DRILL SIZE	PSIG	SCFH	FUEL GAS PSIG	SCFH	SPEED I.P.M.	KERF WIDTH	
GPN-000	1/8"	71	20/25	12/15	5	5/6	24/28	.04	
GPN-00	1/4"	67	20/25	22/26	5	5/7	21/25	.05	
GPN-0	3/8"	60	25/30	45/55	5	8/10	20/24	.06	
GPN-0	1/2"	60	30/35	50/55	5	8/10	20/24	.06	
GPN-1	3/4"	56	30/35	70/80	6	10/12	15/20	.08	
GPN-2	1"	53	35/40	115/125	8	12/15	14/18	.09	
GPN-2	1 1/2"	53	40/45	125/135	9	12/15	12/16	.09	
GPN-3	2"	50	40/45	150/175	9	14/18	10/14	.10	
GPN-3	2 1/2"	50	45/50	175/200	10	14/18	9/12	.11	
GPN-4	3"	45	45/50	210/250	12	16/20	8/11	.12	
GPN-5	4"	39	45/55	300/360	12	20/30	7/10	.15	
GPN-5	5"	39	50/55	300/360	12	20/30	6/9	.15	
GPN-6	6"	31	45/55	400/500	15	25/35	5/7	.17	
GPN-6	8"	31	55/65	450/500	15	25/35	4/6	.18	
GPN-8	12"	20	60/70	750/850	14	25/120	3/4	.41	

TECH TIP

When a piece is cut by an oxygen cutting process, a narrow width of metal is progressively removed. The width of the cut is called a Kerf. Kerf width is a result of the type of tip used, the tip size, the flow rate of oxygen and preheating gases and the speed of cutting.

USE WITH SERIES			APPLICATION
CUTTING ATTACHMENT	HAND CUTTING TORCHES	MACHINE CUTTING TORCHES	
CA250, CA350 3-780	EC72740	N/A	GENERAL PURPOSE CUTTING
 3-GPN [TWO PIECE]			

TIP SERIES	TWO PIECE CUTTING OXYGEN								
	CUT METAL THICKNESS	CUT OXY DRILL SIZE	PSIG	SCFH	FUEL GAS PSIG	SCFH	SPEED I.P.M.	KERF WIDTH	
3-GPN-00	1/4"	67	20/25	22/26	5	5/7	21/25	.05	
3-GPN-0	3/8"	60	25/30	45/55	5	8/10	20/24	.06	
3-GPN-0	1/2"	60	30/35	50/55	5	8/10	20/24	.06	
3-GPN-1	3/4"	56	30/35	70/80	6	10/12	15/20	.08	
3-GPN-2	1"	53	35/40	115/125	8	12/15	14/18	.09	
3-GPN-2	1 1/2"	53	40/45	125/135	9	12/15	12/16	.09	
3-GPN-3	2"	50	40/45	150/175	9	14/18	10/14	.10	
3-GPN-3	2 1/2"	50	45/50	175/200	10	14/18	9/12	.11	
3-GPN-4	3"	45	45/50	210/250	12	16/20	8/11	.12	

NOTE: TO ORDER TIP ON DISPLAY CARD, ADD (-D) TO PART NUMBER.

NATURAL GAS/PROPANE

USE WITH SERIES			APPLICATION
CUTTING ATTACHMENT	HAND CUTTING TORCHES	MACHINE CUTTING TORCHES	

TIP SERIES	CUT METAL		CUT OXY		CUTTING OXYGEN		FUEL GAS		SPEED I.P.M.	KERF WIDTH
	PART #	THICKNESS	DRILL SIZE	PSIG	SCFH	PSIG	SCFH			

N/A N/A 68 SERIES
HIGH SPEED MACHINE CUTTING TO 10"



MTHN [TWO PIECE]



MTHN-00	1/4"	N/A	85/98	68/75	5	12/65	20/30	.05
MTHN-00	3/8"	N/A	85/95	68/75	5	12/65	22/29	.05
MTHN-0	1/2"	N/A	85/95	110/120	5	12/65	20/28	.06
MTHN-0	3/4"	N/A	85/95	110/120	5	12/65	18/26	.06
MTHN-1	1"	N/A	85/95	145/160	6	12/65	17/24	.07
MTHN-1	1 1/2"	N/A	85/95	145/160	7	12/65	12/16	.07
MTHN-2	2"	N/A	85/95	230/250	9	12/65	12/15	.09
MTHN-2	2 1/2"	N/A	85/95	230/250	10	12/65	10/13	.09
MTHN-2	3"	N/A	85/95	230/250	10	12/65	9/12	.09
MTHN-3	4"	N/A	85/95	285/320	12	12/65	7/10	.11
MTHN-3	5"	N/A	85/95	285/320	13	12/65	6/8	.11
MTHN-3	6"	N/A	85/95	285/320	13	12/65	5/7	.11
MTHN-4	8"	N/A	85/95	390/450	14	12/65	4/6	.14
MTHN-5	10"	N/A	85/95	670/720	15	12/65	3/5	.18

USE WITH SERIES			APPLICATION
CUTTING ATTACHMENT	HAND CUTTING TORCHES	MACHINE CUTTING TORCHES	

TIP SERIES	CUT METAL		CUT OXY		CUTTING OXYGEN		FUEL GAS		SPEED I.P.M.	KERF WIDTH
	PART #	THICKNESS	DRILL SIZE	PSIG	SCFH	PSIG	SCFH			

780 830, 850 EC72780 68 SERIES
HEAVY PREHEAT SCRAP CUTTING



HPN [TWO PIECE]



BEVELING AND PIERCING

HPN-1	3/4"	56	30/35	70/80	6	22/110	15/20	.08
HPN-2	1"	53	35/40	115/125	6	22/110	14/18	.09
HPN-2	1 1/2"	53	40/45	125/135	8	22/110	12/16	.09
HPN-3	2"	50	40/45	150/175	8	22/110	10/14	.10
HPN-3	2 1/2"	50	45/50	175/240	9	22/110	9/12	.10
HPN-4	3"	45	45/50	210/250	9	22/110	8/11	.12
HPN-5	4"	39	45/55	300/360	9	22/110	7/10	.14
HPN-5	5"	39	50/55	330/360	10	22/110	6/9	.14
HPN-6	6"	31	45/55	400/500	10	22/110	5/7	.17
HPN-6	8"	31	55/65	450/500	12	22/110	4/6	.18
HPN-8	12"	20	60/70	750/850	14	25/120	3/4	.41
HPN-10	13"	13	45/55	1000/1200	16	25/120	2/4	N/A
HPN-12	14"	2	45/55	1150/1350	18	30/130	2/3	N/A

USE WITH SERIES			APPLICATION
CUTTING ATTACHMENT	HAND CUTTING TORCHES	MACHINE CUTTING TORCHES	

TIP SERIES	CUT METAL		CUT OXY		CUTTING OXYGEN		FUEL GAS		SPEED I.P.M.	KERF WIDTH
	PART #	THICKNESS	DRILL SIZE	PSIG	SCFH	PSIG	SCFH			

780 830, 850 EC72780 68 SERIES
GENERAL PURPOSE AND MACHINE CUTTING



1-200 [ONE PIECE]



SCRAP CUTTING

1-200-0	3/8"	60	25/30	45/55	5	8/10	20/24	.06
1-200-0	1/2"	60	30/35	50/55	5	8/10	18/22	.06
1-200-1	3/4"	56	30/35	70/80	6	10/12	15/20	.08
1-200-2	1"	53	35/40	115/125	8	12/15	14/18	.09
1-200-2	1 1/2"	53	40/45	125/135	9	12/15	12/16	.09
1-200-3	2"	50	40/45	150/175	9	14/18	10/14	.10
1-200-3	2 1/2"	50	45/50	175/200	10	14/18	9/12	.11
1-200-4	3"	45	45/50	210/250	12	16/20	8/11	.12
1-200-5	4"	39	45/55	300/360	12	20/30	7/10	.15
1-200-5	5"	39	50/55	300/360	12	20/30	6/9	.15

NOTE: TO ORDER TIP ON DISPLAY CARD, ADD (-D) TO PART NUMBER.



TIPS CUTTING

STYLE

NATURAL GAS/PROPANE

USE WITH SERIES			APPLICATION
CUTTING ATTACHMENT	HAND CUTTING TORCHES	MACHINE CUTTING TORCHES	

CA550 N/A N/A



5-200 [ONE PIECE]



GENERAL PURPOSE CUTTING

TIP SERIES PART #	CUT METAL THICKNESS	CUT OXY DRILL SIZE	ONE PIECE CUTTING OXYGEN		FUEL GAS		SPEED I.P.M.	KERF WIDTH
			PSIG	SCFH	PSIG	SCFH		

5-200-0	3/8"	60	25/30	45/55	5	8/10	20/24	.06
5-200-0	1/2"	60	30/35	50/55	5	8/10	18/22	.06
5-200-1	3/4"	56	30/35	70/80	6	10/12	15/20	.08
5-200-2	1"	53	35/40	115/125	8	12/15	14/18	.09
5-200-2	1 1/2"	53	40/45	125/135	9	12/15	12/16	.09

TECH TIP

For proper combustion during cutting, propane (C₃H₈) requires 4 to 4 1/2 times its volume of preheat oxygen.

USE WITH SERIES			APPLICATION
CUTTING ATTACHMENT	HAND CUTTING TORCHES	MACHINE CUTTING TORCHES	

780 830, 850 EC72780 68 SERIES



1-207 [ONE PIECE]

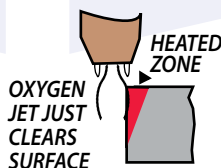


RIVET REMOVAL

TIP SERIES PART #	CUT METAL THICKNESS	CUT OXY DRILL SIZE	ONE PIECE CUTTING OXYGEN		FUEL GAS		SPEED I.P.M.	KERF WIDTH
			PSIG	SCFH	PSIG	SCFH		

1-207-4	3"	45	45/50	210/250	12	16/20	8/11	.12
---------	----	----	-------	---------	----	-------	------	-----

TECH TIP



To start a cut on an edge, place the preheat flames halfway over the edge, holding the end of the flame cones 1/8" above the surface of the material to be cut. When the top corner reaches a reddish yellow, the cutting oxygen valve is opened and the cutting process begins.

USE WITH SERIES			APPLICATION
CUTTING ATTACHMENT	HAND CUTTING TORCHES	MACHINE CUTTING TORCHES	

780 830, 850 EC72780 68 SERIES



1-212 [ONE PIECE]



BULKHEADS RIVET HEADS

MACHINE CUTTING

TIP SERIES PART #	CUT METAL THICKNESS	CUT OXY DRILL SIZE	ONE PIECE CUTTING OXYGEN		FUEL GAS		SPEED I.P.M.	KERF WIDTH
			PSIG	SCFH	PSIG	SCFH		

1-212-2	1"	53	35/40	115/125	8	12/15	14/18	.09
1-212-2	1 1/2"	53	40/45	125/135	9	12/15	12/16	.09

TECH TIP

Backfire is the momentary retrogression of the flame into the torch that is usually signaled by a popping sound. The flame may either extinguish or re-ignite at the end of the tip. Sustained backfire (flashback) is the retrogression of flame into the torch with continued burning inside the torch. This event can be identified by an initial popping sound followed by a squealing or hissing sound caused by continued burning inside the torch. When it occurs, the torch oxygen valve should be turned off immediately; then the fuel gas valve.

USE WITH SERIES			APPLICATION
CUTTING ATTACHMENT	HAND CUTTING TORCHES	MACHINE CUTTING TORCHES	

780 830, 850 EC72780 68 SERIES



1-234 [ONE PIECE]



SCRAPPING GOUGING

WELD REMOVAL

TIP SERIES PART #	CUT METAL THICKNESS	CUT OXY DRILL SIZE	ONE PIECE CUTTING OXYGEN		FUEL GAS		SPEED I.P.M.	KERF WIDTH
			PSIG	SCFH	PSIG	SCFH		

1-234-2	1"	53	35/40	115/125	8	12/15	14/18	.09
1-234-2	1 1/2"	53	40/45	125/135	9	12/15	12/16	.09

TECH TIP

Flashback is the return of the flame through the torch and into the hose and/or regulator and can potentially cause an explosion at any point in the system. It may also reach the cylinder. This event is caused by oxygen and fuel mixing in one side of the oxy-fuel system and subsequently being ignited at the tip and by reverse flow of one gas into the other side of the system. When it occurs, the torch oxygen valve should be turned off immediately; then the fuel gas valve.

NOTE: Minimum oxygen requirement: 90 P.S.I.G.

NOTE: TO ORDER TIP ON DISPLAY CARD, ADD (-D) TO PART NUMBER.

NATURAL GAS/PROPANE

USE WITH SERIES			APPLICATION
CUTTING ATTACHMENT	HAND CUTTING TORCHES	MACHINE CUTTING TORCHES	
780	830, 850 EC72780	68 SERIES	GOUGING WELD REMOVAL RIVET WASHING



1-218 [ONE PIECE]

TIP SERIES PART #	CUT METAL THICKNESS	CUT OXY DRILL SIZE	ONE PIECE CUTTING OXYGEN		FUEL GAS		SPEED I.P.M.	KERF WIDTH
			PSIG	SCFH	PSIG	SCFH		
1-218-4	3"	45	45/50	210/250	9	22/110	8/11	.12
1-218-6	6"	31	45/55	400/500	10	22/110	5/7	.17
1-218-6	8"	31	55/65	450/500	12	22/110	4/6	.18
1-218-8	12"	20	60/70	750/850	14	25/120	3/4	.41
1-218-10	13"	13	45/55	1000/1200	16	25/120	2/4	-

TECH TIP

Oxygen used for cutting should have a purity of 99.5% or higher. Lower purity reduces the efficiency of the cutting operation.



TECH TIP

For a plate thickness of 1/2" or more, the cutting tip should be held perpendicular to the plate. When cutting a thinner plate, the tip can be tilted in the direction of the cut.

Tilting increases the cutting speed and helps prevent slag from freezing across the kerf.

USE WITH SERIES			APPLICATION
CUTTING ATTACHMENT	HAND CUTTING TORCHES	MACHINE CUTTING TORCHES	
See Note	830, 850	N/A	MULTIFLAME HEATING AT MAXIMUM PRESSURE



(MFTN)
1-209N [ONE PIECE]



TIP SERIES PART #	SPECIALTY HEATING TIP TURNS CUTTING TORCH INTO	SPECIALTY HEATING ASSEMBLY	
		OXYGEN PSIG	FUEL GAS PSIG
1-209N-10	A MULTI FLAME HEATING TORCH	70/80	12/15
1-209N-12		70/80	12/15

NOTE: Not for use with cutting attachments

TECH TIP

Natural gas produces a lower flame temperature and lower heating efficiency. Specialty tips, designed to provide a heavy preheat flame, should be considered.

PROPYLENE

USE WITH SERIES			APPLICATION
CUTTING ATTACHMENT	HAND CUTTING TORCHES	MACHINE CUTTING TORCHES	
780	830, 850 EC72780	68 SERIES	SCRAP AND BEVEL CUTTING



HPP [TWO PIECE]

TIP SERIES PART #	CUT METAL THICKNESS	CUT OXY DRILL SIZE	TWO PIECE CUTTING OXYGEN		FUEL GAS		SPEED I.P.M.	KERF WIDTH
			PSIG	SCFH	PSIG	SCFH		
HPP-1	3/4"	56	30/35	70/80	6	22/110	15/20	.08
HPP-2	1"	53	35/40	115/125	6	22/110	14/18	.09
HPP-2	1 1/2"	53	40/45	125/135	8	22/110	12/16	.09
HPP-3	2"	50	40/45	150/175	8	22/110	10/14	.10
HPP-3	2 1/2"	50	45/50	175/240	9	22/110	9/12	.10
HPP-4	3"	45	45/50	210/250	9	22/110	8/11	.12
HPP-5	4"	39	45/55	300/360	9	22/110	7/10	.14
HPP-5	5"	39	50/55	330/360	10	22/110	6/9	.14

NOTE: TO ORDER TIP ON DISPLAY CARD, ADD (-D) TO PART NUMBER.




TIPS CUTTING




MAP//Pro™ PROPYLENE

USE WITH SERIES			APPLICATION
CUTTING ATTACHMENT	HAND CUTTING TORCHES	MACHINE CUTTING TORCHES	
780	830, 850 EC72780	68 SERIES	GENERAL PURPOSE AND MACHINE CUTTING




**GPP
[TWO PIECE]**




TIP SERIES		TWO PIECE CUTTING OXYGEN								
PART #	CUT METAL THICKNESS	CUT OXY DRILL SIZE	PSIG		SCFH		FUEL GAS		SPEED I.P.M.	KERF WIDTH
GPP-000	1/8"	71	20/25	12/15	5	5/6	24/28	.04		
GPP-00	1/4"	67	20/25	22/26	5	5/7	21/25	.05		
GPP-0	3/8"	60	25/30	45/55	5	8/10	20/24	.06		
GPP-0	1/2"	60	30/35	50/55	5	8/10	20/24	.06		
GPP-1	3/4"	56	30/35	70/80	6	10/12	15/20	.08		
GPP-2	1"	53	35/40	115/125	8	12/15	14/18	.09		
GPP-2	1 1/2"	53	40/45	125/135	9	12/15	12/16	.09		
GPP-3	2"	50	40/45	150/175	9	14/18	10/14	.10		
GPP-3	2 1/2"	50	45/50	175/200	10	14/18	9/12	.11		
GPP-4	3"	45	45/50	210/250	12	16/20	8/11	.12		
GPP-5	4"	39	45/55	300/360	12	20/30	7/10	.15		
GPP-5	5"	39	50/55	300/360	12	20/30	6/9	.15		
GPP-6	6"	31	45/55	400/500	15	25/35	5/7	.17		
GPP-6	8"	31	55/65	450/500	15	25/35	4/6	.18		
GPP-8	12"	20	60/70	750/850	14	25/120	3/4	.41		

USE WITH SERIES			APPLICATION
CUTTING ATTACHMENT	HAND CUTTING TORCHES	MACHINE CUTTING TORCHES	
CA250 CA350 3-780	830, 850 EC72780	N/A	GENERAL PURPOSE AND MACHINE CUTTING




**3-GPP
[TWO PIECE]**




TIP SERIES		TWO PIECE CUTTING OXYGEN								
PART #	CUT METAL THICKNESS	CUT OXY DRILL SIZE	PSIG		SCFH		FUEL GAS		SPEED I.P.M.	KERF WIDTH
3-GPP-00	1/4"	67	20/25	22/26	5	5/7	21/25	.05		
3-GPP-0	3/8"	60	25/30	45/55	5	8/10	20/24	.06		
3-GPP-0	1/2"	60	30/35	50/55	5	8/10	20/24	.06		
3-GPP-1	3/4"	56	30/35	70/80	6	10/12	15/20	.08		
3-GPP-2	1"	53	35/40	115/125	8	12/15	14/18	.09		
3-GPP-2	1 1/2"	53	40/45	125/135	9	12/15	12/16	.09		
3-GPP-3	2"	50	40/45	150/175	9	14/18	10/14	.10		
3-GPP-3	2 1/2"	50	45/50	175/200	10	14/18	9/12	.11		
3-GPP-4	3"	45	45/50	210/250	12	16/20	8/11	.12		

USE WITH SERIES			APPLICATION
CUTTING ATTACHMENT	HAND CUTTING TORCHES	MACHINE CUTTING TORCHES	
780	830, 850 EC72780	68 SERIES	GENERAL PURPOSE AND MACHINE CUTTING



**MTHP
[TWO PIECE]**



TIP SERIES		TWO PIECE CUTTING OXYGEN								
PART #	CUT METAL THICKNESS	CUT OXY DRILL SIZE	PSIG		SCFH		FUEL GAS		SPEED I.P.M.	KERF WIDTH
MTHP-00	1/4"	N/A	85/95	68/75	5	12/65	20/30	.05		
MTHP-00	3/8"	N/A	85/95	68/75	5	12/65	22/29	.05		
MTHP-0	1/2"	N/A	85/95	110/120	5	12/65	20/28	.06		
MTHP-0	3/4"	N/A	85/95	110/120	5	12/65	18/26	.06		
MTHP-1	1"	N/A	85/95	145/160	6	12/65	17/24	.07		
MTHP-1	1 1/2"	N/A	85/95	145/160	7	12/65	12/16	.07		
MTHP-2	2"	N/A	85/95	230/250	9	12/65	12/15	.09		
MTHP-2	2 1/2"	N/A	85/95	230/250	10	12/65	10/13	.09		
MTHP-2	3"	N/A	85/95	230/250	10	12/65	9/12	.09		
MTHP-3	4"	N/A	85/95	285/320	12	12/65	7/10	.11		
MTHP-3	5"	N/A	85/95	285/320	13	12/65	6/8	.11		
MTHP-3	6"	N/A	85/95	285/320	13	12/65	5/7	.11		
MTHP-4	8"	N/A	85/95	390/450	14	12/65	4/6	.14		
MTHP-5	10"	N/A	85/95	670/720	15	12/65	3/5	.18		

NOTE: TO ORDER TIP ON DISPLAY CARD, ADD (-D) TO PART NUMBER.

MAP//Pro™/PROPYLENE

USE WITH SERIES			APPLICATION
CUTTING ATTACHMENT	HAND CUTTING TORCHES	MACHINE CUTTING TORCHES	
CA550	N/A	N/A	GENERAL PURPOSE CUTTING



5-200M [ONE PIECE]




TIP SERIES	PART #	CUT METAL THICKNESS	CUT OXY DRILL SIZE	ONE PIECE CUTTING OXYGEN		FUEL GAS		SPEED I.P.M.	KERF WIDTH
				PSIG	SCFH	PSIG	SCFH		
5-200M-0		3/8"	60	25/30	45/55	5	8/10	20/24	.06
5-200M-0		1/2"	60	30/35	50/55	5	8/10	18/22	.06
5-200M-1		3/4"	56	30/35	70/80	6	10/12	15/20	.08
5-200M-2		1"	53	35/40	115/125	8	12/15	14/18	.09
5-200M-2		1 1/2"	53	40/45	125/135	9	12/15	12/16	.09


TECH TIP One volume of propylene requires 3.6 volumes of torch supplied oxygen for maximum flame temperature.

LIQUID AIR® FUEL GAS/MAP//Pro™/PROPYLENE

USE WITH SERIES			APPLICATION
CUTTING ATTACHMENT	HAND CUTTING TORCHES	MACHINE CUTTING TORCHES	
780	830, 850 EC72780	68 SERIES	GENERAL PURPOSE MACHINE CUTTING



GPM [TWO PIECE]




TIP SERIES	PART #	CUT METAL THICKNESS	CUT OXY DRILL SIZE	TWO PIECE CUTTING OXYGEN		FUEL GAS		SPEED I.P.M.	KERF WIDTH
				PSIG	SCFH	PSIG	SCFH		
GPM-000		1/8"	71	20/25	12/15	5	5/6	24/28	.04
GPM-00		1/4"	67	20/25	22/26	5	5/7	21/25	.05
GPM-0		3/8"	60	25/30	45/55	5	8/10	20/24	.06
GPM-0		1/2"	60	30/35	50/55	5	8/10	20/24	.06
GPM-1		3/4"	56	30/35	70/80	6	10/12	15/20	.08
GPM-2		1"	53	35/40	115/125	8	12/15	14/18	.09
GPM-2		1 1/2"	53	40/45	125/135	9	12/15	12/16	.09
GPM-3		2"	50	40/45	150/175	9	14/18	10/14	.10
GPM-3		2 1/2"	50	45/50	175/200	10	14/18	9/12	.11
GPM-4		3"	45	45/50	210/250	12	16/20	8/11	.12
GPM-5		4"	39	45/55	300/360	12	20/30	7/10	.15
GPM-5		5"	39	50/55	300/360	12	20/30	6/9	.15
GPM-6		6"	31	45/55	400/500	15	25/35	5/7	.17
GPM-6		8"	31	55/65	450/500	15	25/35	4/6	.18
GPM-8		12"	20	60/70	750/850	14	25/120	3/4	.41


TECH TIP

The advantages of oxyfuel gas cutting include: Equipment is very portable and can be used in the field. Cutting direction can be changed rapidly on a small radius during operation. Large plates can be cut rapidly in place by moving the torch rather than the plate. Equipment costs are lower than machine tools.

USE WITH SERIES			APPLICATION
CUTTING ATTACHMENT	HAND CUTTING TORCHES	MACHINE CUTTING TORCHES	
CA250, CA350 3-780	EC72740	N/A	GENERAL PURPOSE CUTTING



3-GPM [TWO PIECE]



TIP SERIES	PART #	CUT METAL THICKNESS	CUT OXY DRILL SIZE	TWO PIECE CUTTING OXYGEN		FUEL GAS		SPEED I.P.M.	KERF WIDTH
				PSIG	SCFH	PSIG	SCFH		
3-GPM-00		1/4"	67	20/25	22/26	5	5/7	21/25	.05
3-GPM-0		3/8"	60	25/30	45/55	5	8/10	20/24	.06
3-GPM-0		1/2"	60	30/35	50/55	5	8/10	20/24	.06
3-GPM-1		3/4"	56	30/35	70/80	6	10/12	15/20	.08
3-GPM-2		1"	53	35/40	115/125	8	12/15	14/18	.09
3-GPM-2		1 1/2"	53	40/45	125/135	9	12/15	12/16	.09

TECH TIP Safety first: Shade #5 tinted goggles, heavy duty welding/cutting gloves and protective clothing should always be used.

NOTE: TO ORDER TIP ON DISPLAY CARD, ADD (-D) TO PART NUMBER.



TIPS CUTTING

STYLE

LIQUID AIR® FUEL GAS/MAP/Pro™/PROPYLENE

USE WITH SERIES			APPLICATION
CUTTING ATTACHMENT	HAND CUTTING TORCHES	MACHINE CUTTING TORCHES	
N/A	N/A	68 SERIES	HIGH SPEED MACHINE CUTS TO 10"



MTHM [TWO PIECE]




TIP SERIES PART #	CUT METAL THICKNESS	CUT OXY DRILL SIZE	CUTTING OXYGEN		FUEL GAS		SPEED I.P.M.	KERF WIDTH
			PSIG	SCFH	PSIG	SCFH		
MTHM-00	1/4"	N/A	85/98	68/75	5	12/65	20/30	.05
MTHM-00	3/8"	N/A	85/95	68/75	5	12/65	22/29	.05
MTHM-0	1/2"	N/A	85/95	110/120	5	12/65	20/28	.06
MTHM-0	3/4"	N/A	85/95	110/120	5	12/65	18/26	.06
MTHM-1	1"	N/A	85/95	145/160	6	12/65	17/24	.07
MTHM-1	1 1/2"	N/A	85/95	145/160	7	12/65	12/16	.07
MTHM-2	2"	N/A	85/95	230/250	9	12/65	12/15	.09
MTHM-2	2 1/2"	N/A	85/95	230/250	10	12/65	10/13	.09
MTHM-2	3"	N/A	85/95	230/250	10	12/65	9/12	.09
MTHM-3	4"	N/A	85/95	285/320	12	12/65	7/10	.11
MTHM-3	5"	N/A	85/95	285/320	13	12/65	6/8	.11
MTHM-3	6"	N/A	85/95	285/320	13	12/65	5/7	.11
MTHM-4	8"	N/A	85/95	390/450	14	12/65	4/6	.14
MTHM-5	10"	N/A	85/95	670/720	15	12/65	3/5	.18

USE WITH SERIES			APPLICATION
CUTTING ATTACHMENT	HAND CUTTING TORCHES	MACHINE CUTTING TORCHES	
780	830, 850 EC72780	68 SERIES	SCRAP CUTTING BEVELING PIERCING



HPM [TWO PIECE]



TIP SERIES PART #	CUT METAL THICKNESS	CUT OXY DRILL SIZE	CUTTING OXYGEN		FUEL GAS		SPEED I.P.M.	KERF WIDTH
			PSIG	SCFH	PSIG	SCFH		
HPM-4	3"	45	45/50	210/250	9	22/110	8/11	.12
HPM-6	6"	31	45/55	400/500	10	22/110	5/7	.17
HPM-6	8"	31	55/65	450/500	12	22/110	4/6	.18
HPM-8	12"	20	60/70	750/850	14	25/120	3/4	.41

TECH TIP

It is often necessary to begin a cut at some point other than on the edge of a piece of metal. This technique is known as **piercing**. Piercing requires a larger preheat flame than the one used for an edge start. The tip should be angled and lifted up as the cutting oxygen valve is opened. The torch is held stationary until the cutting jet pierces through the plate.

USE WITH SERIES			APPLICATION
CUTTING ATTACHMENT	HAND CUTTING TORCHES	MACHINE CUTTING TORCHES	
780	830, 850 EC72780	68 SERIES	GENERAL PURPOSE CUTTING



1-303MP [ONE PIECE]




TIP SERIES PART #	CUT METAL THICKNESS	CUT OXY DRILL SIZE	CUTTING OXYGEN		FUEL GAS		SPEED I.P.M.	KERF WIDTH
			PSIG	SCFH	PSIG	SCFH		
1-303MP-00	1/4"	67	20/25	22/26	5	5/7	21/25	.05
1-303MP-0	3/8"	60	25/30	45/55	5	8/10	20/24	.06
1-303MP-0	1/2"	60	30/35	50/55	5	8/10	20/24	.06
1-303MP-1	3/4"	56	30/35	70/80	6	10/12	15/20	.08
1-303MP-2	1"	53	35/40	115/125	8	12/15	14/18	.09
1-303MP-2	1 1/2"	53	40/45	125/135	9	12/15	12/16	.09
1-303MP-3	2"	50	40/45	150/175	9	14/18	10/14	.10
1-303MP-3	2 1/2"	50	45/50	175/200	10	14/18	9/12	.11
1-303MP-4	3"	45	45/50	210/250	12	16/20	8/11	.12
1-303MP-5	4"	39	45/55	300/360	12	20/30	7/10	.15
1-303MP-5	5"	39	50/55	300/360	12	20/30	6/9	.15
1-303MP-6	6"	31	45/55	400/500	15	25/35	5/7	.17
1-303MP-6	8"	31	55/65	450/500	15	25/35	4/6	.18

NOTE: TO ORDER TIP ON DISPLAY CARD, ADD (-D) TO PART NUMBER.

LIQUID AIR® FUEL GAS/MAP/Pro™/PROPYLENE

USE WITH SERIES			APPLICATION
CUTTING ATTACHMENT	HAND CUTTING TORCHES	MACHINE CUTTING TORCHES	
780	830, 850 EC72780	N/A	CUTTING CLOSE TO BULKHEADS RIVET HEADS



1-312MP [ONE PIECE]


TIP SERIES	ONE PIECE CUTTING							
PART #	CUT METAL THICKNESS	CUT OXY DRILL SIZE	OXYGEN		FUEL GAS		SPEED I.P.M.	KERF WIDTH
			PSIG	SCFH	PSIG	SCFH		
1-312MP-2	1"	53	35/40	115/125	8	12/15	14/18	.09
1-312MP-2	1 1/2"	53	40/45	125/135	9	12/15	12/16	.09

TECH TIP



The most widely accepted manner to light the torch is to open the fuel gas valve slightly and light the gas with a spark lighter. Adjust the gas until a stable flame is maintained at the end of the tip. Open the oxygen preheat valve slowly and increase the flow until the desired flame is achieved.

USE WITH SERIES			APPLICATION
CUTTING ATTACHMENT	HAND CUTTING TORCHES	MACHINE CUTTING TORCHES	
780	830, 850 EC72780	68 SERIES	GOUGING SCARFING RIVET CUTTING




1-318MP [ONE PIECE]

TIP SERIES	ONE PIECE CUTTING							
PART #	CUT METAL THICKNESS	CUT OXY DRILL SIZE	OXYGEN		FUEL GAS		SPEED I.P.M.	KERF WIDTH
			PSIG	SCFH	PSIG	SCFH		
1-318MP-4	3"	45	45/50	210/250	12	16/20	8/11	.12
1-318MP-6	6"	31	45/55	400/500	15	25/35	5/7	.17
1-318MP-8	8"	N/A	N/A	N/A	N/A	N/A	N/A	N/A

TECH TIP

Propane is used regularly for oxygen cutting in a number of plants because of its availability and its much higher total heat value (MJ/m³) than natural gas. For proper combustion during cutting, propane requires 4 to 4 1/2 times its volume of preheat oxygen. This requirement is offset somewhat by its higher heat value. It is stored in liquid form and easily transported to the work site.

USE WITH SERIES			APPLICATION
CUTTING ATTACHMENT	HAND CUTTING TORCHES	MACHINE CUTTING TORCHES	
CA250, CA350 3-780	EC72740	N/A	GOUGING SCARFING RIVET CUTTING



3-318MP [ONE PIECE]

TIP SERIES	ONE PIECE CUTTING							
PART #	CUT METAL THICKNESS	CUT OXY DRILL SIZE	OXYGEN		FUEL GAS		SPEED I.P.M.	KERF WIDTH
			PSIG	SCFH	PSIG	SCFH		
3-318MP-2	1"	53	35/40	115/125	8	12/15	14/18	.09
3-318MP-2	1 1/2"	53	40/45	125/135	9	12/15	12/16	.09
3-318MP-4	3"	45	45/50	210/250	12	16/20	8/11	.12

TECH TIP

A backfire is the momentary retrogression of the flame into the torch tip followed by immediate reappearance or complete extinguishing of the flame. If this condition continues, the torch or the tips, or both, should be removed from service for cleaning or possible repair.


NOTE: TO ORDER TIP ON DISPLAY CARD, ADD (-D) TO PART NUMBER.





TIPS WELDING/HEATING

STYLE

OXYACETYLENE/HYDROGEN/MAP//Pro™/PROPANE/NAT. GAS

TIP SERIES	COMPLETE ASSEMBLY PART#	TIP END ONLY	MIXER ONLY	ELBOW TO MIXER THREAD SPEC	WELD METAL THICKNESS	OXYGEN (PSIG)	ACETYLENE FUEL GAS (PSIG)	ACETYLENE FUEL GAS (SCFH)	USE WITH WELDING HANDLE #
APPLICATION WELDING HEATING BRAZING SOLDERING 	(RTE)	TYPE1-00	TYPE1TE-00	N/A	5/16"-27(M,F)	1/64"- 3/64"	5	5	2.5
	TYPE1-0	TYPE1TE-0	N/A	5/16"-27(M,F)	1/32"- 5/64"	5	5	4	WH360 WH360L 72L9 72L11
	TYPE1-1	TYPE1TE-1	N/A	5/16"-27(M,F)	3/64"-3/32"	5	5	6	
	TYPE1-2	TYPE1TE-2	N/A	5/16"-27(M,F)	1/16"- 1/8"	5	5	10	
	TYPE1-3	TYPE1TE-3	N/A	3/8"-27(M,F)	1/8"- 3/16"	7	6	18	
	TYPE1-4	TYPE1TE-4	N/A	3/8"-27(M,F)	3/16"- 1/4"	10	7	28	
	TYPE1-5	TYPE1TE-5	N/A	7/16"-27(M,F)	1/4"- 1/2"	12	8	40	
	TYPE1-6	TYPE1TE-6	N/A	7/16"-27(M,F)	1/2"- 3/4"	14	9	52	

TIP SERIES	COMPLETE ASSEMBLY PART#	ELBOW ONLY	MIXER ONLY	ELBOW TO MIXER THREAD SPEC	WELD METAL THICKNESS	OXYGEN (PSIG)	ACETYLENE FUEL GAS (PSIG)	ACETYLENE FUEL GAS (SCFH)	USE WITH WELDING HANDLE #
APPLICATION WELDING HEATING BRAZING SOLDERING 	(W)	TYPE4-000	TYPE4E-000	UM4-0	5/16"-27(M,F)	UP TO 1/32"	5	5	1.5
	TYPE4-00	TYPE4E-00	UM4-0	5/16"-27(M,F)	1/64"- 3/64"	5	5	2.5	WH360 WH360L 72L9 72L11
	TYPE4-0	TYPE4E-0	UM4-0	5/16"-27(M,F)	1/32"- 5/64"	5	5	4	
	TYPE4-1	TYPE4E-1	UM4-1	5/16"-27(M,F)	3/64"-3/32"	5	5	6	
	TYPE4-2	TYPE4E-2	UM4-1	5/16"-27(M,F)	1/16"- 1/8"	5	5	10	
	TYPE4-3	TYPE4E-3	UM4-3	3/8"-27(M,F)	1/8"- 3/16"	7	6	18	
	TYPE4-4	TYPE4E-4	UM4-4	3/8"-27(M,F)	3/16"- 1/4"	10	7	28	
	TYPE4-5	TYPE4E-5	UM4-5	7/16"-20(M,F)	1/4"- 1/2"	12	8	40	
	TYPE4-6	TYPE4E-6	UM4-5	7/16"-20(M,F)	1/2"- 3/4"	14	9	52	
	TYPE4-7	TYPE4E-7	UM4-7	7/16"-20(M,F)	3/4"- 13/4"	16	10	66	
TYPE4-8	TYPE4E-8	UM4-7	7/16"-20(M,F)	1 1/2"-2	19	12	82		

TIP SERIES	COMPLETE ASSEMBLY PART#	ELBOW ONLY	MIXER ONLY	ELBOW TO MIXER THREAD SPEC	WELD METAL THICKNESS	OXYGEN (PSIG)	ACETYLENE FUEL GAS (PSIG)	ACETYLENE FUEL GAS (SCFH)	USE WITH WELDING HANDLE #
APPLICATION WELDING HEATING BRAZING SOLDERING 	(W-1)	TYPE13-000	TYPE13E-000	UM13-0	5/16"-27(M,F)	UP TO 1/32"	5	5	1.5
	TYPE13-00	TYPE13E-00	UM13-0	5/16"-27(M,F)	1/64"- 3/64"	5	5	2.5	WH350
	TYPE13-0	TYPE13E-0	UM13-0	5/16"-27(M,F)	1/32"- 5/64"	5	5	4	
	TYPE13-1	TYPE13E-1	UM13-1	5/16"-27(M,F)	3/64"-3/32"	5	5	6	
	TYPE13-2	TYPE13E-2	UM13-2	5/16"-27(M,F)	1/16"- 1/8"	5	5	10	
	TYPE13-3	TYPE13E-3	UM13-3	5/16"-27(M,F)	1/8"- 3/16"	7	6	18	
	TYPE13-4	TYPE13E-4	UM13-4	5/16"-27(M,F)	3/16"- 1/4"	10	7	28	
	TYPE13-5	TYPE13E-5	UM13-5	3/8"-24(M,F)	1/4"- 1/2"	12	8	40	
	TYPE13-6	TYPE13E-6	UM13-5	3/8"-24(M,F)	1/2"- 3/4"	14	9	52	
	TYPE13-7	TYPE13E-7	UM13-5	3/8"-24(M,F)	3/4"- 13/4"	16	10	66	

▽ Carefully read and understand operating instructions before using welding/heating tips.

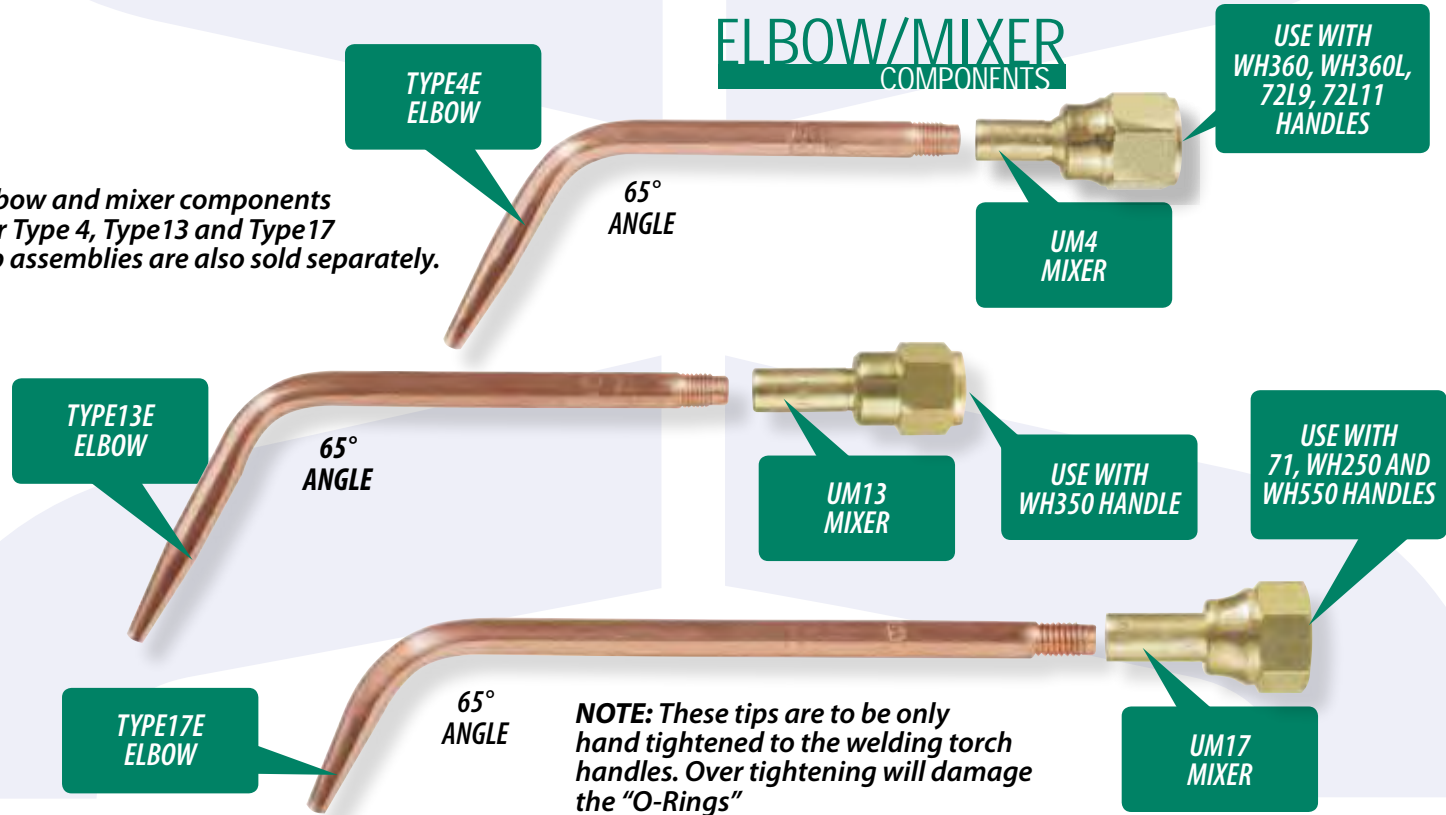
OXYACETYLENE/HYDROGEN/MAP//Pro™/PROPANE/NAT. GAS

TIP SERIES	COMPLETE ASSEMBLY PART#	ELBOW ONLY	MIXER ONLY	ELBOW TO MIXER THREAD SPEC	WELD METAL THICKNESS	OXYGEN (PSIG)	ACETYLENE FUEL GAS (PSIG)	ACETYLENE FUEL GAS (SCFH)	USE WITH WELDING HANDLE #
APPLICATION WELDING HEATING BRAZING SOLDERING 17	TYPE17-000	TYPE17E-000	UM17-000	1/4"-27(M,F)	UP TO 1/32"	5	5	1.5	71 WH250 WH550 *WH350
	TYPE17-00	TYPE17E-00	UM17-000	1/4"-27(M,F)	1/64"- 3/64"	5	5	2.5	
	TYPE17-0	TYPE17E-0	UM17-0	1/4"-27(M,F)	1/32"- 5/64"	5	5	4	
	TYPE17-1	TYPE17E-1	UM17-2	1/4"-27(M,F)	3/64"- 3/32"	5	5	6	
	TYPE17-2	TYPE17E-2	UM17-2	1/4"-27(M,F)	1/16"- 1/8"	5	5	10	
	TYPE17-3	TYPE17E-3	UM17-3	1/4"-27(M,F)	1/8"- 3/16"	7	6	18	
	TYPE17-4	TYPE17E-4	UM17-4	1/4"-27(M,F)	3/16"- 1/4"	10	7	28	
	TYPE17-5	TYPE17E-5	UM17-5	5/16"-27(M,F)	1/4"-1/2"	12	8	40	
	TYPE17-6	TYPE17E-6	UM17-5	5/16"-27(M,F)	1/2"- 3/4"	14	9	52	
TYPE17-7	TYPE17E-7	UM17-5	5/16"-27(M,F)	3/4"- 1 1/4"	16	10	66		



Elbow and mixer components for Type 4, Type 13 and Type 17 tip assemblies are also sold separately.

ELBOW/MIXER COMPONENTS



NOTE: These tips are to be only hand tightened to the welding torch handles. Over tightening will damage the "O-Rings"

TECH TIP

Uniweld welding/heating tips are available in a variety of sizes, shapes and constructions. There are two methods of combining tips and mixers. 1. A special tip elbow may be used for each size of mixer or... 2. One or more mixers can cover the entire range of tip sizes. In the latter method, the tip elbow unscrews from its mixer; each size of mixer has a particular thread size to prevent improper coupling of a tip elbow and mixer. Remember: Tips should be periodically cleaned after use with Uniweld tip savers. Tip elbow and mixer threads and all sealing surfaces must be kept clean. A poor seal can result in leaks and a backfire or flashback may result.

*Type 17 tips can be attached to a WH350 welding handle using an F15 Adaptor [See pg. 28]



TIPS BRAZING/HEATING

STYLE

OXYACETYLENE


TIP SERIES	COMPLETE ASSEMBLY PART#	ELBOW ONLY	MIXER ONLY	ELBOW TO MIXER THREAD SPEC	WELD METAL THICKNESS	OXYGEN (PSIG)	ACETYLENE (PSIG)	ACETYLENE (SCFH)	USE WITH WELDING HANDLE #
------------	-------------------------	------------	------------	----------------------------	----------------------	---------------	------------------	------------------	---------------------------

FLEXIBLE TIPS


APPLICATION
HEATING
BRAZING
SOLDERING

17
13


TYPE17-9	TYPE17E-9	UM17-5	5/16"-27(M,F)	1/32"-5/64"	5	5	4	71 WH250 WH550
----------	-----------	--------	---------------	-------------	---	---	---	----------------------



TYPE13-8VM	TYPE13E-8	UM17-5	5/16"-27(M,F)	N/A	10-20	8-12	15-30	71 WH250 WH550
------------	-----------	--------	---------------	-----	-------	------	-------	----------------------



TYPE13-4	TYPE13E-8	UM13-4	5/16"-27(M,F)	N/A	10-20	8-12	15-30	*WH350
----------	-----------	--------	---------------	-----	-------	------	-------	--------



TIP SERIES	ACETYLENE CONSUMPTION SCFH	OXYGEN PRESSURE (PSIG)	ACETYLENE PRESSURE (PSIG)	OVERALL LENGTH	REPLACEMENT MIXER AND NUT	BRAZING COPPER TUBING	USE WITH WELDING HANDLE #
------------	----------------------------	------------------------	---------------------------	----------------	---------------------------	-----------------------	---------------------------

REMOVE
HEAT PUMP
REVERSING VALVES

17

TUNING FORK TIP™



The Tuning Fork™ Tip lets you heat up all the fittings of a heat pump reversing valve at once and remove and install the valve without altering the original copper tube and fittings.

U.S. Pat. No. 6,471,114

TYPE17TFT	5-10	10	7	8"	UM17-5	7/8"	71, WH250 WH550
-----------	------	----	---	----	--------	------	--------------------

TIP SERIES	ACETYLENE CONSUMPTION SCFH	OXYGEN PRESSURE (PSIG)	ACETYLENE PRESSURE (PSIG)	OVERALL LENGTH	WELDING METAL THICKNESS	BRAZING COPPER TUBING	USE WITH WELDING HANDLE #
------------	----------------------------	------------------------	---------------------------	----------------	-------------------------	-----------------------	---------------------------

APPLICATION
WELDING
HEATING
BRAZING
SOLDERING

MT

MICRO 6000® TIPS

High performance oxyacetylene brazing tips that provide precise concentrated heat up to 6000°F.


MTW-1	2-3	5	5	3"	3/64"	1/2"	71 WH250 WH550
MTW-2	2-4	5	5	3"	5/64"	1"	
MTT	4-6	5	5	4"	N/A	1"	
MTR	4-8	5	5	4"	N/A	1 1/2"	



MTT
TWIN TIP



MTW
WELD TIP



MTR
ROSEBUD
TIP

*Type17 tips can be attached to a WH350 welding handle using an F15 Adaptor [See pg. 28]

TIP SERIES	ACETYLENE CONSUMPTION SCFH	OXYGEN PRESSURE (PSIG)	ACETYLENE/FUEL PRESSURE (PSIG)	OVERALL LENGTH	BRAZING COPPER TUBING	USE WITH WELDING HANDLE #
------------	----------------------------	------------------------	--------------------------------	----------------	-----------------------	---------------------------

APPLICATION
BRAZING
HEATING

MTF

CAP'N HOOK® High performance OXYACETYLENE brazing tips that provide precise concentrated heat up to 6000°F.

MTF-5	4-6	8	5	5 1/2"	1"	71 WH250 WH550
MTF-9	5-9	10	7	8 1/2"	2"	
MTF-17	8-14	18	17	11"	3"	

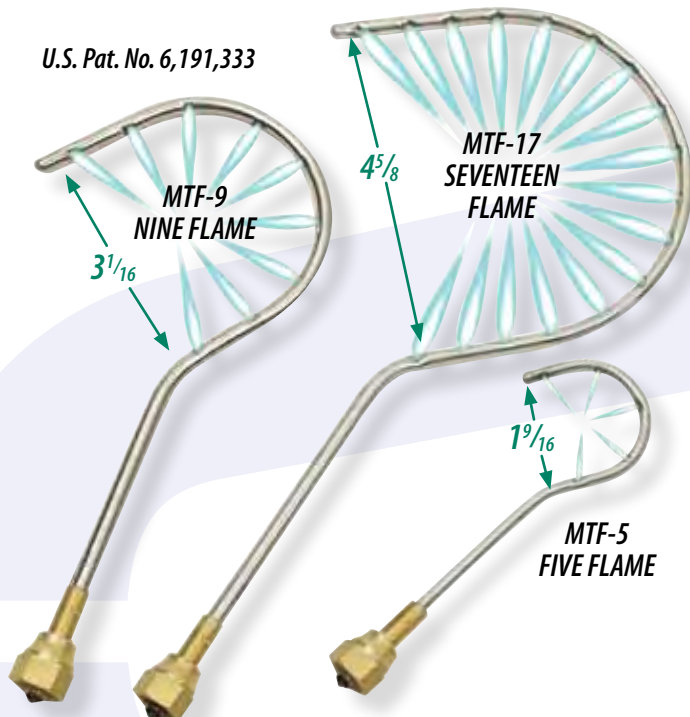
MAPP®/PROPANE CONSUMPTION SCFH	OXYGEN PRESSURE (PSIG)	MAPP®/PROPANE PRESSURE (PSIG)	OVERALL LENGTH	BRAZING COPPER TUBING	USE WITH WELDING HANDLE #
--------------------------------	------------------------	-------------------------------	----------------	-----------------------	---------------------------

CAP'N HOOK® High performance MAP//Pro® or PROPANE/OXYGEN brazing tips that provide precise concentrated heat up to 6000°F.

MTFM-5	2.6	10	5	5 1/2"	1"	71 WH250 WH550
MTFM-9	3.1	15	7	8 1/2"	2"	
MTFM-17	5.6	20	10	11"	3"	



U.S. Pat. No. 6,191,333



The patented Uniweld Cap'n Hook® high performance tip transfers high heat directly onto your work area and away from nearby sensitive areas. Stainless steel construction provides a stable flame time after time while holding its shape. Cap'n Hook® tips provide rapid, even heat distribution for excellent brazing and flow of alloy.



UNIWELD F15 ADAPTOR



The new! Uniweld F15 Adaptor lets you attach the popular Cap'n Hook® Tip to a WH350 V-Style welding handle. This handy weld/braze accessory allows you to easily adapt your toolbox full of Type17, Cap'n Hook, Type28 and Tuning Fork™ tips to fit on the larger WH350 V-style welding handle. It is machined out of solid brass and will stand up to years of on-the-job use.



NOTE: All tips attached to WH350 handle with F15 adaptor must only be hand tightened.



TIPS BRAZING/HEATING

STYLE

OXYACETYLENE/HYDROGEN/MAP//Pro™/PROPANE/NAT. GAS


TIP SERIES	COMPLETE ASSEMBLY PART#	ELBOW ONLY	MIXER ONLY	ELBOW TO MIXER THREAD SPEC	OXYGEN (PSIG)	ACETYLENE FUEL GAS (PSIG)	ACETYLENE FUEL GAS (SCFH)	USE WITH WELDING HANDLE#
------------	-------------------------	------------	------------	----------------------------	---------------	---------------------------	---------------------------	--------------------------

APPLICATION
HEATING
BRAZING
SOLDERING

(UN-J)
17

HEATING TIPS: COMPLETE with Tip End

TYPE17-15	N/A	N/A	1/4"-27(M,F)	10-20	8-12	15-30	
TYPE17-30	N/A	N/A	1/4"-27(M,F)	10-20	8-12	15-30	



INDUSTRY TERM: ROSEBUD

71
WH250
WH550
*WH350

TIP SERIES	COMPLETE ASSEMBLY PART#	TIP END ONLY	MIXER ONLY	ELBOW TO MIXER THREAD SPEC	OXYGEN (PSIG)	ACETYLENE FUEL GAS (PSIG)	ACETYLENE FUEL GAS (SCFH)	USE WITH WELDING HANDLE#
------------	-------------------------	--------------	------------	----------------------------	---------------	---------------------------	---------------------------	--------------------------

APPLICATION

(MFA-J)
28

HEATING TIPS: COMPLETE with Tip End


TYPE28-2	TYPE28TE-2	N/A	5/16"-27(M,F)	5-8	5-7	3-9	
TYPE28-4	TYPE28TE-4	N/A	5/16"-27(M,F)	8-12	5-7	7-20	
TYPE28-6	TYPE28TE-6	N/A	5/16"-27(M,F)	10-15	8-12	14-40	
TYPE28-8	TYPE28TE-8	N/A	5/16"-27(M,F)	20-30	10-15	30-80	

PRE-HEATING
STRAIGHTENING



INDUSTRY TERM: ROSEBUD

28 Tip End



71
WH250
WH550
*WH350

TIP SERIES	COMPLETE ASSEMBLY PART#	TIP END ONLY	MIXER ONLY	ELBOW TO MIXER THREAD SPEC	OXYGEN (PSIG)	ACETYLENE FUEL GAS (PSIG)	ACETYLENE FUEL GAS (SCFH)	USE WITH WELDING HANDLE#
------------	-------------------------	--------------	------------	----------------------------	---------------	---------------------------	---------------------------	--------------------------

APPLICATION

(MFA-1)
29

HEATING TIPS: COMPLETE with Tip End

TYPE29-2	TYPE28TE-2	N/A	5/16"-27(M,F)	5-8	5-7	3-9	
TYPE29-4	TYPE28TE-4	N/A	5/16"-27(M,F)	8-12	5-7	7-20	
TYPE29-6	TYPE28TE-6	N/A	5/16"-27(M,F)	10-15	8-12	14-40	
TYPE29-8	TYPE28TE-8	N/A	5/16"-27(M,F)	20-30	10-15	30-80	

PRE-HEATING
STRAIGHTENING



INDUSTRY TERM: ROSEBUD

28 Tip End



WH350

*Type28, Type17-15 & Type17-30 tips can be attached to a WH350 welding handle using an F15 Adaptor [See pg. 28]

OXYACETYLENE

TIP SERIES	COMPLETE ASSEMBLY PART#	TIP END ONLY	MIXER PART#	ELBOW TO MIXER THREAD SPEC	OXYGEN (PSIG)	ACETYLENE FUEL GAS (PSIG)	ACETYLENE FUEL GAS (SCFH)	USE WITH WELDING HANDLE#
------------	-------------------------	--------------	-------------	----------------------------	---------------	---------------------------	---------------------------	--------------------------

APPLICATION
PREHEATING
STRAIGHTENING


(MFA)
11

HEATING TIPS: COMPLETE with Tip End

TYPE11-5	TYPE11TE-5	UM11	7/16"-27(M,F)	10-15	7-10	6-20	WH360
TYPE11-6	TYPE11TE-6	UM11	7/16"-27(M,F)	10-15	8-12	14-40	WH360L
TYPE11-8	TYPE11TE-8	UM11	7/16"-27(M,F)	20-30	10-15	30-80	72L9
TYPE11-10*	TYPE11TE-10	UM11-1	1/2"-27(M,F)	30-40	12-15	40-100	72L11
TYPE11-12*	TYPE11TE-12	UM11-1	1/2"-27(M,F)	40-60	12-15	60-150	
TYPE11-15*	TYPE11TE-15	UM11-1	1/2"-27(M,F)	40-60	12-15	90-220	

* Use 3/8" hose on larger tips for adequate gas flow.

INDUSTRY TERM: ROSEBUD



OXY/MAP/Pro™/PROPANE/NATURAL GAS

TIP SERIES	COMPLETE ASSEMBLY PART#	TIP END ONLY	MIXER PART#	ELBOW TO MIXER THREAD SPEC	OXYGEN (PSIG)	ACETYLENE FUEL GAS (PSIG)	ACETYLENE FUEL GAS (SCFH)	USE WITH WELDING HANDLE#
------------	-------------------------	--------------	-------------	----------------------------	---------------	---------------------------	---------------------------	--------------------------

APPLICATION
PREHEATING
STRAIGHTENING

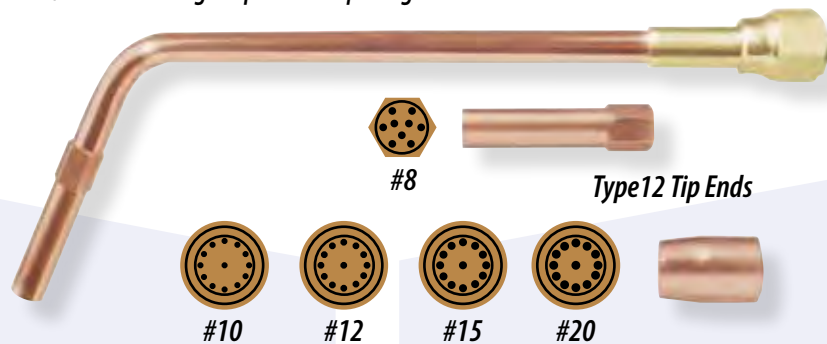
(MFN)
12

HEATING TIPS: COMPLETE with Tip End

TYPE12-8	TYPE12TE-8	UM12	7/16"-27(M,F)	10-20	10-15	10-35	WH360
TYPE12-10*	TYPE12TE-10	UM12-1	1/2"-27(M,F)	10-30	12-20	20-80	WH360L
TYPE12-12*	TYPE12TE-12	UM12-1	1/2"-27(M,F)	40-60	10-25	30-160	72L9
TYPE12-15*	TYPE12TE-15	UM12-1	1/2"-27(M,F)	40-60	15-25	50-200	72L11
TYPE12-20*	TYPE12TE-20	UM12-1	1/2"-27(M,F)	40-80	15-25	75-250	

* Use 3/8" hose on larger tips for adequate gas flow.

INDUSTRY TERM: ROSEBUD





TIPS HEATING



OXY/FUEL GAS ONLY (Do not use with Acetylene)


ELBOW TYPE	ELBOW ONLY PART #	LENGTH	ELBOW TIP END THREAD SPEC	MIXER ONLY PART #	ELBOW MIXER END THREAD SPEC	USE WITH WELDING HANDLE #
------------	-------------------	--------	---------------------------	-------------------	-----------------------------	---------------------------

VHE

HEATING COMPONENTS

VHE10	10"	1/4"-18NPT(M)	UM12-1	1/2"-27(M,F)
VHE16	16"	1/4"-18NPT(M)	UM12-1	1/2"-27(M,F)
VHE28	28"	1/4"-18NPT(M)	UM12-1	1/2"-27(M,F)
VHE36	36"	1/4"-18NPT(M)	UM12-1	1/2"-27(M,F)

WH360
WH360L
72L9
72L11



Use 3/8" hose for adequate gas flow. Not compatible with FlameTech® mixers & heads.

TIP END TYPE	TIP END PART #	TIP END THREAD SPEC	OXYGEN (PSIG)	FLOW (SCFH)	PROPANE (PSIG)	FLOW (SCFH)	HEAT OUTPUT (BTU/HR)
--------------	----------------	---------------------	---------------	-------------	----------------	-------------	----------------------

DO NOT USE ACETYLENE

VH


HEATING TIPS (Fuel Gas only)

VH1	1/4"-18NPT(F)	10-25	160-320	4-12	40-80
VH2	1/4"-18NPT(F)	15-45	220-520	7-22	55-130
VH3	1/4"-18NPT(F)	25-70	340-920	8-25	85-230
VH4*	1/4"-18NPT(F)	50-110	640-1300	10-30	160-325
VH5*	1/4"-18NPT(F)	60-135	720-1600	14-40	180-400

100,000-200,000
140,000-330,000
215,000-580,000
400,000-820,000
450,000-1,000,000

NOTE:

On continuous duty withdrawal, manifolding of cylinders may be required.



NOTE:

To calculate heat output for propylene, use 2400 BTU/cu. ft. X flow CFH

NOTE:

Use 3/8" hose on larger tips for adequate gas flow



ROUGHNECK HEAVY DUTY

The Uniweld Roughneck is a complete heavy duty Oxyacetylene outfit for industrial & commercial applications including cutting, brazing, heating and welding.

CA43A CUTTING ATTACHMENT with its universal multi-gas head mixer for Acetylene 3 PSIG and above and for most fuel gases 5 ounces and above. Cuts up to 1" with supplied tip.

RV SERIES REGULATORS have single scale 2 1/2" gauges, stainless steel diaphragms and accessibility to the seat from the rear.

43L9 WELDING HANDLE with separate two tube silver brazed construction and ribbed outer handle, vented for safety.

Cutting Capacity: 1" with supplied tip; up to 8" with optional tips [See pgs. 43-46]

Welding Capacity: 1/8" with supplied tips; up to 1/2" with optional tips [See pgs. 47-50]

Heating Tips: [See pgs. 47-50]



ROUGHNECK HEAVY DUTY	WELDING HANDLE	CUTTING ATTACHMENT	CUTTING TIP	WELD/BRAZE TIPS	HEATING TIP	OXYGEN* REGULATOR 5-125 PSIG	ACETYLENE* REGULATOR 2-15 PSIG	ACCESSORIES
PART# KX43 UPC# 83000	43L9E with UM43 Mixer	CA43A	6290A-1	TYPE79E -1, -3, -5	TYPE 7928E 6	RV8010 CGA540	RV8011 CGA510	TWIN HOSE 25' 1/4" "B" GOGGLES, LIGHTER

PART# KX43-4 UPC# 83002	43L9E with UM43 Mixer	CA43A	6290A-1	TYPE79E -1, -3, -5	TYPE 7928E 6	RV8010 CGA540	RV8011 CGA510	NO ACCESSORIES
----------------------------	-----------------------	-------	---------	--------------------	--------------	---------------	---------------	----------------

ROUGHNECK OUTFITS AVAILABLE WITH CGA300 ACETYLENE REGULATORS- ORDER BY ADDING (-1) TO END OF PART#

FABRICATOR HEAVY DUTY

The Uniweld Fabricator is a basic head mix heavy duty Oxyacetylene outfit for cutting, welding, brazing & heating.

CA43A CUTTING ATTACHMENT with universal multi-gas head mixer and machine forged brass head and body. Cuts up to 8" with proper tip.

RV SERIES REGULATORS have single scale 2 1/2" gauges, stainless steel diaphragms & accessibility to the seat from the rear.

RUH82 SERIES with a tri-layered reinforced diaphragm and single scale 2" gauges

43L9 WELDING HANDLE features two tube silver brazed construction and ribbed outer handle, vented for safety.

Cutting Capacity: 8" with optional tips [See pgs. 43-46]

Welding Capacity: 1/2" with optional tips [See pgs. 47-50]

Heating Tips: [See pgs. 47-50]



FABRICATOR HEAVY DUTY	WELDING HANDLE	CUTTING ATTACHMENT	OXYGEN* REGULATOR 5-125 PSIG	ACETYLENE* REGULATOR 2-15 PSIG	GAUGES	FABRICATOR OUTFITS AVAILABLE WITH CGA300 ACETYLENE REGULATORS- ORDER BY ADDING (-1) TO END OF PART#
PART# KV43A UPC# 83300	43L9	CA43A	RV8010 CGA540	RV8011 CGA510	2 1/2"	
PART# KR43A UPC# 84200	43L9	CA43A	RUH8210 CGA540	RUH8211 CGA510	2"	

*Dual scale gauges and other regulator connections available upon request. [See pgs. 97, 98]



OUTFITS CUTTING & WELDING

STYLE

PROFESSIONAL HEAVY DUTY

The Uniweld Professional is a basic heavy duty Oxyacetylene or Propane cutting outfit.

40 Series cutting torch has a precision machined forged body & head and durable three tube triangular construction.

40A Series cutting torch for medium pressure Acetylene only 3 PSIG and up with proper tip.


40AF Series cutting torch for medium pressure fuel gas only 3 PSIG and up with proper tip.

RV or RUH83 SERIES REGULATORS with large, easy to read single scale 2½" gauges.

Cutting Capacity: up to 12" with proper tip [See pgs. 43-46]



KV40A-18



Additional accessories are required

PROFESSIONAL HEAVY DUTY	HAND CUTTING TORCH	OXYGEN* REGULATOR 5-125 PSIG	ACETYLENE* REGULATOR 2-15 PSIG	PROPANE* REGULATOR 2-40 PSIG	PROFESSIONAL HEAVY DUTY	HAND CUTTING TORCH	OXYGEN* REGULATOR 5-125 PSIG	ACETYLENE* REGULATOR 2-15 PSIG	PROPANE* REGULATOR 2-40 PSIG
PART# KV40A-18 UPC# 83100	40A-18 90°	RV8010 CGA540	RV8011 CGA510	-	PART# KR40A-18 UPC# 83200	40A-18 90°	RUH8310 CGA540	RUH8311 CGA510	-
PART# KV40AF-18 UPC# 83102	40AF-18 90°	RV8010 CGA540	-	RV8012 CGA510	PART# KR40AF-18 UPC# 83201	40AF-18 90°	RUH8310 CGA540	-	RUH8312 CGA510

PROFESSIONAL OUTFITS AVAILABLE WITH CGA300 ACETYLENE REGULATORS - ORDER BY ADDING (-1) TO END OF PART#

*Dual scale gauges and other regulator connections available upon request. [See pgs. 97,98]

ALL-AMERICAN HEAVY DUTY

The Uniweld All-American is a head mix Oxyacetylene outfit for cutting, brazing & welding.

CA43A CUTTING ATTACHMENT with universal multi-gas head mixer and machine forged brass head and body. Cuts up to 8" with proper tip.

RV SERIES REGULATORS have single scale 2½" gauges, stainless steel diaphragms and accessibility to the seat from the rear.

43L9 WELDING HANDLE with separate two tube silver brazed construction and ribbed outer handle, vented for safety.


Cutting Capacity: 1" with supplied tip; up to 8" with optional tips [See pgs. 43-46]

Welding Capacity: 1/16" with supplied tip; up to 1/2" with optional tips [See pgs. 47-50]

Heating Tips: [See pgs. 47-50]



KAV43A



ALL-AMERICAN HEAVY DUTY	WELDING HANDLE	CUTTING ATTACHMENT	CUTTING TIP	WELD/BRAZE TIP	OXYGEN* REGULATOR 5-125 PSIG	ACETYLENE* REGULATOR 2-15 PSIG	ACCESSORIES
PART# KAV43A UPC# 83004	43L9E	CA43A	6290A-1	TYPE 79E 3	RV8010 CGA540	RV8011 CGA510	TWIN HOSE 20' 1/4" "B" GOGGLES, LIGHTER
PART# KAV43A-4 UPC# 83006	43L9E	CA43A	6290A-1	TYPE 79E 3	RV8010 CGA540	RV8011 CGA510	NO ACCESSORIES

ALL-AMERICAN OUTFITS AVAILABLE WITH CGA300 ACETYLENE REGULATORS - ORDER BY ADDING (-1) TO END OF PART#

*Dual scale gauges and other regulator connections available upon request. [See pgs. 97, 98]



KAVP43A

KARP43A

PROPANE KAVP43A HEAVY DUTY

PROPANE KARP43A HEAVY DUTY

The Uniweld heavy duty Propane outfit is used for cutting and brazing applications.

CA43A CUTTING ATTACHMENT with its universal multi-gas head mixer for most fuel gases 5 ounces and above. Cuts up to 1" with supplied tip.

RV SERIES REGULATORS have single scale 2½" gauges, stainless steel diaphragms and accessibility to the seat from the rear.

43L9 WELDING HANDLE with silver brazed two tube construction and ribbed outer handle, vented for safety.

Cutting Capacity: 1" with supplied tip; up to 6" with optional tips [See pgs. 43-46]

Brazing Capacity: 1" with supplied tip; up to 3" with optional tips [See pgs. 47-50]

Heating Tips: [See pgs. 47-50]

The Uniweld heavy duty Propane outfit is used for cutting and brazing applications.

CA43A CUTTING ATTACHMENT with universal multi-gas head mixer. Cuts up to 1" with supplied tip.

RUH83 SERIES REGULATORS with tri-layered, reinforced diaphragm and single scale 2½" gauges.

43L9 WELDING HANDLE with silver brazed two tube construction and ribbed outer handle, vented for safety.

Cutting Capacity: 1" with supplied tip; up to 6" with optional tips [See pgs. 43-46]

Brazing Capacity: 1" with supplied tip; up to 3" with optional tips [See pgs. 47-50]

Heating Tips: [See pgs. 47-50]

PROPANE HEAVY DUTY	WELDING HANDLE	CUTTING ATTACHMENT	CUTTING TIP	WELD/BRAZE TIP	OXYGEN* REGULATOR 5-80 PSIG	PROPANE* REGULATOR 2-40 PSIG	ACCESSORIES
--------------------	----------------	--------------------	-------------	----------------	-----------------------------	------------------------------	-------------

PART# KAVP43A UPC# 83400	43L9E with UM43 Mixer	CA43A	6290NX-1	TYPE 1279E 5	RV8010 CGA540	RV8012 CGA510	TWIN HOSE 20' 1/4" GRADE "T""B" GOGGLES, LIGHTER
-----------------------------	--------------------------	-------	----------	-----------------	------------------	------------------	---

PART# KAVP43A-4 UPC# 83401	43L9E with UM43 Mixer	CA43A	6290NX-1	TYPE 1279E 5	RV8010 CGA540	RV8012 CGA510	NO ACCESSORIES
-------------------------------	--------------------------	-------	----------	-----------------	------------------	------------------	----------------

PROPANE MEDIUM DUTY	WELDING HANDLE	CUTTING ATTACHMENT	CUTTING TIP	WELD/BRAZE TIP	OXYGEN* REGULATOR 5-80 PSIG	PROPANE* REGULATOR 2-40 PSIG	ACCESSORIES
---------------------	----------------	--------------------	-------------	----------------	-----------------------------	------------------------------	-------------

PART# KARP43A UPC# 84300	43L9E with UM43 Mixer	CA43A	6290NX-1	TYPE 1279E 5	RUH8310 CGA540	RUH8312 CGA510	TWIN HOSE 20' 1/4" GRADE "T""B" GOGGLES, LIGHTER
-----------------------------	--------------------------	-------	----------	-----------------	-------------------	-------------------	---

PART# KARP43A-4 UPC# 84301	43L9E with UM43 Mixer	CA43A	6290NX-1	TYPE 1279E 5	RUH8310 CGA540	RUH8312 CGA510	NO ACCESSORIES
-------------------------------	--------------------------	-------	----------	-----------------	-------------------	-------------------	----------------

*Dual scale gauges and other regulator connections available upon request. [See pgs. 97,98]



OUTFITS CUTTING & WELDING

STYLE

ALL-AMERICAN HEAVY DUTY



MADE IN U.S.A.

The Uniweld heavy duty All-American is a head mix Oxyacetylene outfit for cutting, brazing and welding.

CA43A CUTTING ATTACHMENT

with universal multi-gas head mixer.

Cuts up to 1" with supplied tip.

RUH83 SERIES REGULATORS with tri-layered reinforced diaphragm and single scale 2 1/2" gauges.

43L9 WELDING HANDLE can be used with Acetylene and most fuel gases: MAP//Pro™, Propane, Propylene and Natural Gas.



KAR43A

Cutting Capacity: 1" with supplied tip; up to 8" with optional tips [See pgs. 43-46]

Welding Capacity: 1/16" with supplied tip; up to 1/2" with optional tips [See pgs. 47-50]

Heating Tips: [See pgs. 47-50]

ALL-AMERICAN HEAVY DUTY	WELDING HANDLE	CUTTING ATTACHMENT	CUTTING TIP	WELD/BRAZE TIP	OXYGEN* REGULATOR 5-125 PSIG	ACETYLENE* REGULATOR 2-15 PSIG	ACCESSORIES
PART# KAR43A UPC# 84000	43L9E with UM43 Mixer	CA43A	6290A-1	TYPE 79E 3	RUH8310 CGA540	RUH8311 CGA510	TWIN HOSE 20' 1/4" "B" GOGGLES, LIGHTER

PART# KAR43A-4 UPC# 84002	43L9E with UM43 Mixer	CA43A	6290A-1	TYPE 79E 3	RUH8310 CGA540	RUH8311 CGA510	NO ACCESSORIES
------------------------------	-----------------------	-------	---------	------------	----------------	----------------	----------------

ALL-AMERICAN OUTFITS AVAILABLE WITH CGA300 ACETYLENE REGULATORS - ORDER BY ADDING (-1) TO END OF PART#

ALL-TRADES MEDIUM DUTY



MADE IN U.S.A.

The Uniweld All-Trades is a complete head mix Oxyacetylene outfit for cutting and welding plus brazing & heating.

CA79A CUTTING ATTACHMENT for use **ONLY** with Acetylene 3 PSIG and above.

RUH82 SERIES REGULATORS with a tri-layered reinforced diaphragm and single scale 2" gauges.

WH79 WELDING HANDLE can be used with Acetylene and most fuel gases: MAP//Pro™, Propane, Propylene and Natural Gas.



KL79

Cutting Capacity: 1" with supplied tip; up to 6" with optional tips [See pg. 43]

Welding Capacity: 1/8" with supplied tips; up to 1/2" with optional tips [See pgs. 47, 48]

Heating Tips: [See pgs. 47, 49]

ALL-TRADES MEDIUM DUTY	WELDING HANDLE	CUTTING ATTACHMENT	CUTTING TIP	WELD/BRAZE TIPS	HEATING TIP	OXYGEN* REGULATOR 5-125 PSIG	ACETYLENE* REGULATOR 2-15 PSIG	ACCESSORIES
PART# KL79 UPC# 84100	WH79 with UM79 Mixer	CA79A	6290A-1	TYPE 79E -1, -3, -5	TYPE 7928E 4	RUH8210 CGA540	RUH8211 CGA510	TWIN HOSE 20' 3/16" "B" GOGGLES, LIGHTER

PART# KL79-4 UPC# 84102	WH79 with UM79 Mixer	CA79A	6290A-1	TYPE 79E -1, -3, -5	TYPE 7928E 4	RUH8210 CGA540	RUH8211 CGA510	NO ACCESSORIES
----------------------------	----------------------	-------	---------	---------------------	--------------	----------------	----------------	----------------

ALL-TRADES OUTFITS AVAILABLE WITH CGA300 ACETYLENE REGULATORS - ORDER BY ADDING (-1) TO END OF PART#

*Dual scale gauges and other regulator connections available upon request. [See pgs. 97, 98]



ALL-AMERICAN HEAVY DUTY



The Uniweld All-American is a complete Oxyacetylene outfit for cutting, brazing & welding.


CA79A CUTTING ATTACHMENT is solely for use with Acetylene 3 PSIG and above. Cuts up to 1" with supplied tip.

RUH82 SERIES REGULATORS with a tri-layered reinforced diaphragm and single scale 2" gauges.

WH79 WELDING HANDLE with mixer can be used with Acetylene and most fuel gases: MAP//Pro™, Propane, Propylene and Natural Gas.



KR79



Cutting Capacity: 1" with supplied tip; up to 6" with optional tips [See pg. 43]

Welding Capacity: 1/16" with supplied tip; up to 1/2" with optional tips [See pgs. 47, 48]

Heating Tips: [See pgs. 47, 49]

ALL-AMERICAN MEDIUM DUTY	WELDING HANDLE	CUTTING ATTACHMENT	CUTTING TIP	WELD/BRAZE TIP	OXYGEN* REGULATOR 5-125 PSIG	ACETYLENE* REGULATOR 2-15 PSIG	ACCESSORIES
--------------------------	----------------	--------------------	-------------	----------------	------------------------------	--------------------------------	-------------

PART# KR79 UPC# 84104	WH79 with UM79 Mixer	CA79A	6290A-1	TYPE 79E 3	RUH8210 CGA540	RUH8211 CGA510	TWIN HOSE 20' 3/16" "B" GOGGLES, LIGHTER
--------------------------	-------------------------	-------	---------	---------------	-------------------	-------------------	---

PART# KR79-4 UPC# 84106	WH79 with UM79 Mixer	CA79A	6290A-1	TYPE 79E 3	RUH8210 CGA540	RUH8211 CGA510	NO ACCESSORIES
----------------------------	-------------------------	-------	---------	---------------	-------------------	-------------------	----------------

ALL-AMERICAN MEDIUM DUTY



The Uniweld All-American is a basic Oxyacetylene outfit for cutting, brazing & welding.


CA79A CUTTING ATTACHMENT is solely for use with Acetylene 3 PSIG and above. Cuts up to 1" with supplied tip.

MR SERIES REGULATORS with a cartridge type seat assembly and 2" single scale gauges

WH79 WELDING HANDLE can be used with Acetylene and most fuel gases: MAP//Pro™, Propane, Propylene and Natural Gas.



KM79



Cutting Capacity: 1" with supplied tip; up to 6" with optional tips [See pg. 43]

Welding Capacity: 1/16" with supplied tip; up to 1/2" with optional tips [See pgs. 47, 48]

Heating Tips: [See pgs. 47, 49]

ALL-AMERICAN MEDIUM DUTY	WELDING HANDLE	CUTTING ATTACHMENT	CUTTING TIP	WELD/BRAZE TIP	OXYGEN* REGULATOR 5-80 PSIG	ACETYLENE* REGULATOR 2-15 PSIG	ACCESSORIES
--------------------------	----------------	--------------------	-------------	----------------	-----------------------------	--------------------------------	-------------

PART# KM79 UPC# 85000	WH79 with UM79 Mixer	CA79A	6290A-1	TYPE 79E 3	MR8210 CGA540	MR8211 CGA510	TWIN HOSE 20' 3/16" "B" GOGGLES, LIGHTER
--------------------------	-------------------------	-------	---------	---------------	------------------	------------------	---

PART# KM79-4 UPC# 85002	WH79 with UM79 Mixer	CA79A	6290A-1	TYPE 79E 3	MR8210 CGA540	MR8211 CGA510	NO ACCESSORIES
----------------------------	-------------------------	-------	---------	---------------	------------------	------------------	----------------

ALL-AMERICAN OUTFITS AVAILABLE WITH CGA300 ACETYLENE REGULATORS - ORDER BY ADDING (-1) TO END OF PART#

*Dual scale gauges and other regulator connections available upon request. [See pgs. 97, 98]



OUTFITS CUTTING & WELDING

STYLE

THE WURKS®-H MEDIUM DUTY



MADE IN U.S.A.

The Uniweld Wurks-H is a complete 12 piece, easy-to-operate, all-purpose outfit for cutting, welding and brazing that's packed in its own rugged Wurks Box with a compartmented accessory tray.

CA79A CUTTING ATTACHMENT [Acetylene only] with precision forged brass head and body and injector mixer. Cuts up to 1" with supplied tip.

MR SERIES REGULATORS with large, easy to read single scale 2" gauges.

WH79 WELDING HANDLE with mixer can be used with Acetylene and most fuel gases: MAP//Pro™, Propane, Propylene and Natural Gas.

Cutting Capacity: 1" with supplied tip; up to 6" with optional tips [See pg. 43]

Welding Capacity: 3/64" with supplied tip; up to 1/2" with optional tips [See pgs. 47, 48]

Heating Tips: [See pgs. 47, 49]



WURKS-H



Operating and Safety Instructions included.
Oxygen and Fuel Gas Cylinders required.

Use the Wurks-H for:

- Cutting most Steels
- Auto, Truck and Trailer Repair
- Plumbing and General Home Maintenance
- Building Metal Workstands
- Creating Metal Artwork
- Heating Metal Bars and Pipes for Bending
- Removing Rusty Nuts from Rusty Bolts
- Repairing Garden and Farm Tools

WURKS-H OUTFITS AVAILABLE WITH CGA300 ACETYLENE REGULATORS - ORDER BY ADDING (-1) TO END OF PART#

THE WURKS-H MEDIUM DUTY	WELDING HANDLE	CUTTING ATTACHMENT	CUTTING TIP	WELD/BRAZE TIP	OXYGEN* REGULATOR 5-80 PSIG	ACETYLENE* REGULATOR 2-15 PSIG	TOOLBOX W/TRAY	ACCESSORIES†
PART# WURKS-H UPC# 85005	WH79 with UM79 Mixer	CA79A	6290A-1	TYPE 79E 2	MR8210 CGA540	MR8211 CGA510	CC60 BLACK PLASTIC	12.5' TWIN HOSE 3/16", "B"

†ACCESSORIES INCLUDE: GOGGLES, SHADE #5 [Pg. 107], FLINT LIGHTER [Pg. 107], TIP CLEANER SET [Pg. 108], LEATHER WELDING GLOVES [Pg. 107]

*Dual scale gauges and other regulator connections available upon request. [See pgs. 97, 98]

CUTTING & WELDING OUTFITS



ROLLIN' ROUGHNECK HEAVY DUTY

The Uniweld Rollin' Roughneck is the roughest, toughest most complete portable heavy duty Oxyacetylene welding and cutting system you'll ever find.

CA43A CUTTING ATTACHMENT with its universal multi-gas head mixer for Acetylene [3 PSIG and above] and for most fuel gases 5 ounces and above. Cuts up to 1" with supplied tip.

RV SERIES REGULATORS have single scale 2½" gauges, stainless steel diaphragms & accessibility to the seat from the rear.

43L9 WELDING HANDLE with separate silver brazed two tube construction and ribbed outer handle, vented for safety.

Cutting Capacity: 1" with supplied tip; up to 8" with optional tips [See pgs. 43-46]

Welding Capacity: ½" with supplied tips; up to 1½" with optional tips [See pgs. 47-50]

Heating Tips: [See pgs. 47-50] **Dimensions:** 35¼" W • 28" D • 61" H

Weight: 95 LBS (without cylinders).

WELDED STEEL FRAME
SEE-THRU GRATES

1000 LB. CAPACITY LIFTING HOOK

16" X 4" PNEUMATIC TIRES



Part# 509
[cart only]
UPC# 30016

Part# 509FW
[cart with firewall]
UPC# 30019

83550



MADE IN U.S.A.


ROLLIN' ROUGHNECK HEAVY DUTY	WELDING HANDLE	CUTTING ATTACHMENT	CUTTING TIP	WELD/BRAZE TIPS	HEATING TIP	OXYGEN* REGULATOR 5-125 PSIG	ACETYLENE* REGULATOR 2-15 PSIG	ROLLIN' ROUGHNECK CART
PART# 83550 UPC# 83550	43L9E Includes UM43 Mixer	CA43A	6290A-1	TYPE 79E -1, -3, -5	TYPE 7928E 8	RV8010 CGA540	RV8011 CGA510	509 W/O CYLINDERS
PART# 83551 UPC# 83551	43L9E Includes UM43 Mixer	CA43A	6290A-1	TYPE 79E -1, -3, -5	TYPE 7928E 8	RV8010 CGA540	RV8011 CGA510	509FW† W/O CYLINDERS

ROLLIN' ROUGHNECK INCLUDES: 25' TWIN HOSE, 1/4" "B" FITTINGS [Pg. 105], FLIP-UP GOGGLES, SHADE #5 [Pg. 107], FLINT LIGHTER [Pg. 107], TORCH FLASHBACK ARRESTORS [Pg. 106] INSTALLED AND 18" STAINLESS STEEL PIGTAIL ASSEMBLY. † 509FW COMES WITH BUILT-IN FIREWALL

DA BOX® HEAVY DUTY

The Uniweld Da Box® is the perfect outfit to mount on your truck for maximum mobility and security. Add the desired braided stainless steel hose pigtails to complete Da Box® Outfit.

Part# DABOX
[cabinet only]
UPC# 30017
Accepts all Uniweld Roughneck Outfits



MADE IN U.S.A.

DABOX-H

PIGTAILS

PART#	UPC#	LENGTH	DESCRIPTION
PT300-24	43601	24"	Flexible Stainless Steel Pigtail Assemblies with Brass Fittings
PT300-36	43602	36"	Flexible Stainless Steel Pigtail Assemblies with Brass Fittings
PT300-48	43603	48"	CGA300 Acetylene
PT510-24	43621	24"	Flexible Stainless Steel Pigtail Assemblies with Brass Fittings
PT510-36	43622	36"	Flexible Stainless Steel Pigtail Assemblies with Brass Fittings
PT510-48	43623	48"	CGA510 Acetylene or Propane
PT540-24	43631	24"	Flexible Stainless Steel Pigtail Assemblies with Brass Fittings
PT540-36	43632	36"	Flexible Stainless Steel Pigtail Assemblies with Brass Fittings
PT540-48	43633	48"	CGA540, Oxygen, 3000 PSIG

ADDITIONAL PIGTAILS AVAILABLE ON REQUEST

Dimensions: 23" W • 10" D • 20" H

Weight: 39 LBS (empty).

DA BOX® HEAVY DUTY OUTFIT	WELDING HANDLE	CUTTING ATTACHMENT	CUTTING TIP	WELD/BRAZE TIPS	HEATING TIP	OXYGEN* REGULATOR 5-125 PSIG	ACETYLENE* REGULATOR 2-15 PSIG	DA BOX CABINET
PART# DABOX-H UPC# 83500	43L9E with UM43 Mixer	CA43A	6290A-1	TYPE 79E -1, -3, -5	TYPE 7928E 8	RV8010 CGA540	RV8011 CGA510	DA BOX

DA BOX-H INCLUDES: 25' TWIN HOSE, 1/4" "B" FITTINGS [Pg. 105], FLIP-UP GOGGLES, SHADE #5 [Pg. 107], FLINT LIGHTER [Pg. 107], CGA510 POL to CGA300 CA ADAPTOR [Pg. 97], REGULATOR FLASHBACK ARRESTOR INSTALLED [Pg. 106]

*Dual scale gauges and other regulator connections available upon request. [See pgs. 97, 98]



CUTTING ATTACHMENTS

STYLE


CA43A HEAD MIX

INJECTOR HEAD MIXER WORKS EXTREMELY WELL WITH LOW PRESSURE ACETYLENE AND FUEL GAS AT 3 PSIG AND ABOVE

FORGED BRASS HEAD AND BODY

STAINLESS STEEL BALL POINT VALVE WITH TEFLON® PACKING

CONTOURED FORGED BRASS CUTTING OXYGEN LEVER



H STYLE TIP SEATING AREA
2 FLAT SEATS


RIGID THREE
TUBE TRIANGULAR
SILVER BRAZED
CONSTRUCTION

HAND TIGHT NUT WITH
TWO O-RING SEALS

PUSHROD TYPE CUTTING
OXYGEN VALVE THAT'S EASY
TO USE AND REPAIR



HEAD
ANGLES



PART# UPC#	CA43A 02201	CA43 02200	CA79A 02500	CA79 02501
LENGTH	10¼"	10¼"	10¼"	10¼"
WEIGHT	26 OZ.	26 OZ.	26 OZ.	26 OZ.
HEAD ANGLE	90°	70°	90°	70°
CUTTING CAPACITY*	8" (ALL GASES)	8" (ALL GASES)	6" (ACETYLENE ONLY)	6" (ACETYLENE ONLY)
TIP SERIES	6290	6290	6290	6290
COMPATIBLE WELDING HANDLES	43L9 w/o Mixer 43L9E with UM43	43L9 w/o Mixer 43L9E with UM43	WH79-2 w/o Mixer WH79 with UM79	WH79-2 w/o Mixer WH79 with UM79

*SEE PAGES 43-46 FOR ALL GASES CUTTING TIPS
AND SPECIAL PURPOSE TIP SELECTION



43L9

FORGED BRASS
REAR TORCH AND
VALVE BODIES

TWO SILVER
BRAZED TUBES
INSIDE A VENTED
BRASS HANDLE

RIBBED
BRASS HANDLE

STAINLESS STEEL BALL
POINT VALVES WITH
TEFLON® PACKING




UM43
MIXER



UM79
MIXER

ALL H-STYLE ELBOWS
FIT BOTH UM43 AND
UM79 MIXERS

NOTE: 43 SERIES HANDLES
HAVE LARGER FLOW VOLUMES
THAN 79 SERIES.



PART#	43L9 w/o Mixer	43L9E w/UM43 Mixer	WH79-2 w/o Mixer	WH79 w/UM79 Mixer
UPC#	00250	00251	00451	00450
LENGTH	8 1/4"	11 1/2"	7 1/2"	10"
WEIGHT	17 OZ.	23 OZ.	13 OZ.	18 OZ.
HOSE CONNECTION	"B" 9/16"-18 THREAD			
WELDING CAPACITY*	1/2"	1/2"	1/2"	1/2"
COMPATIBLE CUTTING ATTACHMENTS	CA43A(90°) CA43(70°)	CA43A(90°) CA43(70°)	CA79A(90°) CA79(70°)	CA79A(90°) CA79(70°)

*SEE PAGES 47-50 FOR WELDING, BRAZING, HEATING TIPS and MIXER INFORMATION.



TORCHES HAND CUTTING

STYLE

40A-21
HEAD MIX

CNC PRECISION
MACHINED
FORGED BRASS HEAD

INJECTOR HEAD MIXER
FOR ACETYLENE (40A, 40, 40B)
FOR FUEL GAS (40AF, 40F, 40BF)
FOR NATURAL GAS (40N, 40AN)

PUSHROD TYPE CUTTING
OXYGEN VALVE DESIGNED
FOR EASE OF SERVICE
AND REPAIR


TYPE-H
2 FLAT SEATS

RIGID TRIANGULAR
THREE TUBE
SILVER BRAZED
CONSTRUCTION

CONTOURED FORGED
BRASS CUTTING LEVER

STAINLESS STEEL BALL POINT
VALVES WITH TEFLON® PACKING
PROMOTES DURABILITY AND
POSITIVE SHUT-OFF

FIELD
REPLACEABLE
EXTERNAL
CHECK VALVES



HEAD
ANGLES



40AF-18 NOT SHOWN
40AN-18 NOT SHOWN
40AF-21 NOT SHOWN
40AN-21 NOT SHOWN
40AF-36 NOT SHOWN
40AF-48 NOT SHOWN

HEAD ANGLE	PART#	40A-18	40AF-18	40AN-18	40A-21	40AF-21	40AN-21	40A-36	40AF-36	40A-48	40AF-48
90°	UPC#	04801	04806	04851	04811	04816	04856	04821	04826	04831	04836
HEAD ANGLE	PART#	40-18	40F-18	40N-18	40-21	40F-21	40N-21	40-36	40F-36	40-48	40F-48
70°	UPC#	04800	04805	04850	04810	04815	04855	04820	04825	04830	04835
HEAD ANGLE	PART#	40B-18	40BF-18	-	40B-21	40BF-21	-	40B-36	40BF-36	40B-48	40BF-48
180°	UPC#	04802	04807		04812	04817		04822	04827	04832	04837
TORCH LENGTH		18"	18"	18"	21"	21"	21"	36"	36"	48"	48"
WEIGHT		55 OZ.	55 OZ.	55 OZ.	59 OZ.	59 OZ.	59 OZ.	74 OZ.	74 OZ.	76 OZ.	76 OZ.
LEVER POSITION		BOTTOM REAR									
CUTTING CAPACITY*		12"	12"	12"	12"	12"	12"	12"	12"	12"	12"
TIP SERIES		6290	6290	6290	6290	6290	6290	6290	6290	6290	6290

*SEE PAGES 43-46 FOR CUTTING TIPS and
SPECIAL PURPOSE TIP SELECTION



63 SERIES HEAD MIX

PRECISION REAMED SEATS

HEAVY DUTY BRASS STANDARD 1-3/8" BARREL

FOUR POSITION RACK ADJUSTMENT 90° APART [OPTIONAL]

STAINLESS STEEL BALL POINT PREHEAT VALVES

QUICK OPENING OXYGEN CUTTING LEVER

63

Use with optional Preheat Adaptor: Part#15AR (acetylene), 15PR (propane)

15AR

#6200BA The Uniweld adjustable head Bevel Cutting Adaptor with calibrated dial lets you set angles from 0° to 90° to cut bevels without tilting the Machine Torch.

63 SERIES MULTIGAS MACHINE TORCHES

PART# UPC#	63-6 04962	63 04960
BARREL LENGTH	6"	10"
TWO HOSE W/CAM ACTION OXYGEN CUTTING VALVE	YES	YES
CUTTING CAPACITY*	8"	8"

MUST ORDER RACK SEPARATELY

63 MACHINE TORCH SERIES RACKS

PART# UPC#	68164-6A 04370	68164-10A 04371
---------------	-------------------	--------------------

RACK LENGTH	6" (2 screws)	10" (3 screws)
-------------	---------------	----------------

#6200BA

68164-10A

62 MACHINE TORCH SERIES REPLACEMENT RACKS

PART# UPC#	6250 04930	6250-2 04931
---------------	---------------	-----------------

RACK LENGTH	6" (2 screws)	10" (3 screws)
-------------	---------------	----------------

6250-2

TRAKUTTER™

UCM200T UCM200
UCM220T UCM220
TRACKS INCLUDED TRACKS NOT INCLUDED

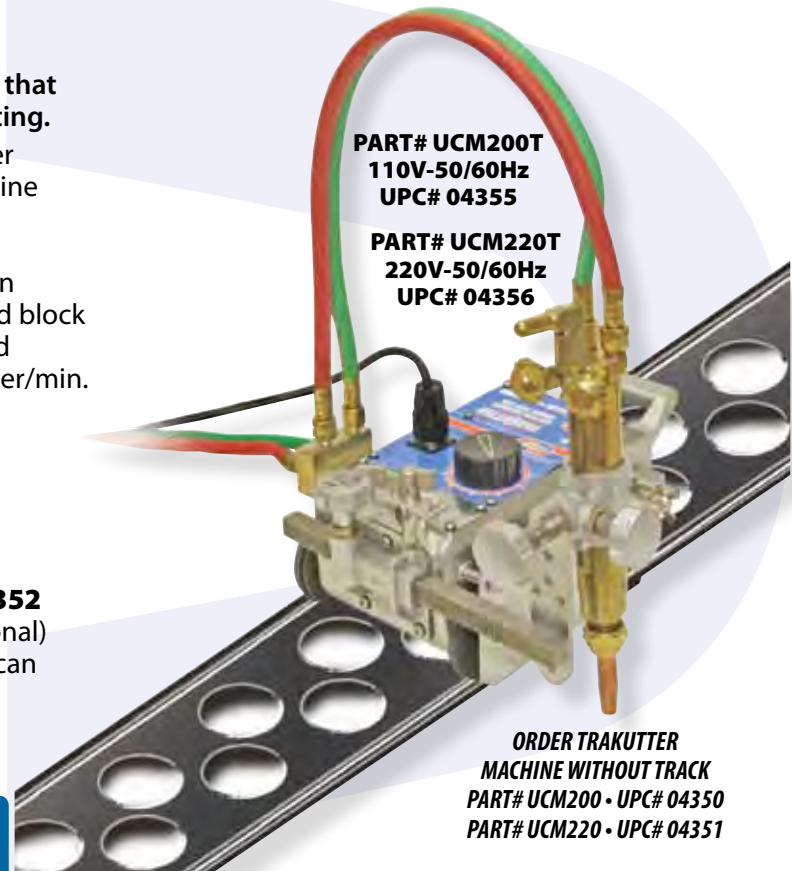
The Uniweld TRAKUTTER is a portable track-style machine that can operate on its own track for precision straight line cutting.

- CUTTING MACHINE with 32 pitch pinion torch holder designed for 13/8"(35mm) barrel diameter. Fits Uniweld machine torches; Series 63, 64 and 68
- Power: AC110V or 220V, 50/60 Hz
- Large adjustment knobs and wing nuts for lock-down
- 3' manifold to torch twin hose and two hose manifold block
- Additional hoses required Torch not included
- Speed Range: 6" (150mm) per/min to 31" (800mm) per/min.
- Racking distance up to 8" from the machine body
- Single cone speed changer; variable speed in both forward and reverse.
- 6 ft. of Track included with UCM200T and UCM220T.
- 16" power cord



OPTIONAL TRACK SECTION
PART# CMTR3X2 UPC# 04352
3' Track sections (set of 2; optional) for line cutting. Track sections can be securely interlocked for added length.

*SEE PAGES 43-46 FOR ALL GASES CUTTING TIPS.



PART# UCM200T
110V-50/60Hz
UPC# 04355

PART# UCM220T
220V-50/60Hz
UPC# 04356



ORDER TRAKUTTER MACHINE WITHOUT TRACK
PART# UCM200 • UPC# 04350
PART# UCM220 • UPC# 04351





TIPS CUTTING & HEATING

STYLE



ACETYLENE

USE WITH SERIES			APPLICATION
CUTTING ATTACHMENT	HAND CUTTING TORCHES	MACHINE CUTTING TORCHES	
CA43, CA43A CA79	40	63 SERIES	GENERAL PURPOSE CUTTING MACHINE CUTTING
 <p>6290A [ONE PIECE]</p> 			

TIP SERIES	ONE PIECE			
PART #	CUT METAL THICKNESS	CUT OXY DRILL SIZE	CUTTING OXYGEN PSIG	ACETYLENE PSIG
6290A-000	3/16"	68	15/30	5/15
6290A-00	3/8"	64	20/30	5/15
6290A-0	5/8"	60	30/40	5/15
6290A-1	1"	56	35/50	5/15
6290A-2	2"	52	40/55	5/15
6290A-3	3"	48	45/60	5/15
6290A-4	6"	42	50/75	5/15
6290A-5	8"	35	65/80	5/15
6290A-6	12"	30	70/90	5/15

USE WITH SERIES			APPLICATION
CUTTING ATTACHMENT	HAND CUTTING TORCHES	MACHINE CUTTING TORCHES	
CA43, CA43A	40	63 SERIES	SCRAP
 <p>6290S [ONE PIECE]</p> 			



TIP SERIES	ONE PIECE			
PART #	CUT METAL THICKNESS	CUT OXY DRILL SIZE	CUTTING OXYGEN PSIG	ACETYLENE PSIG
6290S-1	1"	56	35/50	5/15
6290S-2	2"	51	40/55	5/15
6290S-3	3"	48	45/60	5/15
6290S-4	6"	42	50/75	5/15
6290S-5	8"	35	65/80	5/15
6290S-6	12"	30	70/90	5/15

USE WITH SERIES			APPLICATION
CUTTING ATTACHMENT	HAND CUTTING TORCHES	MACHINE CUTTING TORCHES	
CA43, CA43A CA79	40	63 SERIES	GOUGING
 <p>6290G [ONE PIECE]</p> 			

TIP SERIES	ONE PIECE		
PART #	GOUGING WIDTHS	CUTTING OXYGEN PSIG	ACETYLENE PSIG
6290G-1	1/8" - 1/4"	35	5/15
6290G-2	3/16" - 3/8"	50	5/15
6290G-3	1/4" - 1/2"	50	5/15

TECH TIP

The oxygen fuel gas-cutting torch can be used for gouging. Special gouging tips are available and they should be selected based on the particular geometry of joint preparation. It is possible, by closely watching the cut surface, to find and follow cracks during the flame gouging operation. The edges of the cracks will show since they become slightly hotter.

USE WITH SERIES			APPLICATION
CUTTING ATTACHMENT	HAND CUTTING TORCHES	MACHINE CUTTING TORCHES	
CA43, CA43A CA79	40	N/A	MULTI-FLAME HEATING
 <p>6290HA [ONE PIECE]</p> 			

TIP SERIES	SPECIALTY HEATING ASSEMBLY	
PART #	SPECIALTY HEATING TIP TURNS A HAND CUTTING TORCH INTO A HEATING TORCH	PREHEAT OXYGEN PSIG ACETYLENE PSIG
6290HA-1		12 12
6290HA-2		14 14

TECH TIP

A multi-flame heating tip (Rosebud) is designed for uniform heating with acetylene.

NOTE: TO ORDER TIP ON DISPLAY CARD, ADD (-D) TO PART NUMBER.



NATURAL GAS/PROPANE/PROPYLENE

USE WITH SERIES			APPLICATION
CUTTING ATTACHMENT	HAND CUTTING TORCHES	MACHINE CUTTING TORCHES	

TIP SERIES		TWO PIECE				
PART #	GOUGING WIDTHS	CUTTING OXYGEN		FUEL GAS		SPEED I.P.M.
		PSIG	SCFH	PSIG	SCFH	

CA43, CA43A 40F N/A

GOUGING



6290GG [TWO PIECE]

TECH TIP

Before lighting tip, purge all hoses and torch passages by briefly opening and closing each torch valve. Vent gases safely. NOTE: mixed gases in the torch or the hose, etc. can cause a backfire or flashback. Purging must be done before each torch lighting and especially after a cylinder change.

USE WITH SERIES			APPLICATION
CUTTING ATTACHMENT	HAND CUTTING TORCHES	MACHINE CUTTING TORCHES	

TIP SERIES		TWO PIECE		
PART #	CUT METAL THICKNESS	CUT OXY DRILL SIZE	CUTTING OXYGEN	
			PSIG	FUEL GAS PSIG

CA43, CA43A 40F 63 SERIES

SCRAP AND BEVEL CUTTING



6290NFF [TWO PIECE]

6290NFF-00	1/4"	67	20/25	5/15
6290NFF-0	3/8"	60	30/35	5/15
6290NFF-1	5/8"	56	20/35	5/15
6290NFF-2	2"	53	30/55	5/15
6290NFF-3	4"	47	45/65	5/15
6290NFF-4	7"	42	55/75	5/15
6290NFF-5	10"	35	60/80	5/15
6290NFF-6	12"	31	80/90	5/15

USE WITH SERIES			APPLICATION
CUTTING ATTACHMENT	HAND CUTTING TORCHES	MACHINE CUTTING TORCHES	

TIP SERIES		TWO PIECE	
PART #	CUT OXY DRILL SIZE	CUTTING OXYGEN	
		PSIG	FUEL GAS PSIG

CA43, CA43A 40F N/A

RIVET WASHING REMOVING WELDS



6290NFW [TWO PIECE]

TECH TIP

Rivets can be easily removed by "washing" one head off with an acetylene torch. Next, a hole is burned along the rivet longitudinal axis. Then, while still hot, the rivet can be driven out with a pin punch and a two-pound hammer. This process completely removes the rivet and leaves a clean hole in original condition.

6290NFW-8	60	50	5-15
-----------	----	----	------

USE WITH SERIES			APPLICATION
CUTTING ATTACHMENT	HAND CUTTING TORCHES	MACHINE CUTTING TORCHES	

TIP SERIES		TWO PIECE		
PART #	CUT METAL THICKNESS	CUTTING OXYGEN		FUEL GAS PSIG
		PSIG	SCFH	

CA43, CA43A 40F 63 SERIES

MACHINE CUTTING HEAVY PLATE CUTTING



6290NH [TWO PIECE]

TECH TIP

Oxy-fuel gas cutting machines are either portable or stationary. Portable cutting machines are primarily used for straight line cutting. They can carry one or more heavy-duty machine torches.

6290NH-5	10"	60	22/26	5-15
6290NH-6	11"	60	45/55	5-15
6290NH-7	12"	60	50/55	5-15
6290NH-8	15"	60	70/80	5-15




TIPS CUTTING


STYLE

NATURAL GAS/PROPANE/PROPYLENE

USE WITH SERIES			APPLICATION
CUTTING ATTACHMENT	HAND CUTTING TORCHES	MACHINE CUTTING TORCHES	
CA43, CA43A	40F	63 SERIES	GENERAL PURPOSE CUTTING MACHINE CUTTING



6290NX
[TWO PIECE]
14 "V" SHAPED GROOVES




TIP SERIES	TWO PIECE			
PART #	CUT METAL THICKNESS	CUT OXY DRILL SIZE	CUTTING OXYGEN PSIG	FUEL GAS PSIG
6290NX-000	3/16"	68	15/30	5/15
6290NX-00	3/8"	64	20/30	5/15
6290NX-0	5/8"	60	30/40	5/15
6290NX-1	1"	56	35/50	5/15
6290NX-2	2"	52	40/55	5/15
6290NX-3	3"	48	45/60	5/15
6290NX-4	6"	42	50/75	5/15
6290NX-5	8"	35	65/80	5/15
6290NX-6	12"	30	70/90	5/15


TECH TIP

When oxy-fuel cutting, the metal is heated until it glows orange (~1800 °F = 982°C), and then a lever on the torch is pressed to pass a stream of oxygen through the work-piece to burn the steel away where the cut is desired. The iron-oxide product of this combustion process falls to the floor as dust. Once the process is started properly, there should be no globs of melted steel under the work-piece. No melting should occur.

USE WITH SERIES			APPLICATION
CUTTING ATTACHMENT	HAND CUTTING TORCHES	MACHINE CUTTING TORCHES	
N/A	N/A	63 SERIES	HIGH SPEED MACHINE CUTTING WITH SPECIAL CUTTING ORIFICE




6290VVC
[TWO PIECE]
14 "V" SHAPED GROOVES WITH SPECIAL VENTURI




TIP SERIES	TWO PIECE				
PART #	CUT METAL THICKNESS	CUT OXY DRILL SIZE	CUTTING OXYGEN PSIG	FUEL GAS PSIG	KERF WIDTH
6290VVC-5/0	3/16"	75	40	5/15	.05
6290VVC-4/0	1/4"	68	50	5/15	.06
6290VVC-3/0	3/8"	64	75	5/15	.07
6290VVC-2/0	1/2"	62	75	5/15	.07
6290VVC-0	3/4"	59	90	5/15	.08
6290VVC-0-1/2	1 1/4"	57	100	5/15	.08
6290VVC-1	2 1/2"	56	100	5/15	.09
6290VVC-1-1/2	3"	54	100	5/15	.11
6290VVC-2	5"	53	100	5/15	.12
6290VVC-2-1/2	6"	51	100	5/15	.13
6290VVC-3	7"	49	100	5/15	.14
6290VVC-4	8"	45	100	5/15	.16
6290VVC-5	9"	41	90	5/15	.20
6290VVC-5-1/2	10"	40	90	5/15	.25

USE WITH SERIES			APPLICATION
CUTTING ATTACHMENT	HAND CUTTING TORCHES	MACHINE CUTTING TORCHES	
CA43, CA43A	40F	N/A	MULTI-FLAME HEATING



H62-P
[TWO PIECE]



TIP SERIES	SPECIALTY HEATING ASSEMBLY TWO PIECE	
PART #	OXYGEN PSIG	FUEL GAS PSIG
H62-P1	45	5/15
H62-P2	50	5/15
H62-P3	55	5/15

SPECIALTY HEATING TIP TURNS A HAND CUTTING TORCH INTO A HEATING TORCH

TECH TIP


Flame heating involves igniting fuel gases mixed with air or oxygen. Examples include flame straightening, flame hardening, hot forming and heating in conjunction with welding. The flame is used for melting purposes in flame brazing. Acetylene, propane, propylene and natural gas are used as fuel gases for flame heating. The flame temperature and intensity depend on the fuel gases used and oxygen mixing ratio.

NOTE: TO ORDER TIP ON DISPLAY CARD, ADD (-D) TO PART NUMBER.



MAP//Pro™/PROPYLENE

USE WITH SERIES			APPLICATION
CUTTING ATTACHMENT	HAND CUTTING TORCHES	MACHINE CUTTING TORCHES	
CA43 CA43A	40F	63 SERIES	SCRAP AND BEVEL CUTTING



6290NXPM
[TWO PIECE]


TIP SERIES	TWO PIECE				
PART #	TIP SIZE	CUT METAL THICKNESS	CUT OXY DRILL SIZE	CUTTING OXYGEN PSIG	FUEL GAS PSIG
6290NXPM-68	000	3/16"	68	15/30	5/15
6290NXPM-64	00	3/8"	64	20/30	5/15
6290NXPM-60	0	5/8"	60	30/40	5/15
6290NXPM-56	1	1"	56	35/50	5/15
6290NXPM-52	2	2"	52	40/55	5/15
6290NXPM-48	3	3"	48	45/60	5/15
6290NXPM-42	4	6"	42	50/75	5/15
6290NXPM-35	5	8"	35	65/80	5/15

TECH TIP

Beveling allows a full-penetration weld (if required). It gives the torch tip access to deep-lying base metal, prepares a well-defined, uniform container for molten metal and ensures quality welds. Bevel angles and root openings are essential for adequate weld penetration in thick plates or pipes. The joint design must specify all relevant dimensions and angles. The joint design and root opening specification are both part of the weld procedure.

LIQUID AIR® FUEL GAS/MAP//Pro™/PROPYLENE

USE WITH SERIES			APPLICATION
CUTTING ATTACHMENT	HAND CUTTING TORCHES	MACHINE CUTTING TORCHES	
N/A	N/A	63 SERIES	HIGH SPEED MACHINE CUTTING WITH SPECIAL CUTTING ORIFICE



6290VVC
[TWO PIECE]

TIP SERIES	TWO PIECE				
PART #	CUT METAL THICK.	CUT OXY DRILL SIZE	CUTTING OXYGEN PSIG	FUEL GAS PSIG	KERF WIDTH
6290VVC-5/0	3/16"	75	40	5/15	.05
6290VVC-4/0	1/4"	68	50	5/15	.06
6290VVC-3/0	3/8"	64	75	5/15	.07
6290VVC-00	1/2"	62	75	5/15	.07
6290VVC-0	3/4"	59	90	5/15	.08
6290VVC-0-1/2	1 1/4"	57	100	5/15	.08
6290VVC-1	2 1/2"	56	100	5/15	.09
6290VVC-1-1/2	3"	54	100	5/15	.11
6290VVC-2	5"	53	100	5/15	.12
6290VVC-2-1/2	6"	51	100	5/15	.13
6290VVC-3	7"	49	100	5/15	.14
6290VVC-4	8"	45	100	5/15	.16
6290VVC-5	9"	41	90	5/15	.20
6290VVC-5-1/2	9 1/2"	40	90	5/15	.25

TECH TIP

Cutting is initiated by heating the edge of the steel to near melting point using the pre-heat jets only, then using the separate cutting oxygen valve to release the oxygen from the central jet. The steel is instantly oxidized into molten iron oxide, producing the cut. Robotic oxy-fuel cutters sometimes use a high-speed divergent nozzle. This uses an oxygen jet that opens slightly along its passage. This allows the compressed oxygen to expand as it leaves, forming a high-velocity jet that spreads less than a parallel-bore nozzle, allowing a cleaner cut. These are not used for cutting by hand since they need very accurate positioning above the work. Their ability to produce almost any shape from large steel plates gives them a secure future in shipbuilding and in many other industries.



NOTE: TO ORDER TIP ON DISPLAY CARD, ADD (-D) TO PART NUMBER.

ELBOW/MIXER COMPONENTS



60°
ANGLE

NOTE: For MAP//Pro™, Propane or Natural Gas, use one size larger tip for heating, brazing and soldering.



UM79
MIXER

USE WITH
WH79
HANDLE



UM43
MIXER

USE WITH
43L9
HANDLE

OXYACETYLENE/HYDROGEN

APPLICATION
WELDING
HEATING
BRAZING
SOLDERING

(23A90)

79E



TIP SERIES	ELBOW ONLY PART#	MIXER FOR 43L9 HANDLE	MIXER FOR WH79 HANDLE	ELBOW TO MIXER THREAD SPEC	WELD METAL THICKNESS	OXY-FUEL ACETYLENE EQUAL PRESSURE (PSIG)	FLOW (SCFH) EACH GAS	USE WITH WELDING HANDLE#
TYPE79E-0	UM43	UM79	23/64"-26(M)	1/64"	1	3	43L9 AND	
TYPE79E-1	UM43	UM79	23/64"-26(M)	1/32"	1	5	43L9E	
TYPE79E-2	UM43	UM79	23/64"-26(M)	3/64"	2	3	USE WITH	
TYPE79E-3	UM43	UM79	23/64"-26(M)	1/16"	3	8	UM43 MIXER	
TYPE79E-4	UM43	UM79	23/64"-26(M)	3/32"	4	10	23/64"-26(F)	
TYPE79E-5	UM43	UM79	23/64"-26(M)	1/8"	5	15		
TYPE79E-6	UM43	UM79	23/64"-26(M)	3/16"	6	18	WH79 AND	
TYPE79E-7	UM43	UM79	23/64"-26(M)	1/4"	7	20	WH79-2	
TYPE79E-8	UM43	UM79	23/64"-26(M)	5/16"	8	30	USE WITH	
TYPE79E-9	UM43	UM79	23/64"-26(M)	3/8"	9	40	UM79 MIXER	
TYPE79E-10	UM43	UM79	23/64"-26(M)	1/2"	10	50	23/64"-26(F)	



TECH TIP

The immediate work area must be clean from all contaminants. This includes removal of dirt, grease, oil, rust, paint, plastic coverings, etc., from the surface of the parts being welded. The method of cleaning depends on the material to be removed and the location of the work piece. For most construction and production equipment, steam cleaning is recommended. When this is not possible, solvent cleaning can be used. Blast cleaning with abrasives is also used. For small parts, pickling or solvent dip cleaning can be used and, finally, power tool cleaning with brushes, grinding wheels, disc grinding, etc., can be employed. The time spent cleaning a weld repair area will pay off in the long run. Be sure that all solvents have been removed before applying heat.

OXYACETYLENE

TIP SERIES	COMPLETE ASSEMBLY PART#	TIP END ONLY	MIXER PART# ONLY	ELBOW TO MIXER THREAD SPEC	OXY-FUEL ACETYLENE EQUAL PRESSURE (PSIG)	FLOW (SCFH) EACH GAS	USE WITH WELDING HANDLE#
------------	-------------------------	--------------	------------------	----------------------------	--	----------------------	--------------------------

APPLICATION
PREHEATING
STRAIGHTENING

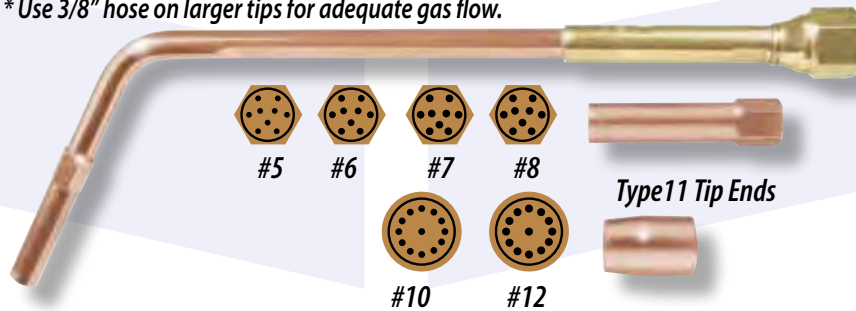
11H

INDUSTRY TERM: ROSEBUD

HEATING TIPS: COMPLETE Assembly

TYPE11H-5	TYPE11TE-5	UM43D	7/16"-27(M)	7	35	43L9
TYPE11H-6	TYPE11TE-6	UM43D	7/16"-27(M)	8	40	
TYPE11H-7	TYPE11TE-7	UM43D	7/16"-27(M)	10	50	
TYPE11H-8	TYPE11TE-8	UM43D	7/16"-27(M)	12	60	
TYPE11H-10*	TYPE11TE-10	UM43D2	1/2"-27(M)	15	90	
TYPE11H-12*	TYPE11TE-12	UM43D2	1/2"-27(M)	15	150	

* Use 3/8" hose on larger tips for adequate gas flow.



TIP SERIES	COMPLETE ASSEMBLY PART#	TIP END ONLY	MIXER PART# ONLY	ELBOW TO MIXER THREAD SPEC	OXY-FUEL ACETYLENE EQUAL PRESSURE (PSIG)	FLOW (SCFH) EACH GAS	USE WITH WELDING HANDLE#
------------	-------------------------	--------------	------------------	----------------------------	--	----------------------	--------------------------

7928-79

APPLICATION

PRE-HEATING
STRAIGHTENING

INDUSTRY TERM: ROSEBUD

HEATING TIPS: COMPLETE Assembly

TYPE7928-79-2	TYPE28TE-2	UM79	23/64"-26(M)	6	25	WH79-2
TYPE7928-79-4	TYPE28TE-4	UM79	23/64"-26(M)	8	35	
TYPE7928-79-6	TYPE28TE-6	UM79	23/64"-26(M)	10	40	
TYPE7928-79-8	TYPE28TE-8	UM79	23/64"-26(M)	12	50	



TIP SERIES	COMPLETE ASSEMBLY PART#	TIP END ONLY	MIXER PART# ONLY	ELBOW TO MIXER THREAD SPEC	OXY-FUEL ACETYLENE EQUAL PRESSURE (PSIG)	FLOW (SCFH) EACH GAS	USE WITH WELDING HANDLE#
------------	-------------------------	--------------	------------------	----------------------------	--	----------------------	--------------------------

7928E

APPLICATION

PRE-HEATING
STRAIGHTENING


INDUSTRY TERM: ROSEBUD

HEATING TIPS: ELBOW and Tip End

TYPE7928E-2	TYPE28TE-2	UM79	23/64"-26(M)	6	25	WH79
TYPE7928E-4	TYPE28TE-4	UM79	23/64"-26(M)	8	35	
TYPE7928E-6	TYPE28TE-6	UM79	23/64"-26(M)	10	40	
TYPE7928E-8	TYPE28TE-8	UM79	23/64"-26(M)	12	50	



48





TIPS BRAZING/HEATING


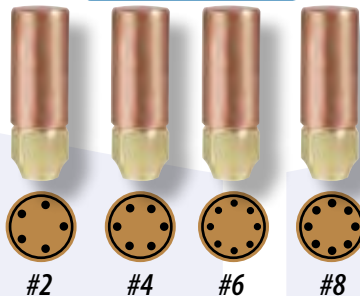
STYLE

ELBOW/MIXER COMPONENTS



TYPE7928E

TYPE28 TIP ENDS



UM79 MIXER

USE WITH WH79 HANDLE



UM43 MIXER

USE WITH 43L9 HANDLE

OXYACETYLENE/MAP//Pro™/PROPANE/NAT. GAS

TIP SERIES	COMPLETE ASSEMBLY PART#	TIP END ONLY	MIXER PART# ONLY	ELBOW TO MIXER THREAD SPEC	OXY-FUEL ACETYLENE EQUAL PRESSURE (PSIG)	FLOW (SCFH) EACH GAS	USE WITH WELDING HANDLE#
------------	-------------------------	--------------	------------------	----------------------------	--	----------------------	--------------------------

APPLICATION

7928-43

PRE-HEATING STRAIGHTENING



INDUSTRY TERM: ROSEBUD

HEATING TIPS: COMPLETE ASSEMBLY

TYPE7928-43-2	TYPE28TE-2	UM43	23/64"-26(M)	6	25
TYPE7928-43-4	TYPE28TE-4	UM43	23/64"-26(M)	8	35
TYPE7928-43-6	TYPE28TE-6	UM43	23/64"-26(M)	10	40
TYPE7928-43-8	TYPE28TE-8	UM43	23/64"-26(M)	12	50

43L9



28 Tip End

TIP SERIES	COMPLETE ASSEMBLY PART#	TIP END ONLY	MIXER PART# ONLY	ELBOW TO MIXER THREAD SPEC	OXY-FUEL ACETYLENE EQUAL PRESSURE (PSIG)	FLOW (SCFH) EACH GAS	USE WITH WELDING HANDLE#
------------	-------------------------	--------------	------------------	----------------------------	--	----------------------	--------------------------

APPLICATION PRE-HEATING STRAIGHTENING

7928E



INDUSTRY TERM: ROSEBUD

HEATING TIPS: ELBOW and Tip End

TYPE7928E-2	TYPE28TE-2	UM43	23/64"-26(M)	6	25
TYPE7928E-4	TYPE28TE-4	UM43	23/64"-26(M)	8	35
TYPE7928E-6	TYPE28TE-6	UM43	23/64"-26(M)	10	40
TYPE7928E-8	TYPE28TE-8	UM43	23/64"-26(M)	12	50

43L9E



28 Tip End

OXY/FUEL GAS ONLY (Do not use with Acetylene)

ELBOW SERIES	ELBOW ONLY PART #	LENGTH	ELBOW TIP END THREAD SPECS	MIXER ONLY PART #	MIXER END THREAD SPEC	USE WITH WELDING HANDLE #
--------------	-------------------	--------	----------------------------	-------------------	-----------------------	---------------------------

23


HEATING COMPONENTS

2310	10"	1/2"-25(M) [Both Ends]	UM43F	1/2"-25(F)
2316	16"	1/2"-25(M) [Both Ends]	UM43F	1/2"-25(F)
2328	28"	1/2"-25(M) [Both Ends]	UM43F	1/2"-25(F)
2336	36"	1/2"-25(M) [Both Ends]	UM43F	1/2"-25(F)

43L9



UM43F



Use 3/8" hose for adequate gas flow.

TIP END SERIES	TIP END PART #	TIP END THREAD SPEC	OXYGEN (PSIG)	DO NOT USE ACETYLENE			HEAT OUTPUT (BTU/HR)
				FLOW (SCFH)	PROPANE (PSIG)	FLOW (SCFH)	

2290

HEATING TIPS (Fuel Gas only)

2290-1H	1/2"-25(F)	10-25	160-320	4-12	40-80	100,000-200,000
2290-2H	1/2"-25(F)	15-45	220-520	7-22	55-130	140,000-330,000
2290-3H	1/2"-25(F)	25-70	340-920	8-25	85-230	215,000-580,000
2290-4H*	1/2"-25(F)	50-110	640-1300	10-30	160-325	400,000-820,000
2290-5H*	1/2"-25(F)	60-135	720-1600	14-40	180-400	450,000-1,000,000

NOTE:

For high demand operations, manifolding of cylinders may be required.

2290-1H 2290-2H 2290-3H 2290-4H 2290-5H



NOTE:

To calculate heat output for propylene, use 2400 BTU/cu. ft. X flow CFH

NOTE:

*Use 3/8" hose for maximum flow and BTU output.



OUTFITS CUTTING & WELDING



ROUGHNECK HEAVY DUTY

The Uniweld Roughnecks are complete heavy duty Oxyacetylene outfits for industrial and commercial cutting, welding, brazing and heating, using most fuel gases.


KX98 A-Style

CA98A CUTTING ATTACHMENT with silver brazed triangular tube construction.


Tip mix technology is the safest and most reliable choice for cutting applications.

RV SERIES REGULATORS have single scale 2 1/2" gauges, stainless steel diaphragms and accessibility to the seat from the rear.

98L9 WELDING HANDLE with separate two tube silver brazed construction and ribbed outer handle that is vented for safety.



KX98



OPH1-730 A.L.C.

CA730 CUTTING ATTACHMENT with its three tube in-line construction. **Tip mix technology** for maximum safety, features an ergonomically designed oxygen lever. *NOTE: will work with A.L.C. handles.*

RV SERIES REGULATORS have single scale 2 1/2" gauges, stainless steel diaphragms and accessibility to the seat from the rear.

WH730 WELDING HANDLE can be used with most fuel gases and Acetylene for heating, brazing, welding and other flame processes. *NOTE: will work with A.L.C. cutting attachments and A.L.C. welding tips.*

Cutting Capacity: 1/2" with supplied tip; up to 8" with optional tips [See pgs. 62-65]

Welding Capacity: 1/4" with supplied tips; up to 1 1/2" with optional tips [See pgs. 67, 68]

Heating Tips: [See pgs. 69, 70, 71]

ROUGHNECK HEAVY DUTY	WELDING HANDLE	CUTTING ATTACHMENT	CUTTING TIP	WELD/BRAZE TIPS	HEATING TIP	OXYGEN* REGULATOR 5-125 PSIG	ACETYLENE* REGULATOR 2-15 PSIG	ACCESSORIES
----------------------	----------------	--------------------	-------------	-----------------	-------------	------------------------------	--------------------------------	-------------

PART# KX98 UPC# 86002	98L9	CA98A	144-1	TYPE 98 -1, -3, -5	TYPE 911 8	RV8010 CGA540	RV8011 CGA510	TWIN HOSE 25' 1/4" "B" GOGGLES & LIGHTER
PART# KX98-4 UPC# 86008	98L9	CA98A	144-1	TYPE 98 -1, -3, -5	TYPE 911 8	RV8010 CGA540	RV8011 CGA510	NO ACCESSORIES

ROUGHNECK A.L.C. HEAVY DUTY	WELDING HANDLE	CUTTING ATTACHMENT	CUTTING TIP	WELD/BRAZE TIPS	HEATING TIP	OXYGEN* REGULATOR 5-125 PSIG	ACETYLENE* REGULATOR 2-15 PSIG	ACCESSORIES
-----------------------------	----------------	--------------------	-------------	-----------------	-------------	------------------------------	--------------------------------	-------------

PART# OPH1-730 UPC# 86400	WH730	CA730	144-1	TYPE 730 -1, -3, -5	TYPE 73 8	RV8010 CGA540	RV8011 CGA510	TWIN HOSE 25' 1/4" "B" GOGGLES & LIGHTER
PART# OPH1-730-4 UPC# 86401	WH730	CA730	144-1	TYPE 730 -1, -3, -5	TYPE 73 8	RV8010 CGA540	RV8011 CGA510	NO ACCESSORIES

ROUGHNECK AND ROUGHNECK A.L.C. OUTFITS AVAILABLE WITH CGA300 ACETYLENE REGULATORS - ORDER BY ADDING (-1) TO END OF PART#

*Dual scale gauges and other regulator connections available upon request. [See pgs. 97, 98]



KV98A

FABRICATOR HEAVY DUTY



The Uniweld Fabricator is a basic heavy duty Oxyacetylene outfit for cutting, welding, brazing & heating.

CA98A CUTTING ATTACHMENT with silver brazed triangular tube construction and **tip mix technology** for maximum safety.

RV or RUH83 SERIES REGULATORS with large, easy to read single scale 2½" gauges.

98L9 WELDING HANDLE can be used with most fuel gases for heating and brazing or welding with acetylene.

Cutting Capacity: 8" with optional tips [See pgs. 62-65]

Welding Capacity: ½" with optional tips [See pgs. 67, 68]

Heating Tips: [See pgs. 67, 71]

FABRICATOR HEAVY DUTY	WELDING HANDLE	CUTTING ATTACHMENT	OXYGEN* REGULATOR 5-125 PSIG	ACETYLENE* REGULATOR 2-15 PSIG	GAUGES
PART# KV98A UPC# 86700	98L9	CA98A	RV8010 CGA540	RV8011 CGA510	2½"
PART# KR98A UPC# 86800	98L9	CA98A	RUH8310 CGA540	RUH8311 CGA510	2½"

FABRICATOR OUTFITS AVAILABLE WITH CGA300 ACETYLENE REGULATORS - ORDER BY ADDING (-1) TO END OF PART#

*Dual scale gauges and other regulator connections available upon request. [See pgs. 97, 98]

PROFESSIONAL



The Uniweld Professional is a basic heavy duty Oxyacetylene cutting outfit.

CUTTING TORCH with precision machined forged brass head and body. 50A (bottom rear lever) or 54A (bottom middle lever).

Three tube triangular construction and **tip mix technology** for maximum safety. For acetylene and most fuel gases 3 PSIG and above with proper tip.

RV or RUH83 SERIES REGULATORS with single scale 2½" gauges.



KV50A-21

Cutting Capacity: up to 12" with proper tip [See pgs. 62-65]

PROFESSIONAL HEAVY DUTY	HAND CUTTING TORCH	OXYGEN* REGULATOR 5-125 PSIG	ACETYLENE* REGULATOR 2-15 PSIG	GAUGES	PROFESSIONAL HEAVY DUTY	HAND CUTTING TORCH	OXYGEN* REGULATOR 5-125 PSIG	ACETYLENE* REGULATOR 2-15 PSIG	GAUGES
PART# KV50A-21 UPC# 86200	50A-21 90°	RV8010 CGA540	RV8011 CGA510	2½"	PART# KR50A-21 UPC# 86600	50A-21 90°	RUH8310 CGA540	RUH8311 CGA510	2½"
PART# KV54A-21 UPC# 86300	54A-21 90°	RV8010 CGA540	RV8011 CGA510	2½"	PART# KR54A-21 UPC# 86500	54A-21 90°	RUH8310 CGA540	RUH8311 CGA510	2½"

PROFESSIONAL OUTFITS AVAILABLE WITH CGA300 ACETYLENE REGULATORS - ORDER BY ADDING (-1) TO END OF PART#

*Dual scale gauges and other regulator connections available upon request. [See pgs. 97, 98]



OUTFITS CUTTING & WELDING

STYLE

ALL-AMERICAN HEAVY DUTY



The Uniweld heavy duty All-American is a tip mix Oxyacetylene outfit for cutting, brazing and welding.

CA98A CUTTING ATTACHMENT with silver brazed triangular tube construction and **tip mix technology** for maximum safety. Used for most industrial and commercial applications.

RV SERIES REGULATORS with large, single scale 2 1/2" gauges and stainless steel diaphragm.

98L9 WELDING HANDLE with separate two tube silver brazed construction and ribbed handle that's vented for safety.



KAV98A

Cutting Capacity: 1/2" with supplied tip; up to 8" with optional tips [See pgs. 62-65]

Welding Capacity: 1/8" with supplied tip; up to 1 1/2" with optional tips [See pgs. 67, 68]

Heating Tips: [See pgs. 67, 71]

ALL-AMERICAN HEAVY DUTY	WELDING HANDLE	CUTTING ATTACHMENT	CUTTING TIP	WELD/BRAZE TIP	OXYGEN* REGULATOR 5-125 PSIG	ACETYLENE* REGULATOR 2-15 PSIG	ACCESSORIES
PART# KAV98A UPC# 86004	98L9	CA98A	144-1	TYPE 98 3	RV8010 CGA540	RV8011 CGA510	TWIN HOSE 20' 1/4" "B" GOGGLES, LIGHTER
PART# KAV98A-4 UPC# 86006	98L9	CA98A	144-1	TYPE 98 3	RV8010 CGA540	RV8011 CGA510	NO ACCESSORIES

ALL-AMERICAN HEAVY DUTY



The Uniweld heavy duty All-American is a tip mix Oxyacetylene outfit for cutting, brazing and welding.

CA98A CUTTING ATTACHMENT with silver brazed triangular tube construction and **tip mix technology** for maximum safety. Used for most industrial and commercial applications.

RUH83 SERIES REGULATORS with tri-layered reinforced diaphragm and single scale 2 1/2" gauges.

98L9 WELDING HANDLE with separate two tube silver brazed construction and ribbed handle that's vented for safety.



KAR98A

Cutting Capacity: 1/2" with supplied tip; up to 8" with optional tips [See pgs. 62-65]

Welding Capacity: 1/8" with supplied tip; up to 1 1/2" with optional tips [See pgs. 67, 68]

Heating Tips: [See pgs. 67, 71]

ALL-AMERICAN HEAVY DUTY	WELDING HANDLE	CUTTING ATTACHMENT	CUTTING TIP	WELD/BRAZE TIP	OXYGEN* REGULATOR 5-125 PSIG	ACETYLENE* REGULATOR 2-15 PSIG	ACCESSORIES
PART# KAR98A UPC# 87100	98L9	CA98A	144-1	TYPE 98 3	RUH8310 CGA540	RUH8311 CGA510	TWIN HOSE 20' 1/4" "B" GOGGLES, LIGHTER
PART# KAR98A-4 UPC# 87102	98L9	CA98A	144-1	TYPE 98 3	RUH8310 CGA540	RUH8311 CGA510	NO ACCESSORIES

ALL-AMERICAN OUTFITS AVAILABLE WITH CGA300 ACETYLENE REGULATORS - ORDER BY ADDING (-1) TO END OF PART#

*Dual scale gauges and other regulator connections available upon request. [See pgs. 97, 98]



MADE IN U.S.A.

ALL-TRADES MEDIUM DUTY

The Uniweld All-Trades medium duty tip mix outfit is used for cutting, brazing, heating and welding.

- CA370 CUTTING ATTACHMENT with silver brazed triangular tube construction and **tip mix technology** for maximum safety.
- RUH82 SERIES REGULATORS with tri-layered reinforced diaphragm and single scale 2" gauges.
- WH370 WELDING HANDLE has O-ring sealed tube within a tube design and secure grip, ribbed brass handle.

Cutting Capacity: 1/2" with supplied tip; up to 6" with optional tips [See pgs. 62-65]
 Brazing Capacity: 1/4" with supplied tips; up to 3/4" with optional tips [See pg. 67]
 Heating Tips: [See pg. 69]

ALL-TRADES A.L.C. MEDIUM DUTY

The Uniweld medium duty All-Trades A.L.C. Style outfit is used for cutting, brazing, heating and welding applications.

- CA330 CUTTING ATTACHMENT is compact (8.5") and durable. Silver brazed three tube-in line construction for strength and **tip mix technology** for maximum safety. *NOTE: will work with A.L.C. handles.*
- RUH82 SERIES REGULATORS with tri-layered reinforced diaphragm and single scale 2" gauges.
- WH330 WELDING HANDLE with tube within a tube design and four O-ring seals for safety and easy service. *NOTE: will work with A.L.C. cutting attachments and A.L.C. welding tips.*

Cutting Capacity: 1/2" with supplied tip; up to 6" with optional tips [See pgs. 62-65]
 Brazing Capacity: 1/4" with supplied tips; up to 3/4" with optional tips [See pg. 68]
 Heating Tips: [See pg. 69]

ALL-TRADES MEDIUM DUTY	WELDING HANDLE	CUTTING ATTACHMENT	CUTTING TIP	WELD/BRAZE TIPS	HEATING TIP	OXYGEN* REGULATOR 5-125 PSIG	ACETYLENE* REGULATOR 2-15 PSIG	ACCESSORIES
PART# KH370 UPC# 87002	WH370	CA370	144-1	TYPE 370 -1, -3, -5	TYPE 37 7	RUH8210 CGA540	RUH8211 CGA510	TWIN HOSE 20' 3/16" "B" GOGGLES, LIGHTER
PART# KH370-4 UPC# 87008	WH370	CA370	144-1	TYPE 370 -1, -3, -5	TYPE 37 7	RUH8210 CGA540	RUH8211 CGA510	NO ACCESSORIES
ALL-TRADES A.L.C. MEDIUM DUTY	WELDING HANDLE	CUTTING ATTACHMENT	CUTTING TIP	WELD/BRAZE TIPS	HEATING TIP	OXYGEN* REGULATOR 5-125 PSIG	ACETYLENE* REGULATOR 2-15 PSIG	ACCESSORIES
PART# OPH5-330 UPC# 87200	WH330	CA330	144-1	TYPE 330 -2, -3, -5	TYPE 33 5	RUH8210 CGA540	RUH8211 CGA510	TWIN HOSE 20' 3/16" "B" GOGGLES, LIGHTER
PART# OPH5-330-4 UPC# 87201	WH330	CA330	144-1	TYPE 330 -2, -3, -5	TYPE 33 5	RUH8210 CGA540	RUH8211 CGA510	NO ACCESSORIES

ALL-TRADES OUTFITS AVAILABLE WITH CGA300 ACETYLENE REGULATORS
 - ORDER BY ADDING (-1) TO END OF PART#

*Dual scale gauges and other regulator connections available upon request. [See pgs. 97, 98]



OUTFITS CUTTING & WELDING



KR370

ALL-AMERICAN MEDIUM DUTY



The Uniweld All-American medium duty Oxyacetylene outfit is used for cutting, welding & brazing.

CA370 CUTTING ATTACHMENT with triangular tube construction and **tip mix technology**.

RUH82 SERIES REGULATORS with a tri-layered reinforced diaphragm and single scale 2" gauges.

WH370 WELDING HANDLE has an O-ring sealed tube within a tube design and secure grip, ribbed brass handle.

Cutting Capacity: 1/2" with supplied tip; up to 6" with optional tips [See pgs. 62-65]

Welding Capacity: 1/8" with supplied tip; up to 3/4" with optional tips [See pgs. 67, 69]

Heating Tips: [See pgs. 67, 69]

ALL-AMERICAN MEDIUM DUTY	WELDING HANDLE	CUTTING ATTACHMENT	CUTTING TIP	WELD/BRAZE TIP	OXYGEN* REGULATOR 5-125 PSIG	ACETYLENE* REGULATOR 2-15 PSIG	ACCESSORIES
PART# KR370 UPC# 87004	WH370	CA370	144-1	TYPE 370 3	RUH8210 CGA540	RUH8211 CGA510	TWIN HOSE 20' 3/16" "B" GOGGLES, LIGHTER
PART# KR370-4 UPC# 87006	WH370	CA350	144-1	TYPE 370 3	RUH8210 CGA540	RUH8211 CGA510	NO ACCESSORIES

ALL-AMERICAN II MEDIUM DUTY




The Uniweld All-American II is a medium duty Oxyacetylene outfit for cutting, welding & brazing.

CA370 CUTTING ATTACHMENT features triangular tube construction and **tip mix technology** for maximum safety. Capable of cutting up to 6".*

MR SERIES REGULATORS with cartridge type seat assembly and single scale 2" gauges.

WH370 WELDING HANDLE has an O-ring sealed tube within a tube design and secure grip, ribbed brass handle.



KM370

*Cutting Capacity: 1/2" with supplied tip; up to 6" with optional tips [See pgs. 62-65]

Welding Capacity: 1/8" with supplied tip; up to 3/4" with optional tips [See pgs. 67, 69]

Heating Tips: [See pgs. 67, 69]

ALL-AMERICAN MEDIUM DUTY	WELDING HANDLE	CUTTING ATTACHMENT	CUTTING TIP	WELD/BRAZE TIP	OXYGEN* REGULATOR 5-80 PSIG	ACETYLENE* REGULATOR 2-15 PSIG	ACCESSORIES
PART# KM370 UPC# 88000	WH370	CA370	144-1	TYPE 370 3	MR8210 CGA540	MR8211 CGA510	TWIN HOSE 20' 3/16" "B" GOGGLES, LIGHTER
PART# KM370-4 UPC# 88002	WH370	CA370	144-1	TYPE 370 3	MR8210 CGA540	MR8211 CGA510	NO ACCESSORIES


ALL-AMERICAN AND ALL-AMERICAN II OUTFITS AVAILABLE WITH CGA300 ACETYLENE REGULATORS - ORDER BY ADDING (-1) TO END OF PART#.

*Dual scale gauges and other regulator connections available upon request. [See pgs. 97, 98]

THE WURKS®-A MEDIUM DUTY

The Uniweld Wurks®-A is an easy-to-operate, 12 piece, all-purpose outfit for cutting, welding and brazing that's packed in its own rugged Wurks Box with a compartmented accessory tray.

- CA370 CUTTING ATTACHMENT with triangular tube construction & **tip mix technology**, can be used with oxyacetylene & most fuel gases 3 PSIG and above.
- MR SERIES REGULATORS Single scale 2" gauges.
- WH370 WELDING HANDLE has O-Ring sealed tube within a tube design & secure grip, ribbed brass handle.



MADE IN U.S.A.



WURKS-A

Cutting Capacity: 1/2" with supplied tip; up to 6" with optional tips [See pgs.62-65]

Welding Capacity: 1/8" with supplied tip; up to 3/4" with optional tips [See pgs.67,69]

Heating Tips: [See pgs.67-69]

Use the Wurks-A for:

- Cutting most Steels
- Auto, Truck and Trailer Repair
- Plumbing and General Home Maintenance
- Building Metal Workstands
- Creating Metal Artwork
- Heating Metal Bars and Pipes for Bending
- Removing Rusty Nuts from Rusty Bolts
- Repairing Garden and Farm Tools

WURKS-A OUTFITS AVAILABLE WITH CGA300 ACETYLENE REGULATORS - ORDER BY ADDING (-1) TO END OF PART#

THE WURKS-A MEDIUM DUTY	WELDING HANDLE	CUTTING ATTACHMENT	CUTTING TIP	WELD/BRAZE TIP 5-80 PSIG	OXYGEN* REGULATOR 2-15 PSIG	ACETYLENE* REGULATOR	TOOLBOX W/TRAY	ACCESSORIES†
PART# WURKS-A UPC# 88004	WH370	CA370	144-1	TYPE 370 3	MR8210 CGA540	MR8211 CGA510	CC60 BLACK PLASTIC	12.5' TWIN HOSE 3/16" "B"

†ACCESSORIES INCLUDE: FLIP-UP GOGGLES, SHADE #5 [Pg. 107], FLINT LIGHTER [Pg. 107], TIP CLEANER SET [Pg. 108], LEATHER WELDING GLOVES [Pg. 107]

SCRAPPER™ HEAVY DUTY

As scrap steel prices continue to rise across the country, preparing steel for the scrap yard has become a primary concern in the metal working industry.

This task has become easier with the introduction of the Uniweld Scrapper outfit. Starting with a 21" long 50A-21 "tip mix" hand cutting torch and 2 cutting tips, utilizing the safest gas mixing system developed, that keeps you back and away from the heat zone and... following up with two heavy duty single stage RV series regulators with stainless steel diaphragms, the Scrapper provides you with a safe and efficient money-making method of cutting scrap metal.



SCRAPPER HEAVY DUTY	CUTTING HAND TORCH	CUTTING TIPS	OXYGEN* REGULATOR 5-125 PSIG	ACETYLENE* REGULATOR 2-40 PSIG	ACCESSORIES
PART# KV50AS-21 UPC# 86205	50A-21	164-1 164-3	RV8010 CGA540	RV8011 CGA510	TCS TIP CLEANER, TWIN HOSE 18' 1/4" "B" SHADE #5 GOGGLES, LIGHTER

SCRAPPER HEAVY DUTY PROPANE	CUTTING HAND TORCH	CUTTING TIPS	OXYGEN* REGULATOR 5-125 PSIG	ACETYLENE* REGULATOR 2-40 PSIG	ACCESSORIES
PART# KV50ASP-21 UPC# 86207	50A-21	229-1 229-3	RV8010 CGA540	RV8012 CGA510	TCP TIP CLEANER, GRADE "T" TWIN HOSE 18' 1/4" "B" SHADE #5 GOGGLES, LIGHTER



MADE IN U.S.A.

SCRAPPER OUTFITS AVAILABLE WITH CGA300 ACETYLENE REGULATORS
ORDER BY ADDING (-1) TO END OF PART#

*Dual scale gauges and other regulator connections available upon request. [See pgs. 97, 98]



OUTFITS CUTTING & WELDING



ROLLIN' ROUGHNECK ULTRA HEAVY DUTY

The Uniweld Rollin' Roughneck is the roughest, toughest, most complete portable heavy duty oxyacetylene welding and cutting system you'll ever find.

CA98A CUTTING ATTACHMENT with sturdy triangular tube construction and **tip mix technology** is the most reliable and **SAFEST CHOICE** for cutting applications.

RV SERIES REGULATORS have single scale 2½" gauges, stainless steel diaphragms & accessibility to the seat from the rear.

98L9 WELDING HANDLE can be used with oxyacetylene and most fuel gases for heating and brazing or welding with acetylene.

Cutting Capacity: ½" with supplied tip; up to 8" with optional tips [See pgs. 62-65]

Welding Capacity: ¼" with supplied tips; up to 3" with optional tips [See pg. 67]

Heating Tips: [See pgs. 67, 70, 71] Dimensions: 35¼" W • 28" D • 61" H

Weight: 95 LBS (without cylinders).



Part# 509
[cart only]
UPC# 30016

Part# 509FW
[cart only with
built-in firewall]
UPC# 30019

86050



MADE IN U.S.A.


ROLLIN' ROUGHNECK HEAVY DUTY	WELDING HANDLE	CUTTING ATTACHMENT	CUTTING TIP	WELD/BRAZE TIPS	HEATING TIP	OXYGEN* REGULATOR 5-125 PSIG	ACETYLENE* REGULATOR 2-15 PSIG	ROLLIN' ROUGHNECK CART
PART# 86050 UPC# 86050	98L9	CA98A	144-1	TYPE 98 -1, -3, -5	TYPE 911 8	RV8010 CGA540	RV8011 CGA510	509 W/O CYLINDERS
PART# 86051 UPC# 86051	98L9	CA98A	144-1	TYPE 98 -1, -3, -5	TYPE 911 8	RV8010 CGA540	RV8011 CGA510	509FW† W/O CYLINDERS

ROLLIN' ROUGHNECK INCLUDES: 25' TWIN HOSE, 1/4" "B" FITTINGS [Pg. 105], FLIP-UP GOGGLES, SHADE #5 [Pg. 107], FLINT LIGHTER [Pg. 107], TORCH FLASHBACK ARRESTORS [Pg. 106] INSTALLED AND 18" STAINLESS STEEL PIGTAIL ASSEMBLY. † 509FW COMES WITH BUILT-IN FIREWALL

DA BOX® ULTRA HEAVY DUTY

The Uniweld Da Box® is the perfect outfit to mount on your truck for maximum mobility and security. Includes A-Style Roughneck outfit, locking latch, heavy gauge steel construction and welded carry handle. Add the desired optional braided stainless steel hose pigtails (at right) to complete the Da Box® Outfit.

Part# DA BOX
[cabinet only]
UPC# 30017
Accepts all
Uniweld
Roughneck
Outfits



MADE IN U.S.A.

DABOX-A

PIGTAILS

PART#	UPC#	LENGTH	DESCRIPTION
PT300-24	43601	24"	Flexible Stainless Steel Pigtail Assemblies with Brass Fittings CGA300 Acetylene
PT300-36	43602	36"	
PT300-48	43603	48"	
PT510-24	43621	24"	Flexible Stainless Steel Pigtail Assemblies with Brass Fittings CGA510 Acetylene or Propane
PT510-36	43622	36"	
PT510-48	43623	48"	
PT540-24	43631	24"	Flexible Stainless Steel Pigtail Assemblies with Brass Fittings CGA540, Oxygen, 3000 PSIG
PT540-36	43632	36"	
PT540-48	43633	48"	

ADDITIONAL PIGTAILS AVAILABLE ON REQUEST

Dimensions: 23" W • 10" D • 20" H

Weight: 39 LBS (empty).

DA BOX® HEAVY DUTY OUTFIT	WELDING HANDLE	CUTTING ATTACHMENT	CUTTING TIP	WELD/BRAZE TIPS	HEATING TIP	OXYGEN* REGULATOR 5-125 PSIG	ACETYLENE* REGULATOR 2-15 PSIG	DA BOX BOX
PART# DABOX-A UPC# 86250	98L9	CA98A	144-1	TYPE 98 -1, -3, -5	TYPE 911 8	RV8010 CGA540	RV8011 CGA510	DA BOX

DA BOX-A INCLUDES: 25' TWIN HOSE, 1/4" "B" FITTINGS [Pg. 105], FLIP-UP GOGGLES, SHADE #5 [Pg. 107], FLINT LIGHTER [Pg. 107], CGA510 POL to CGA300 CA ADAPTOR [Pg. 97], REGULATOR FLASHBACK ARRESTOR INSTALLED [Pg. 106]

*Dual scale gauges and other regulator connections available upon request. [See pgs. 97, 98]

CA98A TIP MIX

FORGED BRASS HEAD

STAINLESS STEEL
BALL POINT VALVE WITH
TEFLON® PACKING

HAND TIGHT NUT
WITH TWO
O-RING SEALS

RIGID THREE TUBE
TRIANGULAR, SILVER
BRAZED CONSTRUCTION

PUSHROD TYPE CUTTING
OXYGEN VALVE THAT'S EASY
TO ADJUST AND REPAIR

FORGED BRASS
CUTTING LEVER


A-STYLE TIP SEATING AREA
3 TAPERED SEATS

HEAD
ANGLES



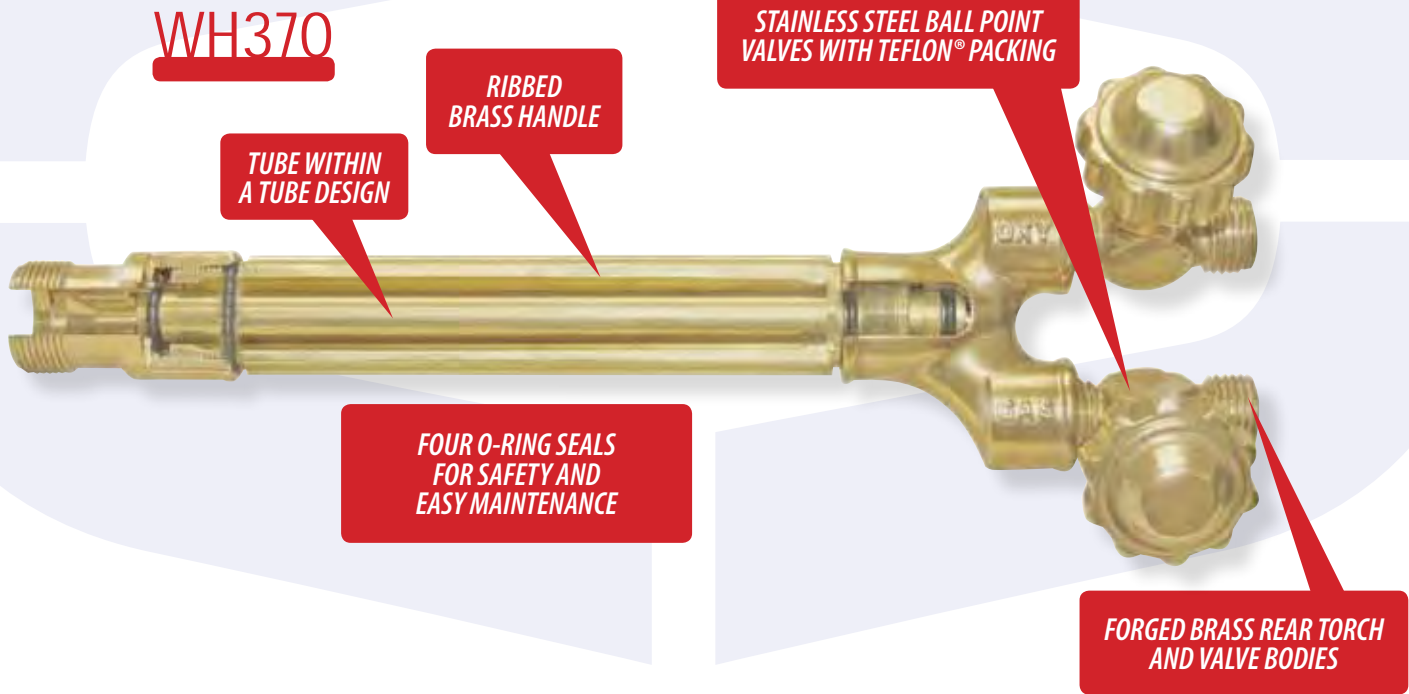
TIPMIX A-STYLE

A.I.C.



PART# UPC#	CA98A 02551	CA98 02550	CA370 02150	CA371 02151	CA100 02700	CA730 02250	CA731 02251	CA330 02050	CA331 02051
LENGTH	10"	10"	8 ³ / ₄ "	8 ³ / ₄ "	7"	11 ¹ / ₄ "	11 ¹ / ₄ "	8 ¹ / ₂ "	8 ¹ / ₂ "
WEIGHT	26 OZ.	26 OZ.	25 OZ.	25 OZ.	10.8 OZ.	28.5 OZ.	28.5 OZ.	18 OZ.	18 OZ.
HEAD ANGLE	90°	75°	90°	75°	90°	90°	75°	90°	75°
CUTTING CAPACITY*	8"	8"	6"	6"	2"	8"	8"	6"	6"
TIP STYLE*	A	A	A	A	CT100	A	A	A	A
COMPATIBLE WELDING HANDLES	98L9 98L11	98L9 98L11	WH370	WH370	WH550 WH250 71	WH730	WH730	WH330	WH330

*SEE PAGES 62-66 FOR A-STYLE CUTTING TIPS
AND SPECIAL PURPOSE TIP SELECTION



A-STYLE

A-STYLE



A-STYLE



V-STYLE



A.I.C.



A.I.C.



PART#	98L9**	98L11**	WH370	71**	WH730	WH330
UPC#	00500	00501	00200	00300	00400	00050
LENGTH	9"	11"	8 ³ / ₄ "	6"	8 ³ / ₄ "	8"
WEIGHT	18 OZ.	21 OZ.	20 OZ.	8 OZ.	18.5 OZ.	13.5 OZ.
HOSE CONNECTION	"B" 9/16"-18			"A" 3/8"-24 THREAD	"B" 9/16"-18	
WELDING CAPACITY*	1 ¹ / ₄ "	1 ¹ / ₄ "	1 ¹ / ₄ "	1/4"	1 ¹ / ₄ "	1 ¹ / ₄ "

COMPATIBLE CUTTING ATTACHMENTS	CA98A(90°) CA98(75°)	CA98A(90°) CA98(75°)	CA370(90°) CA371(75°)	CA550(90°) CA250(90°) CA100(90°)	CA730(90°) CA731(75°)	CA330(90°) CA331(75°)
---------------------------------------	-------------------------	-------------------------	--------------------------	--	--------------------------	--------------------------

** HAS TWO SILVER BRAZED TUBES INSIDE A VENTED BRASS HANDLE
 *SEE PAGES 67-71 FOR WELDING, BRAZING, HEATING TIPS and MIXER INFORMATION.



TORCHES MACHINE CUTTING

STYLE


64 SERIES TIP MIX

PRECISION
REAMED
SEATS

HEAVY DUTY BRASS
STANDARD 1-3/8" BARREL

FOUR POSITION RACK
ADJUSTMENT 90° APART

QUICK
OPENING
VALVE



64-TRL

STAINLESS STEEL BALL
POINT PREHEAT VALVES

64 SERIES FOR MOST FUEL GASES

PART# UPC#	64-6 04702	64 04705	64-6R 04705	64-R 04705
BARREL LENGTH	6"	10"	6"	10"
TWO HOSE W/LEVER ACTION OXYGEN CUTTING VALVE	YES	YES	YES	YES
CUTTING CAPACITY*	8"	8"	8"	8"
INCLUDES RACK	NO	NO	YES	YES

PART# UPC#	64-T 04702	64-TL 04705	64-6TR 04705	64-TR 04705	64-TRL 04710
BARREL LENGTH	6"	10"	6"	10"	18"
THREE HOSE WITH QUICK OPENING OXYGEN VALVE	YES	YES	YES	YES	YES
CUTTING CAPACITY*	15"	15"	15"	15"	15"
INCLUDES RACK	NO	NO	YES	YES	YES

TRAKUTTER™ OXY/FUEL

UCM200T | UCM200
UCM220T | UCM220
TRACKS INCLUDED | TRACKS NOT INCLUDED

The Uniweld TRAKUTTER is a portable track-style machine that can operate on its own track for precision straight line cutting.

CUTTING MACHINE with 32 pitch pinion torch holder designed for 1 3/8" (35mm) barrel diameter. Fits Uniweld machine torches; Series 63, 64 and 68

- Power: AC110V or 220V, 50/60 Hz
- Large adjustment knobs and wing nuts for lock-down
- 3' manifold to torch twin hose and two hose manifold block
- Additional hoses required Torch not included
- Speed Range: 6" (150mm) per/min to 31" (800mm) per/min.
- Racking distance up to 8" from the machine body
- Single cone speed changer; variable speed in both forward and reverse.
- 6 ft. of Track included with UCM200T and UCM220T.
- 16" power cord



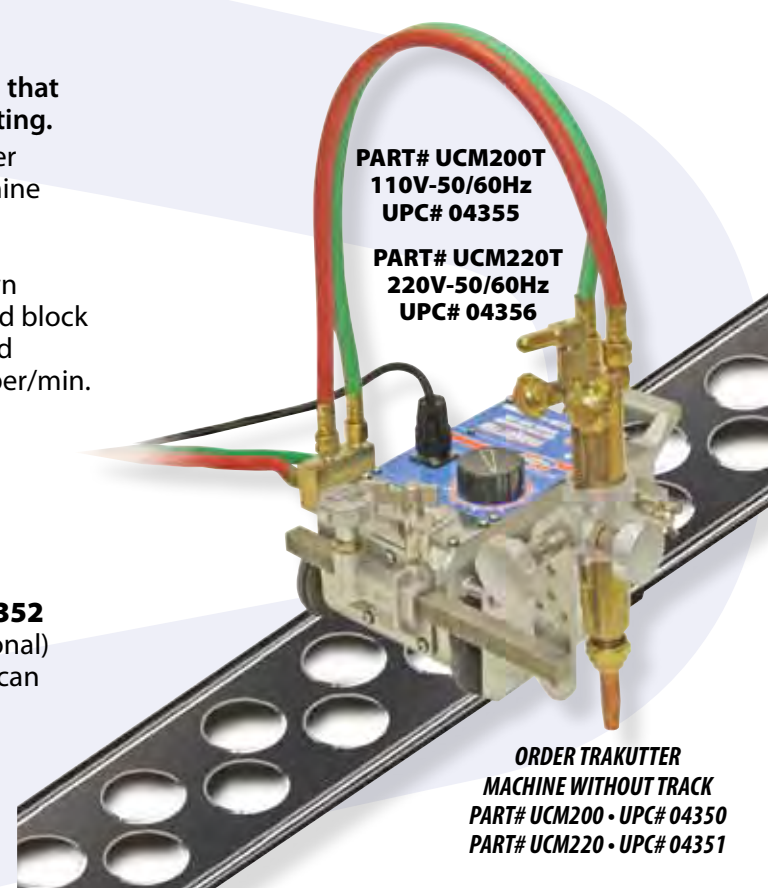
OPTIONAL TRACK SECTION

PART# CMTR3X2 UPC# 04352

3' Track sections (set of 2; optional) for line cutting. Track sections can be securely interlocked for added length.

*SEE PAGES 62-66 FOR ALL GASES CUTTING TIPS.

61



PART# UCM200T
110V-50/60Hz
UPC# 04355

PART# UCM220T
220V-50/60Hz
UPC# 04356

ORDER TRAKUTTER
MACHINE WITHOUT TRACK
PART# UCM200 - UPC# 04350
PART# UCM220 - UPC# 04351



ACETYLENE

USE WITH SERIES			APPLICATION
CUTTING ATTACHMENT	HAND CUTTING TORCHES	MACHINE CUTTING TORCHES	
CA98, CA730 CA370, CA330	30, 50, 54 & 56	64 SERIES	GENERAL PURPOSE HAND CUTTING MACHINE CUTTING



144 [ONE PIECE]
CLA802

TIP SERIES		ONE PIECE				
PART #	CUT METAL THICKNESS	CUT OXY DRILL SIZE	CUTTING OXYGEN		ACETYLENE PSIG	SPEED I.P.M.
			PSIG	SCFH		
144-00	1/8"	68	25/30	30	2	21/24
144-0	1/4"	62	25/30	60	2	20/23
144-1	3/8"	56	25/30	85	3	18/21
144-2	3/4"	54	35/40	130	3	14/17
144-3	1 1/2"	52	45/50	190	3	11/14
144-4	2 1/2"	49	55/60	200	3	9/12
144-5	3"	45	55/60	310	4	7/10
144-6	5" - 7"	41	55/60	490	5	5/6
144-8	8"	30	65/70	550	5	4/5

TECH TIP
A damaged seating surface on either the tip or the head can create a dangerous condition, resulting in a backfire or flashback. This may damage the cutting torch. If the seating surface of a tip becomes damaged, DO NOT use it. Discard the damaged tip.

USE WITH SERIES			APPLICATION
CUTTING ATTACHMENT	HAND CUTTING TORCHES	MACHINE CUTTING TORCHES	
CA98, CA730 CA370, CA330	30, 50, 54 & 56	64 SERIES	GENERAL PURPOSE CUTTING FOR RUSTED AND PAINTED SURFACES



164 [ONE PIECE]
CLA803

TIP SERIES		ONE PIECE				
PART #	CUT METAL THICKNESS	CUT OXY DRILL SIZE	CUTTING OXYGEN		ACETYLENE PSIG	SPEED I.P.M.
			PSIG	SCFH		
164-00	1/8"	68	20/25	30	5	28/32
164-0	5/16"	62	20/25	60	5	25/30
164-1	1/2"	56	25/30	85	5	24/28
164-2	1"	54	30/40	130	8	17/20
164-3	1 3/4"	52	40/50	190	8	12/17
164-4	2 1/2"	49	45/55	200	10	10/13
164-5	4"	45	45/60	310	10	9/12
164-6	6"	41	50/70	490	12	7/9
164-7	8"	34	55/85	520	15	5/6
164-8	10"	30	55/95	550	15	3/5
164-9	12"	26	65/95	650	15	2/4
164-10	13"	18	70/100	715	15	1/3

USE WITH SERIES			APPLICATION
CUTTING ATTACHMENT	HAND CUTTING TORCHES	MACHINE CUTTING TORCHES	
CA98, CA730 CA370, CA330	30, 50, 54 & 56	64 SERIES	CUTTING CLEAN PLATE CLOSE CIRCLE PREHEAT PATTERN



138 [ONE PIECE]

TIP SERIES		ONE PIECE				
PART #	CUT METAL THICKNESS	CUT OXY DRILL SIZE	CUTTING OXYGEN		ACETYLENE PSIG	SPEED I.P.M.
			PSIG	SCFH		
138-00	1/8"	68	25/30	30	3	20/23
138-0	1/4"	62	25/30	54	3	18/22
138-1	3/8"	56	35/40	80	3	18/20
138-2	3/4" - 1"	54	45/50	140	3	13/15
138-3	1 1/2" - 2"	52	45/50	190	3	10/13
138-4	2 1/2"	49	45/50	260	3	8/10

TECH TIP
The ideal cut is a narrow gap with a sharp edge on either side of the workpiece. Overheating the workpiece and thus melting through it, causes a rounded edge.

NOTE: TO ORDER TIP ON DISPLAY CARD, ADD (-D) TO PART NUMBER.



TIPS CUTTING

STYLE

ACETYLENE

USE WITH SERIES			APPLICATION
CUTTING ATTACHMENT	HAND CUTTING TORCHES	MACHINE CUTTING TORCHES	
CA98, CA730 CA370, CA330	30, 50, 54 & 56	N/A	GROOVING GOUGING REMOVING WELD METAL TIP BENT 20°



183 [ONE PIECE]

TIP SERIES		ONE PIECE	
PART #	DEPTH	CUTTING OXYGEN PSIG	ACETYLENE PSIG
183-6	1/8" - 1/4"	50/65	3
183-8	1/4" - 3/8"	65/85	5
183-10	3/8" - 1/2"	84/100	7
183-12	7/16" - 5/8"	90/110	9

TECH TIP
In oxyacetylene gouging, equal quantities of oxygen and acetylene are used to set a near-neutral preheating flame. When the preheating flame and oxygen jet are correctly set, the gouge has a uniform profile and its surfaces are smooth.

USE WITH SERIES			APPLICATION
CUTTING ATTACHMENT	HAND CUTTING TORCHES	MACHINE CUTTING TORCHES	
CA98, CA730 CA370, CA330	30, 50, 54 & 56	64 SERIES	HAND CUTTING RIVET HEADS OR MACHINE CUTTING 45° BEVELS




195 [ONE PIECE]

TIP SERIES		ONE PIECE			
PART #	CUT METAL THICKNESS	CUT OXY DRILL SIZE	CUTTING OXYGEN PSIG	ACETYLENE PSIG	SPEED I.P.M.
195-1	3/8"	56	30/35	3/5	20/24
195-2	1/2"	54	35/40	3/7	14/18
195-3	3/4"	52	40/45	5/10	12/15

TECH TIP
Rivet washing tips use a low-velocity cutting oxygen stream to blow rivets through a plate without damaging it. Burn the rivet heads off by placing the tip perpendicular to the rivet and NOT by trying to cut the rivet head off from the side as you will likely score and damage the base steel material. After removal of the rivet head, the rivet shank needs to be removed by mechanical means only.

USE WITH SERIES			APPLICATION
CUTTING ATTACHMENT	HAND CUTTING TORCHES	MACHINE CUTTING TORCHES	
CA100	N/A	N/A	GENERAL PURPOSE CUTTING



CT100 [ONE PIECE]

TIP SERIES		ONE PIECE				
PART #	CUT METAL THICKNESS	CUT OXY DRILL SIZE	CUTTING OXYGEN PSIG	SCFH	ACETYLENE PSIG	SPEED I.P.M.
CT100-00	1/4"	67	20/25	30/35	5	20/23
CT100-0	1/2"	60	20/25	40/60	5	16/19
CT100-1	3/4"	56	30/35	80/85	5	14/17
CT100-2	1 1/2"	53	35/40	140/180	7	11/14

TECH TIP
One piece tips are used with acetylene and are made from copper alloy to withstand the heat of the cutting process. The copper alloy is machined, drilled and swaged over special wires to produce exact holes for preheats and cutting oxygen bores. Tolerances must be controlled carefully to produce stable flames.



NOTE: TO ORDER TIP ON DISPLAY CARD, ADD (-D) TO PART NUMBER.

NATURAL GAS/PROPANE

USE WITH SERIES			APPLICATION
CUTTING ATTACHMENT	HAND CUTTING TORCHES	MACHINE CUTTING TORCHES	
CA98, CA730 CA370, CA330	30, 50 54 & 56	64 SERIES	GENERAL PURPOSE HAND CUTTING MACHINE CUTTING SCRAP CUTTING



229 [TWO PIECE]



TIP SERIES	TWO PIECE				
PART #	CUT METAL THICKNESS	CUT OXY DRILL SIZE	CUTTING OXYGEN PSIG	FUEL GAS PSIG	SPEED I.P.M.
229-0	1/4"	62	25/30	3/5	26/29
229-1	1/2" - 3/4"	56	30/35	3/5	17/24
229-2	1" - 1 1/2"	54	35/45	3/7	13/18
229-3	2" - 4"	52	40/45	5/10	8/15
229-4	5"	49	45/55	6/12	7/9
229-5	6"	45	45/55	7/12	6/8
229-6	7"	41	45/55	8/14	5/6
229-7	10"	34	45/55	10/15	4/5
229-8	12"	30	45/55	10/15	3/4

TECH TIP
Two-piece tips consist of an outer shell [see FIG.1 below] and a splined insert [see FIG.2 below]. The splined insert is used to eliminate the need to drill numerous preheat holes required for cooler-and slower - burning gases. Different spline configurations allow different fuel gases to burn more efficiently.

USE WITH SERIES			APPLICATION
CUTTING ATTACHMENT	HAND CUTTING TORCHES	MACHINE CUTTING TORCHES	
CA98, CA730 CA370, CA330	30, 50 54 & 56	64 SERIES	FOR GENERAL HAND CUTTING MACHINE CUTTING



263 [TWO PIECE]



TIP SERIES	TWO PIECE				
PART #	CUT METAL THICKNESS	CUT OXY DRILL SIZE	CUTTING OXYGEN PSIG	FUEL GAS PSIG	SPEED I.P.M.
263-00	1/8"	74	20/25	3/5	27/30
263-0	1/4"	60	25/30	3/5	26/29
263-1	1/2" - 3/4"	59	30/35	3/5	17/24
263-2	1" - 1 1/2"	56	30/45	3/7	13/18
263-3	2" - 4"	53	45/50	5/10	8/15
263-5	5 1/2"	45	45/55	7/12	6/8
263-7	10"	39	45/55	10/15	4/5
263-8	12"	30	45/55	10/15	3/4

FIG. 1



OUTER SHELL

FIG. 2



V-SPLINES

INSERT

3 SEAT DESIGN PROVIDES OPTIMUM SAFETY

GASES ARE MIXED BETWEEN THE SEATS

TECH TIP

For Natural Gas and Propane, V-splines make preheats more efficient. Small tips usually have small splines, and large tips use wide V-splines. These gases require a deeper recess (CUP) between the insert and the shell to better anchor the preheat flames of those slower burning gases.

NOTE: TO ORDER TIP ON DISPLAY CARD, ADD (-D) TO PART NUMBER.




TIPS CUTTING


STYLE

LIQUID AIR® FUEL GAS/MAP//Pro™/PROPYLENE

USE WITH SERIES			APPLICATION
CUTTING ATTACHMENT	HAND CUTTING TORCHES	MACHINE CUTTING TORCHES	
CA98, CA730 CA370, CA330	30, 50, 54 & 56	64 SERIES	GENERAL PURPOSE CUTTING FAST EVEN PREHEAT PATTERN




AFS [TWO PIECE]




TIP SERIES PART #	CUT METAL THICKNESS	CUT OXY DRILL SIZE	TWO PIECE CUTTING OXYGEN		FUEL GAS PSIG	SPEED I.P.M.	STANDARD SIZE
			PSIG	SCFH			
AFS-72D	1/8"	72	60/70	55/65	2/4	22/24	000
AFS-68D	1/4" - 3/8"	68	70/80	66/70	2/4	20/22	00
AFS-65D	1/2"	65	75/80	80/90	2/4	20/22	0
AFS-60D	5/8"	60	75/80	110/130	3/5	19/22	0
AFS-56D	1"	56	80/85	160	3/5	17/22	1
AFS-54D	1 1/2"	54	80/85	230	4/7	16/19	2
AFS-52D	2"	52	80/85	340	4/7	15/16	3
AFS-49D	3" - 4"	49	85/95	480	5/9	12/15	4
AFS-44D	5"	44	85/95	500	5/9	12/15	5
AFS-38D	6"	38	85/95	540	6/10	10/13	6
AFS-31D	12"	31	90/95	600	7/12	8/10	8

USE WITH SERIES			APPLICATION
CUTTING ATTACHMENT	HAND CUTTING TORCHES	MACHINE CUTTING TORCHES	
N/A	N/A	64 SERIES	HIGH SPEED MACHINE CUTTING SPECIAL CUTTING OXYGEN ORIFICE



AFH [TWO PIECE]



TIP SERIES PART #	CUT METAL THICKNESS	CUT OXY DRILL SIZE	TWO PIECE CUTTING OXYGEN		FUEL GAS PSIG	SPEED I.P.M.	STANDARD SIZE
			PSIG	SCFH			
AFH-68D	1/4" - 3/8"	68	70/80	66/70	2/4	20/22	00
AFH-65D	1/2"	65	75/80	80/90	2/4	20/22	0
AFH-60D	5/8"	60	75/80	110/130	3/5	19/22	0
AFH-56D	1"	56	80/85	160	3/5	17/22	1
AFH-54D	1 1/2"	54	80/85	230	4/7	16/19	2
AFH-52D	2"	52	80/85	340	4/7	15/16	3
AFH-49D	3" - 4"	49	85/95	480	5/9	12/15	4
AFH-44	5"	44	85/95	500	5/9	12/15	5

TECH TIP

Robotic oxy-fuel cutters sometimes use a high speed divergent nozzle. This uses an oxygen jet that opens slightly along its passage. This allows the compressed oxygen to expand as it leaves, forming a high-velocity jet that spreads less than a parallel-bore nozzle, allowing a cleaner cut. These are not used for cutting by hand since they need very accurate positioning above the work.

USE WITH SERIES			APPLICATION
CUTTING ATTACHMENT	HAND CUTTING TORCHES	MACHINE CUTTING TORCHES	
CA98, CA730 CA370, CA330	30, 50, 54 & 56	64 SERIES	GENERAL PURPOSE HAND CUTTING 8 PREHEATS



ASP [ONE PIECE]



TIP SERIES PART #	CUT METAL THICKNESS	CUT OXY DRILL SIZE	ONE PIECE CUTTING OXYGEN		FUEL GAS PSIG	SPEED I.P.M.	STANDARD SIZE
			PSIG	SCFH			
ASP-72D	1/8"	72	60/70	55/65	2/4	22/24	000
ASP-68D	1/4" - 3/8"	68	70/80	66/70	2/4	20/22	00
ASP-65D	1/2"	65	75/80	80/90	2/4	20/22	0
ASP-60D	5/8"	60	75/80	110/130	3/5	19/22	0
ASP-56D	1"	56	80/85	160	3/5	17/22	1
ASP-54D	1 1/2"	54	80/85	230	4/7	16/19	2
ASP-52D	2"	52	80/85	340	4/7	15/16	3
ASP-49D	3" - 4"	49	85/95	480	5/9	12/15	4
ASP-44	4"	44	85/95	500	5/9	12/15	5
ASP-38	6"	38	85/95	540	6/10	10/13	6
ASP-31	12"	31	90/95	600	7/12	8/10	8

NOTE: TO ORDER TIP ON DISPLAY CARD, ADD (-D) TO PART NUMBER.



TECH TIP

Acetylene cutting tips are usually manufactured with four or six preheat holes and produced to allow light, medium and heavy preheats for use with clean, dirty, or rusted plate.



They are solid copper, one piece.

Rivet-washing tips use a low-velocity cutting oxygen stream to blow rivets through a plate without damaging it. Tips also are available for gouging out welds, cutting sheet metal, and other specialized uses.

One-piece tips can also be used with propylene (MAP//Pro™). They have eight preheat holes to provide the extra heat required for these gases. However, two-piece tips generally provide the best results with MAP//Pro™ gas and propylene.

ACETYLENE

USE WITH SERIES
HAND CUTTING ATTACHMENT
MACHINE CUTTING TORCHES
CUTTING TORCHES

APPLICATION

TIP SERIES

OXWELD® ONE PIECE

PART #	CUT METAL THICKNESS	CUT OXY DRILL SIZE	CUTTING OXYGEN		ACETYLENE		SPEED I.P.M.	KERF WIDTH
			PSIG	SCFH	PSIG	SCFH		
1502-3	1/4"	68	20/25	35/45	5/7	6/8	17/25	.045
1502-4	1/2"	60	30/35	65/75	5/7	8/10	15/23	.065
1502-6	1 1/2"	53	40/45	150/170	5/7	16/20	11/16	.090
1502-8	4"	46	35/45	235/285	6/8	19/22	6/9	.105
1502-10	8"	39	55/65	545/625	6/10	30/35	3.5/5	.170
1502-12	12"	31	55/65	740/905	10/12	45/55	2.4/3	.210

OXWELD STYLE EQUIPMENT

GENERAL PURPOSE CUTTING



1502
[ONE PIECE]



TECH TIP

One-piece tips have oxygen bores that come in two configurations: a straight bore using 40 to 60 PSI for hand cutting and a divergent bore that has a tapered or flared outlet hole for use in machine cutting. The divergent-bore tips use higher outlet pressure of 70 to 100 PSI and allow for 25 percent increase in cutting speed over straight-bore tips.

USE WITH SERIES
HAND CUTTING ATTACHMENT
MACHINE CUTTING TORCHES
CUTTING TORCHES

APPLICATION

TIP SERIES

PUROX® ONE PIECE

PART #	CUT METAL THICKNESS	CUT OXY DRILL SIZE	CUTTING OXYGEN		ACETYLENE		SPEED I.P.M.	KERF WIDTH
			PSIG	SCFH	PSIG	SCFH		
4202-3	1/4"	68	20/25	38/45	5/10	8/10	28/32	.055
4202-4	1/2"	60	30/35	70/75	5/10	10/12	18/22	.065
4202-5	1 1/2"	55	45/56	168/175	5/10	16/20	11/13	.090
4202-7	4"	50	60/73	300/325	5/12	21/25	8/10	.110
4202-9	6"	43	67/73	410/460	7/12	25/28	6/8	.160
4202-11	10"	35	80/86	680/740	7/12	40/45	1/2	.190
4202-13	12"	30	75/85	800/860	7/12	48/45	1/2	.210

PUROX STYLE EQUIPMENT

GENERAL PURPOSE CUTTING



4202
[ONE PIECE]



TECH TIP

The six outer jets of a cutting tip are for oxygen and acetylene (Preheat Flames) and the central jet carries only oxygen. The preheat flames are not intended to melt the metal, but to bring it to its ignition temperature.

NOTE: TO ORDER TIP ON DISPLAY CARD, ADD (-D) TO PART NUMBER.



TIPS WELDING/HEATING

STYLE

OXYACETYLENE/HYDROGEN/MAP//Pro™/PROPANE/NAT. GAS

TIP SERIES	COMPLETE ASSEMBLY PART#	ELBOW ONLY	MIXER ONLY	ELBOW TO MIXER THREAD SPEC	WELD METAL THICKNESS	OXYGEN (PSIG)	ACETYLENE FUEL GAS (PSIG)	ACETYLENE FUEL GAS (SCFH)	USE WITH WELDING HANDLE #
------------	-------------------------	------------	------------	----------------------------	----------------------	---------------	---------------------------	---------------------------	---------------------------

APPLICATION

WELDING
HEATING
BRAZING
SOLDERING

98



TYPE98-00	TYPE98E-00	UM98	3/8"-20(M,F)	1/64"	5	5	2
TYPE98-0	TYPE98E-0	UM98	3/8"-20(M,F)	1/32"	5	5	3
TYPE98-1	TYPE98E-1	UM98	3/8"-20(M,F)	1/16"	5	5	5
TYPE98-2	TYPE98E-2	UM98	3/8"-20(M,F)	3/32"	5	5	8
TYPE98-3	TYPE98E-3	UM98	3/8"-20(M,F)	1/8"	5	5	12
TYPE98-4	TYPE98E-4	UM98	3/8"-20(M,F)	3/16"	5	5	15
TYPE98-5	TYPE98E-5	UM98	3/8"-20(M,F)	1/4"	5	5	24
TYPE98-6	TYPE98E-6	UM98	3/8"-20(M,F)	3/8"	6	6	35
TYPE98-7	TYPE98E-7	UM98	3/8"-20(M,F)	1/2"	7	7	43
TYPE98-8	TYPE98E-8	UM98	3/8"-20(M,F)	3/4"	7	7	55
TYPE98-9	TYPE98E-9	UM98	3/8"-20(M,F)	1"	7	7	63
TYPE98-10	TYPE98E-10	UM98	3/8"-20(M,F)	1 1/2"	9	9	76

98L9
98L11

TIP SERIES	COMPLETE ASSEMBLY PART#	ELBOW ONLY	MIXER ONLY	ELBOW TO MIXER THREAD SPEC	WELD METAL THICKNESS	OXYGEN (PSIG)	ACETYLENE FUEL GAS (PSIG)	ACETYLENE FUEL GAS (SCFH)	USE WITH WELDING HANDLE #
------------	-------------------------	------------	------------	----------------------------	----------------------	---------------	---------------------------	---------------------------	---------------------------

APPLICATION

WELDING
HEATING
BRAZING
SOLDERING

370




TYPE370-00	TYPE98E-00	UM370	3/8"-20(M,F)	1/64"	5	5	2
TYPE370-0	TYPE98E-0	UM370	3/8"-20(M,F)	1/32"	5	5	3
TYPE370-1	TYPE98E-1	UM370	3/8"-20(M,F)	1/16"	5	5	5
TYPE370-2	TYPE98E-2	UM370	3/8"-20(M,F)	3/32"	5	5	8
TYPE370-3	TYPE98E-3	UM370	3/8"-20(M,F)	1/8"	5	5	12
TYPE370-4	TYPE98E-4	UM370	3/8"-20(M,F)	3/16"	5	5	15
TYPE370-5	TYPE98E-5	UM370	3/8"-20(M,F)	1/4"	5	5	24
TYPE370-6	TYPE98E-6	UM370	3/8"-20(M,F)	3/8"	6	6	35
TYPE370-7	TYPE98E-7	UM370	3/8"-20(M,F)	1/2"	7	7	43
TYPE370-8	TYPE98E-8	UM370	3/8"-20(M,F)	3/4"	7	7	55
TYPE370-9	TYPE98E-9	UM370	3/8"-20(M,F)	1"	7	7	63
TYPE370-10	TYPE98E-10	UM370	3/8"-20(M,F)	1 1/2"	9	9	76

WH370

ELBOW/MIXER COMPONENTS

TYPE98E ELBOW



65°
ANGLE



UM98 MIXER

USE WITH
98L9, 98L11
HANDLES



UM370 MIXER

USE WITH
WH370
HANDLE

NOTE: These tips are to be only hand tightened to the welding torch handles. Over tightening will damage the mixer nut "O-Rings".

▽ Carefully read and understand operating instructions before using welding/heating tips.

OXYACETYLENE/HYDROGEN/MAP//Pro™/PROPANE/NAT. GAS

APPLICATION
WELDING
HEATING
BRAZING
SOLDERING

A.L.C.
STYLE
730



TIP SERIES	COMPLETE ASSEMBLY PART#	ELBOW ONLY	MIXER ONLY	ELBOW TO MIXER THREAD SPEC	WELD METAL THICKNESS	OXYGEN (PSIG)	ACETYLENE FUEL GAS (PSIG)	ACETYLENE FUEL GAS (SCFH)	USE WITH WELDING HANDLE #
TYPE730-00	TYPE98E-00	UM730		3/8"-20(M,F)	1/64"	5	5	2	WH730
TYPE730-0	TYPE98E-0	UM730		3/8"-20(M,F)	1/32"	5	5	3	
TYPE730-1	TYPE98E-1	UM730		3/8"-20(M,F)	1/16"	5	5	5	
TYPE730-2	TYPE98E-2	UM730		3/8"-20(M,F)	3/32"	5	5	8	
TYPE730-3	TYPE98E-3	UM730		3/8"-20(M,F)	1/8"	5	5	12	
TYPE730-4	TYPE98E-4	UM730		3/8"-20(M,F)	3/16"	5	5	15	
TYPE730-5	TYPE98E-5	UM730		3/8"-20(M,F)	1/4"	5	5	24	
TYPE730-6	TYPE98E-6	UM730		3/8"-20(M,F)	3/8"	6	6	35	
TYPE730-7	TYPE98E-7	UM730		3/8"-20(M,F)	1/2"	7	7	43	
TYPE730-8	TYPE98E-8	UM730		3/8"-20(M,F)	3/4"	7	7	55	
TYPE730-9	TYPE98E-9	UM730		3/8"-20(M,F)	1"	7	7	63	
TYPE730-10	TYPE98E-10	UM730		3/8"-20(M,F)	1 1/2"	9	9	76	


APPLICATION
WELDING
HEATING
BRAZING
SOLDERING

A.L.C.
STYLE
330



TIP SERIES	COMPLETE ASSEMBLY PART#	ELBOW ONLY	MIXER ONLY	ELBOW TO MIXER THREAD SPEC	WELD METAL THICKNESS	OXYGEN (PSIG)	ACETYLENE FUEL GAS (PSIG)	ACETYLENE FUEL GAS (SCFH)	USE WITH WELDING HANDLE #
TYPE330-00	TYPE98E-00	UM330		3/8"-20(M,F)	1/64"	5	5	2	WH330
TYPE330-0	TYPE98E-0	UM330		3/8"-20(M,F)	1/32"	5	5	3	
TYPE330-1	TYPE98E-1	UM330		3/8"-20(M,F)	1/16"	5	5	5	
TYPE330-2	TYPE98E-2	UM330		3/8"-20(M,F)	3/32"	5	5	8	
TYPE330-3	TYPE98E-3	UM330		3/8"-20(M,F)	1/8"	5	5	12	
TYPE330-4	TYPE98E-4	UM330		3/8"-20(M,F)	3/16"	5	5	15	
TYPE330-5	TYPE98E-5	UM330		3/8"-20(M,F)	1/4"	5	5	24	
TYPE330-6	TYPE98E-6	UM330		3/8"-20(M,F)	3/8"	6	6	35	
TYPE330-7	TYPE98E-7	UM330		3/8"-20(M,F)	1/2"	7	7	43	
TYPE330-8	TYPE98E-8	UM330		3/8"-20(M,F)	3/4"	7	7	55	
TYPE330-9	TYPE98E-9	UM330		3/8"-20(M,F)	1"	7	7	63	
TYPE330-10	TYPE98E-10	UM330		3/8"-20(M,F)	1 1/2"	9	9	76	

A.L.C. ELBOW/MIXER COMPONENTS



NOTE: These tips are to be only hand tightened to the welding torch handles. Over tightening will damage the mixer nut "O-Rings".

▽ Carefully read and understand operating instructions before using welding/heating tips.



OXYACETYLENE

TIP SERIES	COMPLETE ASSEMBLY PART#	TIP END ONLY	MIXER ONLY	ELBOW TO MIXER THREAD SPEC	OXYGEN (PSIG)	ACETYLENE FUEL GAS (PSIG)	ACETYLENE FUEL GAS (SCFH)	USE WITH WELDING HANDLE#
------------	-------------------------	--------------	------------	----------------------------	---------------	---------------------------	---------------------------	--------------------------

37

APPLICATION

PRE-HEATING
STRAIGHTENING

INDUSTRY TERM: ROSEBUD

HEATING TIPS: COMPLETE with Tip End

TYPE37-5	TYPE37TE-5	N/A	3/8"-20(M,F)	15	10	25
TYPE37-7	TYPE37TE-7	N/A	3/8"-20(M,F)	25	10	45
TYPE37-8	TYPE37TE-8	N/A	3/8"-20(M,F)	25	10	45
TYPE37-10	TYPE37TE-10	N/A	3/8"-20(M,F)	40	15	100

WH370

Tip Ends for Type37



37 Tip End

TIP SERIES	COMPLETE ASSEMBLY PART#	TIP END ONLY	MIXER ONLY	ELBOW TO MIXER THREAD SPEC	OXYGEN (PSIG)	ACETYLENE FUEL GAS (PSIG)	ACETYLENE FUEL GAS (SCFH)	USE WITH WELDING HANDLE#
------------	-------------------------	--------------	------------	----------------------------	---------------	---------------------------	---------------------------	--------------------------

A.L.C. STYLE 73

APPLICATION

PRE-HEATING
STRAIGHTENING

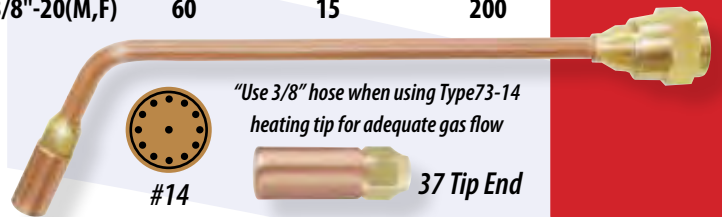
INDUSTRY TERM:
ROSEBUD

HEATING TIPS: COMPLETE with Tip End

TYPE73-5	TYPE73TE-5	N/A	3/8"-20(M,F)	15	10	25
TYPE73-7	TYPE73TE-7	N/A	3/8"-20(M,F)	25	10	45
TYPE73-8	TYPE73TE-8	N/A	3/8"-20(M,F)	25	10	45
TYPE73-8	TYPE73TE-8	N/A	3/8"-20(M,F)	25	10	45
TYPE73-10	TYPE73TE-10	N/A	3/8"-20(M,F)	40	15	100
TYPE73-14	TYPE11TE-15	N/A	3/8"-20(M,F)	60	15	200

WH730

Tip Ends for Type73



"Use 3/8" hose when using Type73-14 heating tip for adequate gas flow"

#14

37 Tip End

TIP SERIES	COMPLETE ASSEMBLY PART#	TIP END ONLY	MIXER ONLY	ELBOW TO MIXER THREAD SPEC	OXYGEN (PSIG)	ACETYLENE FUEL GAS (PSIG)	ACETYLENE FUEL GAS (SCFH)	USE WITH WELDING HANDLE#
------------	-------------------------	--------------	------------	----------------------------	---------------	---------------------------	---------------------------	--------------------------

A.L.C. STYLE 33

APPLICATION

PRE-HEATING
STRAIGHTENING


INDUSTRY TERM: ROSEBUD

HEATING TIPS: COMPLETE with Tip End

TYPE33-5	TYPE37TE-5	N/A	3/8"-20(M,F)	15	10	25
TYPE33-7	TYPE37TE-7	N/A	3/8"-20(M,F)	25	10	45
TYPE33-8	TYPE37TE-8	N/A	3/8"-20(M,F)	25	10	45
TYPE33-10	TYPE37TE-10	N/A	3/8"-20(M,F)	40	15	100

WH330

Tip Ends for Type33



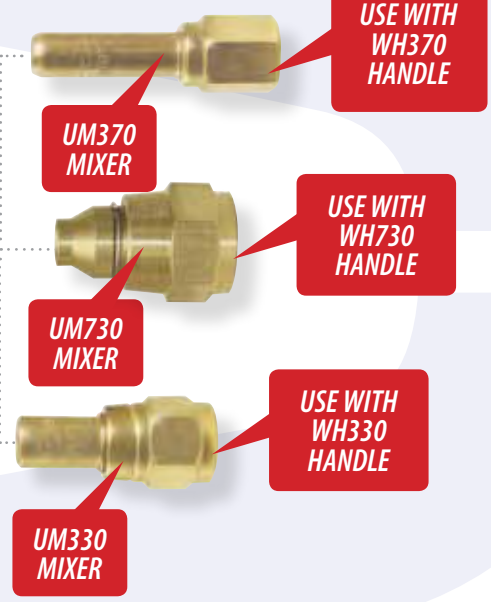
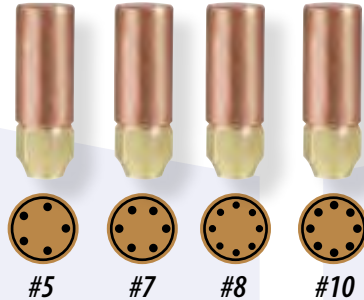
37 Tip End

ELBOW/MIXER COMPONENTS



TYPE37

Tip Ends for:
Type37; Type73
and Type33



OXYACETYLENE

TIP SERIES	COMPLETE ASSEMBLY PART#	MIXER ONLY	ELBOW TO MIXER THREAD SPEC	OXYGEN (PSIG)	ACETYLENE FUEL GAS (PSIG)	ACETYLENE FUEL GAS (SCFH)	USE WITH WELDING HANDLE#
------------	-------------------------	------------	----------------------------	---------------	---------------------------	---------------------------	--------------------------

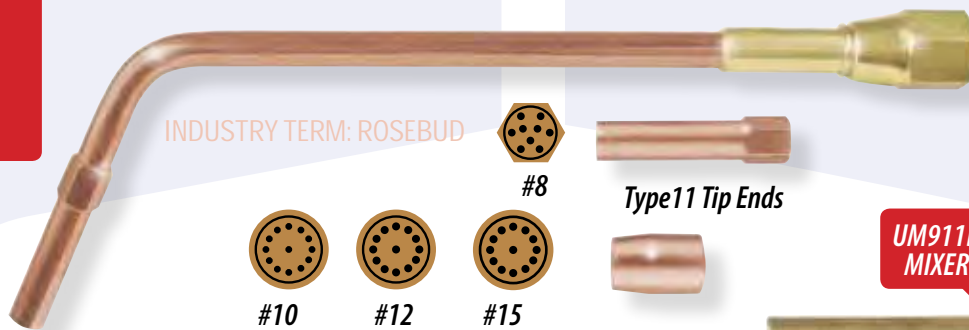
APPLICATION

911

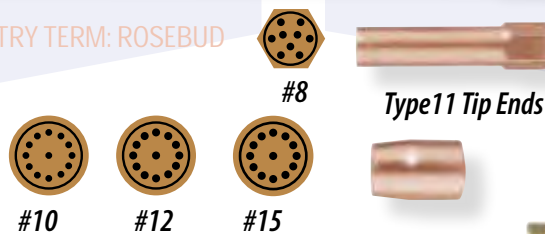
PRE-HEATING
STRAIGHTENING

HEATING TIPS: COMPLETE with Tip End


TYPE911-8	UM911D	7/16"-27(M)	25	10	45	98L9 98L11
TYPE911-10	UM911D-2	1/2"-27(M)	40	15	100	
TYPE911-12	UM911D-2	1/2"-27(M)	60	15	150	
TYPE911-15	UM911D-2	1/2"-27(M)	60	15	225	



INDUSTRY TERM: ROSEBUD



ELBOW/MIXER COMPONENTS





TIPS BRAZING/HEATING



OXY/FUEL GAS ONLY (Do not use with Acetylene)


ELBOW TYPE	ELBOW ONLY PART #	LENGTH	ELBOW TIP END THREAD SPEC	MIXER ONLY PART #	MIXER END THREAD SPEC	USE WITH WELDING HANDLE #
------------	-------------------	--------	---------------------------	-------------------	-----------------------	---------------------------

AHE

HEATING COMPONENTS

AHE10	10"	1/2"-25(M)	UM945	1/2"-27(F)
AHE16	16"	1/2"-25(M)	UM945	1/2"-27(F)
AHE28	28"	1/2"-25(M)	UM945	1/2"-27(F)
AHE36	36"	1/2"-25(M)	UM945	1/2"-27(F)

98L9
98L11



Use 3/8" hose for adequate gas flow.

TIP END SERIES	TIP END PART #	TIP END THREAD SPEC	OXYGEN (PSIG)	DO NOT USE WITH ACETYLENE			HEAT OUTPUT (BTU/HR)
				FLOW (SCFH)	PROPANE (PSIG)	FLOW (SCFH)	

2290

HEATING TIPS (Fuel Gas only)

2290-1H	1/2"-25(F)	10-25	160-320	4-12	40-80
2290-2H	1/2"-25(F)	15-45	220-520	7-22	55-130
2290-3H	1/2"-25(F)	25-70	340-920	8-25	85-230
2290-4H*	1/2"-25(F)	50-110	640-1300	10-30	160-325
2290-5H*	1/2"-25(F)	60-135	720-1600	14-40	180-400

100,000-200,000
140,000-330,000
215,000-580,000
400,000-820,000
450,000-1,000,000

NOTE:


On continuous duty withdrawal, manifolding of cylinders may be required.

NOTE:

*Use 3/8" hose for maximum flow and BTU output.



PART# 745A01 Adaptor for using Uniweld series 2290 heating tips with an Airco elbow.




NOTE:

To calculate heat output for propylene, use 2400 BTU/cu. ft. X Flow CFH



SINGLE STAGE REGULATOR FEATURES

Uniweld single stage regulators are widely used for general purpose gas control applications where nominal delivery pressure changes due to decreasing cylinder pressure does not significantly affect operations. Single stage regulators have greater flow capacity than two stage models.



LOCK-IN DELRIN INSERT BUSHING, FOR SMOOTH ADJUSTMENT AND TROUBLE FREE SERVICE

SINGLE STAGE OXYGEN REGULATOR MODEL RV8010

FORGED BRASS BONNET AND BODY

FLEXIBLE STAINLESS STEEL DIAPHRAGM WITH O-RING SEAL FOR LONG TERM RELIABILITY

PISTON-TYPE RESEATING PRESSURE RELIEF DEVICE FOR LOW PRESSURE GAUGE PROTECTION

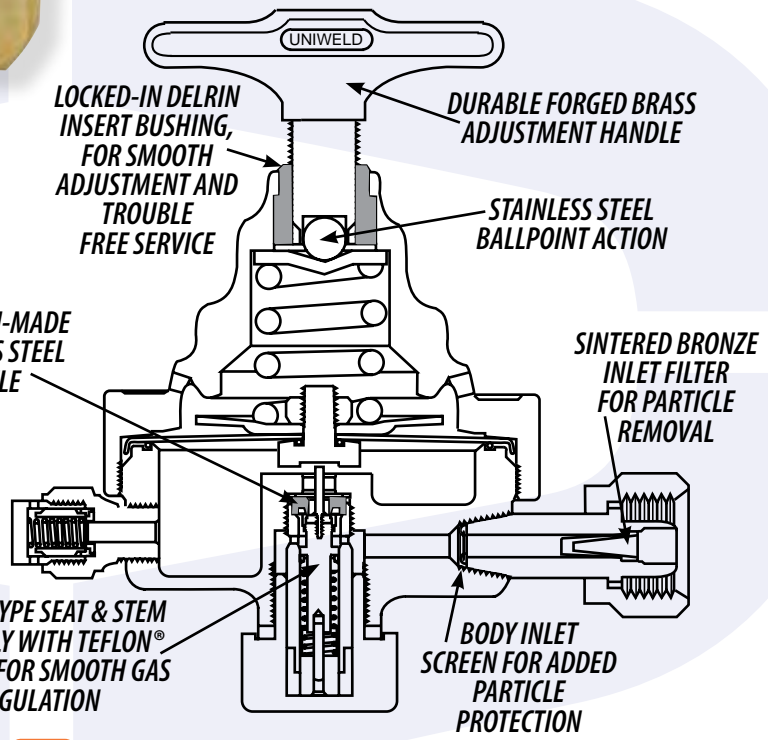
REMOVABLE BACK PLUG FOR EASY SEAT REPAIR

NOTE:

Uniweld regulator flow charts are calculated by using free air at 70° F with the regulator outlet full open with no restrictions.
For maximum flow when converting to other gases, multiply by the correct conversion factor. (See chart on page 73).

EXAMPLE:

Maximum flow free air (RV8010 Oxygen regulator)	8000SCFH
Correction factor Oxygen	X .95
Actual flow Oxygen	7600SCFH





REGULATORS

TWO
STAGE

TWO STAGE REGULATOR FEATURES

TWO STAGE OXYGEN REGULATOR MODEL RVT8010

Uniweld two stage regulators are used where steady delivery pressure is required over a range of decreasing cylinder inlet pressures. Delivery pressures will remain constant until inlet pressure is nearly depleted.

**FORGED
BRASS
BONNET**

**LOCKED-IN DELRIN
INSERT BUSHING
FOR SMOOTH
ADJUSTMENT**

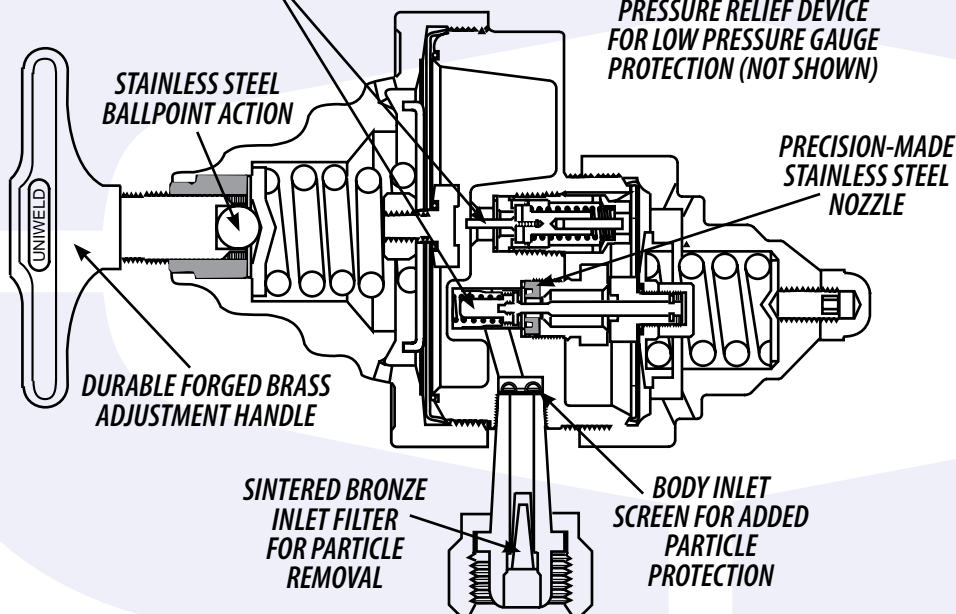
**FORGED
BRASS
BODY**

**PRESET FIRST STAGE PROVIDES
REGULATED PRESSURE TO THE ADJUSTABLE
SECOND STAGE THAT PROVIDES
STEADY DELIVERY PRESSURES FOR
SERVICE APPLICATIONS REQUIRING
THIS TYPE OF PERFORMANCE**

**FLEXIBLE STAINLESS STEEL
DIAPHRAGMS WITH
2ND STAGE O-RING AND
1ST STAGE TEFLON SEALS FOR
LONG TERM RELIABILITY**

**SAFETY TYPE SEAT & STEM
ASSEMBLY WITH TEFLON®
GUIDES - FOR SMOOTH GAS
REGULATION**

**PISTON-TYPE RESEATING
PRESSURE RELIEF DEVICE
FOR LOW PRESSURE GAUGE
PROTECTION (NOT SHOWN)**



GAS CONVERSION CHART

ACETYLENE	1.05
ARGON	.85
CARBON DIOXIDE	.81
COMPRESSED AIR	1.00
HELIUM	2.69
HYDROGEN	3.79
MAP/Pro™	.82
METHANE1	1.34
NATURAL GAS	1.28
NITROGEN	1.02
OXYGEN	.95
PROPANE	.80
PROPYLENE	



RV80 SERIES HEAVY DUTY

- Forged brass body and bonnet
- Easy-to-read single scale 2 1/2" gauges
- 3 1/4" stainless steel diaphragm
- Heavy duty mechanical stem type seat and nozzle assembly with removable back plug for ease of seat service
- Delrin bushing for smooth flow adjustment
- Fine mesh filter screen between inlet and seat
- Pressure relief device for low pressure gauge protection only



RV8010



RV8011




**MAXIMUM INLET
3000 PSIG**

RV80 SERIES DIMENSIONS

Depth:	6 1/2"
Width:	7"
Height:	6 1/2"
Weight:	6 lbs.

Single Stage Regulators have pressure rise of approx. 1/2 psi (.5) per 100 psi drop in cylinder pressure.



Maximum Flow = 8000 SCFH
Free Air @ 70° F
No Flow Restrictions

NOTE: The standard cubic foot per hour flows are obtained with the regulator outlet full open with no restrictions; using a preset outlet pressure and with decreasing cylinder pressure.

PSIG - Pounds per sq. in. gauge
SCFH - Standard cu. ft. per hour

PART# UPC#	RV8010 10010	RV8010-3 10011	RV8011 10012	RV8011-1 10013	RV8011-CND 10014
CGA INLET	OXYGEN 540	OXYGEN 540	ACETYLENE 510	ACETYLENE 300	ACETYLENE 410
OUTLET CONNECTION	"B" (RH) 9/16"-18(M)	"B" (RH) 9/16"-18(M)	"B" (LH) 9/16"-18(M)	"B" (LH) 9/16"-18(M)	"B" (LH) 9/16"-18(M)
DEL. PSIG	5-125	10-250	2-15	2-15	2-15
REPLACEMENT 2 1/2" GAUGES	G24; 200 PSI G27; 4000 PSI	G21; 400 PSI G27; 4000 PSI	G22; 30 PSI (RL) G21; 400 PSI	G22; 30 PSI (RL) G21; 400 PSI	G22; 30 PSI (RL) G21; 400 PSI
PART# UPC#	RV8012 10015	RV8013 10016	RV8014 10017	RV8015 10018	RV8015A-1 10019
CGA INLET	LPG & ALL FUEL GAS 510	CARBON DIOXIDE 320	ARGON 580	NITROGEN 580	NITROGEN 580
OUTLET CONNECTION	"B" (LH) 9/16"-18(M)	5/8"-18(RH) (F)	5/8"-18(RH) (F)	5/8"-18(RH) (F)	1/4" FLARE (M)
DEL. PSIG	2-40	5-125	5-125	5-125	10-300
REPLACEMENT 2 1/2" GAUGES	G25; 60 PSI G21; 400 PSI	G24; 200 PSI G23; 3000 PSI	G24; 200 PSI G27; 4000 PSI	G24; 200 PSI G27; 4000 PSI	G21; 400 PSI G27; 4000 PSI
PART# UPC#	RV8016 10020	RV8017 10021	RV8018 10076	RV8018A-1 10077	RV8018-2 10078
CGA INLET	HELIUM 580	HYDROGEN 350	AIR 346	AIR 346	AIR 346
OUTLET CONNECTION	5/8"-18(RH) (F)	"B" (LH) 9/16"-18(M)	9/16"-18(RH) (M)	1/4" FLARE (M)	5/8"-18 (LH) (F)
DEL. PSIG	5-125	5-125	5-125	10-300	5-125
REPLACEMENT 2 1/2" GAUGES	G24; 200 PSI G27; 4000 PSI	G24; 200 PSI G27; 4000 PSI	G24; 200 PSI G27; 4000 PSI	G21; 400 PSI G27; 4000 PSI	G24; 200 PSI G27; 4000 PSI

NOTE: PSI/kPa, PSI/Kg, PSI/BAR Gauges available (Please Inquire)




RVT80 SERIES REGULATORS

TWO
STAGE

RVT80 SERIES HEAVY DUTY

- Forged brass body and bonnet
- Easy-to-read single scale 2 1/2" gauges
- 2 1/8" stainless steel diaphragm 1st stage
- 3 1/4" stainless steel diaphragm 2nd stage
- Heavy duty mechanical stem type seat and nozzle assembly
- Delrin bushing for smooth flow adjustment
- Fine mesh filter screen between inlet and seat
- Pressure relief device for low pressure gauge protection only



TWO
STAGE



MAXIMUM INLET
3000 PSIG



RVT8010

PART# UPC#	RVT8010 10100	RVT8010-3 10101	RVT8011 10102	RVT8011-1 10103	RVT8011-CND 10104
CGA INLET	OXYGEN 540	OXYGEN 540	ACETYLENE 510	ACETYLENE 300	ACETYLENE 410
OUTLET CONNECTION	"B" (RH) 9/16"-18(M)	"B" (RH) 9/16"-18(M)	"B" (LH) 9/16"-18(M)	"B" (LH) 9/16"-18(M)	"B" (LH) 9/16"-18(M)
DEL. PSIG	5-125	10-250	2-15	2-15	2-15
REPLACEMENT 2 1/2" GAUGES	G24; 200 PSI G27; 4000 PSI	G21; 400 PSI G27; 4000 PSI	G22; 30 PSI (RL) G21; 400 PSI	G22; 30 PSI (RL) G21; 400 PSI	G22; 30 PSI (RL) G21; 400 PSI

PART# UPC#	RVT8012 10105	RVT8013 10106	RVT8014 10107	RVT8015 10108	RVT8015A-1 10109
CGA INLET	LPG & ALL FUEL GAS 510	CARBON DIOXIDE 320	ARGON 580	NITROGEN 580	NITROGEN 580
OUTLET CONNECTION	"B" (LH) 9/16"-18(M)	5/8"-18(RH) (F)	5/8"-18(RH) (F)	5/8"-18(RH) (F)	1/4" FLARE (M)
DEL. PSIG	2-40	5-125	5-125	5-125	10-300
REPLACEMENT 2 1/2" GAUGES	G25; 60 PSI G21; 400 PSI	G24; 200 PSI G23; 3000 PSI	G24; 200 PSI G27; 4000 PSI	G24; 200 PSI G27; 4000 PSI	G21; 400 PSI G27; 4000 PSI

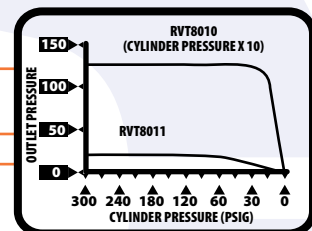
PART# UPC#	RVT8016 10110	RVT8017 10111	RVT8018 10126	RVT8018A-1 10127	RVT8018-2 10128
CGA INLET	HELIUM 580	HYDROGEN 350	AIR 346	AIR 346	AIR 346
OUTLET CONNECTION	5/8"-18(RH) (F)	"B" (LH) 9/16"-18(M)	9/16"-18(RH) (M)	1/4" FLARE (M)	5/8"-18 (LH) (F)
DEL. PSIG	5-125	5-125	5-125	10-300	5-125
REPLACEMENT 2 1/2" GAUGES	G24; 200 PSI G27; 4000 PSI	G24; 200 PSI G27; 4000 PSI	G24; 200 PSI G27; 4000 PSI	G21; 400 PSI G27; 4000 PSI	G24; 200 PSI G27; 4000 PSI

NOTE: PSI/kPa, PSI/Kg, PSI/BAR Gauges available (Please Inquire)

RVT80 SERIES DIMENSIONS

Depth:	6"
Width:	8 1/2"
Height:	8 1/2"
Weight:	7 lbs.

Two Stage
Regulators have little
pressure rise with
cylinder pressure
decrease.



Maximum Flow = 3000 SCFH
Free Air @ 70° F
No Flow Restrictions

NOTE: The standard cubic foot
per hour flows are obtained
with the regulator outlet
full open with no restrictions;
using a preset outlet pressure
and with decreasing
cylinder pressure.

PSIG - Pounds per sq. in. gauge
SCFH - Standard cu. ft. per hour



RUH8310



MADE IN U.S.A.

RUH83 SERIES MEDIUM/HEAVY DUTY

- Machined brass body
- Polished chrome bonnet
- Easy-to-read single scale 2½" gauges
- 2" tri-layered reinforced neoprene diaphragm
- Heavy duty mechanical stem type seat and nozzle assembly
- Delrin bushing for smooth flow adjustment
- Fine mesh filter screen between inlet and seat
- Pressure relief device for low pressure gauge protection only



RUH8311

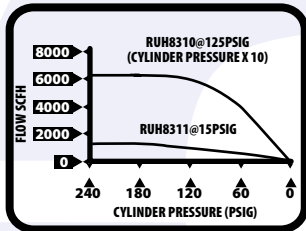


**MAXIMUM INLET
3000 PSIG**

RUH83 SERIES DIMENSIONS

Depth:	5½"
Width:	7¼"
Height:	6"
Weight:	3 lbs.

Single Stage Regulators have pressure rise of approx. 1/2 psi (.5) per 100 psi drop in cylinder pressure.



Maximum Flow = 6300 SCFH

Free Air @ 70° F

No Flow Restrictions

NOTE: The standard cubic foot per hour flows are obtained with the regulator outlet full open with no restrictions; using a preset outlet pressure and with decreasing cylinder pressure.

PART# UPC#	RUH8310 11700	RUH8311 11701	RUH8311-1 11702	RUH8311-2 11703	RUH8311-CND 11705
---------------	------------------	------------------	--------------------	--------------------	----------------------

CGA INLET	OXYGEN 540	ACETYLENE 510	ACETYLENE 300	ACETYLENE 520	ACETYLENE 410
OUTLET CONNECTION	"B" (RH) 9/16"-18(M)	"B" (LH) 9/16"-18(M)	"B" (LH) 9/16"-18(M)	"B" (LH) 9/16"-18(M)	"B" (LH) 9/16"-18(M)
DEL. PSIG	5-125	2-15	2-15	2-15	2-15
REPLACEMENT 2½" GAUGES	G24S; 200 PSI G27S; 4000 PSI	G22S; 30 PSI (RL) G21S; 400 PSI	G22S; 30 PSI (RL) G21S; 400 PSI	G22S; 30 PSI (RL) G21S; 400 PSI	G22S; 30 PSI (RL) G21S; 400 PSI

PART# UPC#	RUH8312 11706	RUH8313 11707	RUH8314 11708	RUH8315 11709	RUH8315A-1 11710
---------------	------------------	------------------	------------------	------------------	---------------------

CGA INLET	LPG & ALL FUEL GAS 510	CARBON DIOXIDE 320	ARGON 580	NITROGEN 580	NITROGEN 580
OUTLET CONNECTION	"B" (LH) 9/16"-18(M)	5/8"-18(RH) (F)	5/8"-18(RH) (F)	5/8"-18(RH) (F)	1/4" FLARE (M)
DEL. PSIG	2-40	5-125	5-125	5-125	5-125
REPLACEMENT 2½" GAUGES	G25S; 60 PSI G21S; 400 PSI	G24S; 200 PSI G23S; 3000 PSI	G24S; 200 PSI G27S; 4000 PSI	G24S; 200 PSI G27S; 4000 PSI	G24S; 200 PSI G27S; 4000 PSI

PART# UPC#	RUH8316 11711	RUH8317 11712	RUH8318 11713	RUH8318A-1 11714	RUH8318-2 11715
---------------	------------------	------------------	------------------	---------------------	--------------------

CGA INLET	HELIUM 580	HYDROGEN 350	AIR 346	AIR 346	AIR 346
OUTLET CONNECTION	5/8"-18(RH) (F)	"B" (LH) 9/16"-18(M)	9/16"-18(RH) (M)	1/4" FLARE (M)	5/8"-18 (LH) (F)
DEL. PSIG	5-125	5-125	5-125	5-125	5-125
REPLACEMENT 2½" GAUGES	G24S; 200 PSI G27S; 4000 PSI	G24S; 200 PSI G27S; 4000 PSI	G24S; 200 PSI G27S; 4000 PSI	G24S; 200 PSI G27S; 4000 PSI	G24S; 200 PSI G27S; 4000 PSI

PSIG - Pounds per sq. in. gauge
SCFH - Standard cu. ft. per hour



SERIES RHT83 REGULATORS

TWO
STAGE

RHT83 SERIES MEDIUM/HEAVY DUTY



- Machined brass body
- Polished chrome bonnet
- Easy-to-read single scale 2 1/2" gauges
- 1 5/8" tri-layered reinforced neoprene diaphragm 1st stage
- 2" tri-layered reinforced neoprene diaphragm 2nd stage
- Heavy duty mechanical stem type seat & nozzle assembly
- Delrin bushing for smooth flow adjustment
- Fine mesh filter screen between inlet and seat
- Pressure relief device for low pressure gauge protection only



**UL LISTED
592H**

**MAXIMUM INLET
3000 PSIG**

**TWO
STAGE**



RHT8310

PART# UPC#	RHT8310 11800	RHT8311 11801	RHT8311-1 11802	RHT8311-CND 11803
CGA INLET	OXYGEN 540	ACETYLENE 510	ACETYLENE 300	ACETYLENE 410
OUTLET CONNECTION	"B" (RH) 9/16"-18(M)	"B" (LH) 9/16"-18(M)	"B" (LH) 9/16"-18(M)	"B" (LH) 9/16"-18(M)
DEL. PSIG	5-125	2-15	2-15	2-15
REPLACEMENT 2 1/2" GAUGES	G24S; 200 PSI G27S; 4000 PSI	G22S; 30 PSI (RL) G21S; 400 PSI	G22S; 30 PSI (RL) G21S; 400 PSI	G22S; 30 PSI (RL) G21S; 400 PSI

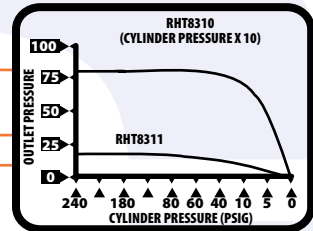
PART# UPC#	RHT8312 11804	RHT8313 11805	RHT8314 11806	RHT8315 11807	RHT8315A-1 11808
CGA INLET	LPG & ALL FUEL GAS 510	CARBON DIOXIDE 320	ARGON 580	NITROGEN 580	NITROGEN 580
OUTLET CONNECTION	"B" (LH) 9/16"-18(M)	5/8"-18(RH) (F)	5/8"-18(RH) (F)	5/8"-18(RH) (F)	1/4" FLARE (M)
DEL. PSIG	2-40	5-125	5-125	5-125	5-125
REPLACEMENT 2 1/2" GAUGES	G25S; 60 PSI G21S; 400 PSI	G24S; 200 PSI G23S; 3000 PSI	G24S; 200 PSI G27S; 4000 PSI	G24S; 200 PSI G27S; 4000 PSI	G24S; 200 PSI G27S; 4000 PSI

PART# UPC#	RHT8316 11809	RHT8317 11810	RHT8318 11811	RHT8318A-1 11812	RHT8318-2 11813
CGA INLET	HELIUM 580	HYDROGEN 350	AIR 346	AIR 346	AIR 346
OUTLET CONNECTION	5/8"-18(RH) (F)	"B" (LH) 9/16"-18(M)	9/16"-18(RH) (M)	1/4" FLARE (M)	5/8"-18(LH) (F)
DEL. PSIG	5-125	5-125	5-125	5-125	5-125
REPLACEMENT 2 1/2" GAUGES	G24S; 200 PSI G27S; 4000 PSI	G24S; 200 PSI G27S; 4000 PSI	G24S; 200 PSI G27S; 4000 PSI	G24S; 200 PSI G27S; 4000 PSI	G24S; 200 PSI G27S; 4000 PSI

RHT83 SERIES DIMENSIONS

Depth:	8 1/4"
Width:	7 1/4"
Height:	6"
Weight:	4 lbs.

*Two Stage
Regulators have little
pressure rise with
cylinder pressure
decrease.*



**Maximum Flow = 1500 SCFH
Free Air @ 70° F
No Flow Restrictions**

**NOTE: The standard cubic foot
per hour flows are obtained
with the regulator outlet
full open with no restrictions;
using a preset outlet pressure
and with decreasing
cylinder pressure.**

NOTE: PSI/kPa, PSI/Kg, PSI/BAR Gauges available (Please Inquire)



RUH8210



RUH8211

RUH82 SERIES MEDIUM/HEAVY DUTY



- Machined brass body
- Polished chrome bonnet
- Easy-to-read single scale 2" gauges
- 2" tri-layered reinforced neoprene diaphragm
- Heavy duty mechanical stem type seat and nozzle assembly
- Delrin bushing for smooth flow adjustment
- Porous metal inlet filter (except CO₂ models)
- Fine mesh filter screen between inlet and seat
- Pressure relief device for low pressure gauge protection only

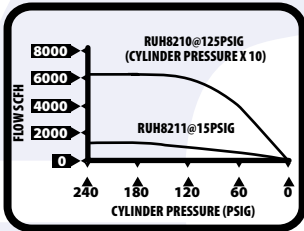


**MAXIMUM INLET
3000 PSIG**

RUH82 SERIES DIMENSIONS

Depth:	5½"
Width:	7"
Height:	5½"
Weight:	3 lbs.

Single Stage Regulators have pressure rise of approx. 1/2 psi (.5) per 100 psi drop in cylinder pressure.



Maximum Flow = 6300 SCFH

Free Air @ 70° F

No Flow Restrictions

NOTE: The standard cubic foot per hour flows are obtained with the regulator outlet full open with no restrictions; using a preset outlet pressure and with decreasing cylinder pressure.

PART# UPC#	RUH8210 11000	RUH8211 11001	RUH8211-1 11002	RUH8211-2 11003	RUH8211-CND 11005
---------------	------------------	------------------	--------------------	--------------------	----------------------

CGA INLET	OXYGEN 540	ACETYLENE 510	ACETYLENE 300	ACETYLENE 520	ACETYLENE 410
OUTLET CONNECTION	"B" (RH) 9/16"-18(M)	"B" (LH) 9/16"-18(M)	"B" (LH) 9/16"-18(M)	"B" (LH) 9/16"-18(M)	"B" (LH) 9/16"-18(M)
DEL. PSIG	5-125	2-15	2-15	2-15	2-15
REPLACEMENT 2" GAUGES	G4S; 200 PSI G7S; 4000 PSI	G2S; 30 PSI (RL) G1S; 400 PSI	G2S; 30 PSI (RL) G1S; 400 PSI	G2S; 30 PSI (RL) G1S; 400 PSI	G2S; 30 PSI (RL) G1S; 400 PSI

PART# UPC#	RUH8212 11006	RUH8213 11007	RUH8214 11008	RUH8215 11009	RUH8215A-1 11010
---------------	------------------	------------------	------------------	------------------	---------------------

CGA INLET	LPG & ALL FUEL GAS 510	CARBON DIOXIDE 320	ARGON 580	NITROGEN 580	NITROGEN 580
OUTLET CONNECTION	"B" (LH) 9/16"-18(M)	5/8"-18(RH) (F)	5/8"-18(RH) (F)	5/8"-18(RH) (F)	1/4" FLARE (M)
DEL. PSIG	2-40	5-125	5-125	5-125	5-125
REPLACEMENT 2" GAUGES	G5S; 60 PSI G1S; 400 PSI	G4S; 200 PSI G3S; 3000 PSI	G4S; 200 PSI G7S; 4000 PSI	G4S; 200 PSI G7S; 4000 PSI	G4S; 200 PSI G7S; 4000 PSI

PART# UPC#	RUH8216 11011	RUH8217 11012	RUH8218 11024	RUH8218A-1 11025	RUH8218-2 11028
---------------	------------------	------------------	------------------	---------------------	--------------------

CGA INLET	HELIUM 580	HYDROGEN 350	AIR 346	AIR 346	AIR 346
OUTLET CONNECTION	5/8"-18(RH) (F)	"B" (LH) 9/16"-18(M)	9/16"-18(RH) (M)	1/4" FLARE(M)	5/8"-18(LH) (F)
DEL. PSIG	5-125	5-125	5-125	5-125	5-125
REPLACEMENT 2" GAUGES	G4S; 200 PSI G7S; 4000 PSI	G4S; 200 PSI G7S; 4000 PSI	G4S; 200 PSI G7S; 4000 PSI	G4S; 200 PSI G7S; 4000 PSI	G4S; 200 PSI G7S; 4000 PSI

PSIG - Pounds per sq. in. gauge
SCFH - Standard cu. ft. per hour



SERIES RHT80 REGULATORS

TWO
STAGE

RHT80 SERIES MEDIUM/HEAVY DUTY

- Machined brass body; Polished chrome bonnet
- Easy-to-read single scale 2" gauges
- 1 5/8" tri-layered reinforced neoprene diaphragm 1st stage
- 2" tri-layered reinforced neoprene diaphragm 2nd stage
- Heavy duty mechanical stem type seat & nozzle assembly
- Delrin bushing for smooth flow adjustment
- Porous metal inlet filter (except CO₂ models)
- Fine mesh filter screen between inlet and seat
- Pressure relief device for low pressure gauge protection only




MADE IN U.S.A.



**MAXIMUM INLET
3000 PSIG**

**TWO
STAGE**

RHT8010



PART# UPC#	RHT8010 11100	RHT8011 11101	RHT8011-1 11102	RHT8011-CND 11003
CGA INLET	OXYGEN 540	ACETYLENE 510	ACETYLENE 300	ACETYLENE 410
OUTLET CONNECTION	"B" (RH) 9/16"-18(M)	"B" (LH) 9/16"-18(M)	"B" (LH) 9/16"-18(M)	"B" (LH) 9/16"-18(M)
DEL. PSIG	5-125	2-15	2-15	2-15
REPLACEMENT 2" GAUGES	G4S; 200 PSI G7S; 4000 PSI	G2S; 30 PSI (RL) G1S; 400 PSI	G2S; 30 PSI (RL) G1S; 400 PSI	G2S; 30 PSI (RL) G1S; 400 PSI

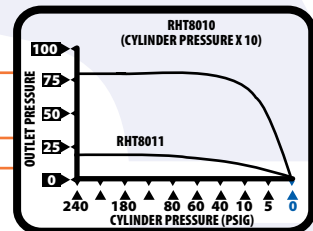
PART# UPC#	RHT8012 11104	RHT8013 11105	RHT8014 11106	RHT8015 11107	RHT8015A-1 11108
CGA INLET	LPG & ALL FUEL GAS 510	CARBON DIOXIDE 320	ARGON 580	NITROGEN 580	NITROGEN 580
OUTLET CONNECTION	"B" (LH) 9/16"-18(M)	5/8"-18(RH) (F)	5/8"-18(RH) (F)	5/8"-18(RH) (F)	1/4" FLARE (M)
DEL. PSIG	2-40	5-125	5-125	5-125	5-125
REPLACEMENT 2" GAUGES	G5S; 60 PSI G1S; 400 PSI	G4S; 200 PSI G3S; 3000 PSI	G4S; 200 PSI G7S; 4000 PSI	G4S; 200 PSI G7S; 4000 PSI	G4S; 200 PSI G7S; 4000 PSI

PART# UPC#	RHT8016 11109	RHT8017 11110	RHT8018 11111	RHT8018A-1 11112	RHT8018-2 11113
CGA INLET	HELIUM 580	HYDROGEN 350	AIR 346	AIR 346	AIR 346
OUTLET CONNECTION	5/8"-18(RH) (F)	"B" (LH) 9/16"-18(M)	9/16"-18(RH) (M)	1/4" FLARE (M)	5/8"-18 (LH) (F)
DEL. PSIG	5-125	5-125	5-125	5-125	5-125
REPLACEMENT 2" GAUGES	G4S; 200 PSI G7S; 4000 PSI	G4S; 200 PSI G7S; 4000 PSI	G4S; 200 PSI G7S; 4000 PSI	G4S; 200 PSI G7S; 4000 PSI	G4S; 200 PSI G7S; 4000 PSI

RHT80 SERIES DIMENSIONS

Depth:	8 1/4"
Width:	7"
Height:	5 1/4"
Weight:	4 lbs.


*Two Stage
Regulators have little
pressure rise with
cylinder pressure
decrease.*



**Maximum Flow = 1500 SCFH
Free Air @ 70° F
No Flow Restrictions**

**NOTE: The standard cubic foot
per hour flows are obtained
with the regulator outlet
full open with no restrictions;
using a preset outlet pressure
and with decreasing
cylinder pressure.**

NOTE: PSI/kPa, PSI/Kg, PSI/BAR Gauges available (Please Inquire)



MR82 SERIES MEDIUM DUTY

- Machined brass body & bonnet
- Easy-to-read single scale 2" gauges
- 1⁵/₈" tri-layered reinforced neoprene diaphragm
- Mechanical stem type seat
- T-handle for smooth flow adjustment
- Porous bronze inlet filter
- Fine mesh filter screen between inlet and seat
- Pressure relief device for low pressure gauge protection only

KMR82



MADE IN U.S.A.

MR SERIES DIMENSIONS

Depth:	4 1/2"
Width:	7"
Height:	5 1/2"
Weight:	2 1/2 lbs.

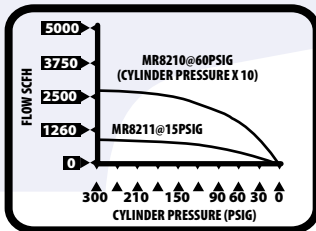


**MAXIMUM INLET
3000 PSIG**



MR8210

Single Stage Regulators have pressure rise of approx. 1/2 psi (.5) per 100 psi drop in cylinder pressure.



PART# UPC#	MR8210 12200	MR8211 12201	MR8211-1 12202
---------------	-----------------	-----------------	-------------------

CGA INLET	OXYGEN 540	ACETYLENE 510	ACETYLENE 300
OUTLET CONNECTION	"B" (RH) 9/16"-18(M)	"B" (LH) 9/16"-18(M)	"B" (LH) 9/16"-18(M)
DEL. PSIG	5-80	2-15	2-15
REPLACEMENT 2" GAUGES	G4S; 200 PSI G7S; 4000 PSI	G2S; 30 PSI (RL) G1S; 400 PSI	G2S; 30 PSI (RL) G1S; 400 PSI

Maximum Flow = 2600 SCFH
Free Air @ 70° F
No Flow Restrictions

NOTE: The standard cubic foot per hour flows are obtained with the regulator outlet full open with no restrictions; using a preset outlet pressure and with decreasing cylinder pressure.

PSIG - Pounds per sq. in. gauge
SCFH - Standard cu. ft. per hour

PART# UPC#	MR8211-2 12203	MR8212 12208	KMR82 12260
---------------	-------------------	-----------------	----------------

CGA INLET	ACETYLENE 520	LPG & ALL FUEL GAS 510	MR8210 OXYGEN REGULATOR, MR8211 ACETYLENE REGULATOR SET CARDED ON DISPLAY BOARD
OUTLET CONNECTION	"B" (LH) 9/16"-18(M)	"B" (LH) 9/16"-18(M)	
DEL. PSIG	2-15	2-40	
REPLACEMENT 2" GAUGES	G2S; 30 PSI (RL) G1S; 400 PSI	G5S; 60 PSI G1S; 400 PSI	

NOTE: PSI/kPa, PSI/Kg, PSI/BAR Gauges available (Please Inquire)



MASTAR[®] RS REGULATORS

SINGLE
STAGE

MASTAR[®] RS SERIES LIGHT DUTY

- Forged brass body
- Machined brass bonnet
- Easy-to-read single scale 1 1/2" gauges
- 1 5/8" tri-layered reinforced neoprene diaphragm
- Mechanical stem type seat
- Rear inlet cylinder connection
- Porous metal inlet filter
- T-handle for smooth adjustment
- Blow off disc type pressure relief for low pressure gauge protection only
- Protective rubber gauge boots



MADE IN U.S.A.



RSMC2B



RSO



**MAXIMUM INLET
3000 PSIG**

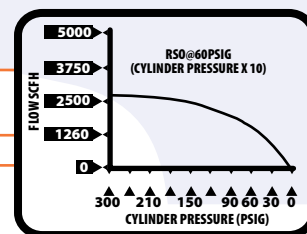
MASTAR[®] RS SERIES DIMENSIONS

Depth:	6"
Width:	3 3/4"
Height:	4 1/4"
Weight:	2 1/2 lbs.

*Single Stage Regulators
have pressure rise of
approx. 1/2 psi (.5) per
100 psi drop in
cylinder pressure.*

PART#	RSO	RSOB	12106	12107
UPC#	12100	12101	12106	12107

CGA INLET	OXYGEN 540	OXYGEN 540	OXYGEN 540	ACETYLENE 520
OUTLET CONNECTION	"A" (RH) 3/8"-24(M)	"B" (RH) 9/16"-18(M)	"A" (RH) 3/8"-24(M)	"A" (LH) 3/8"-24(M)
DEL. PSIG	2-60	2-60	2-60	2-15
REPLACEMENT 1 1/2" GAUGES	G49; 100 PSI G56; 4000 PSI	G49; 100 PSI G56; 4000 PSI	G85-1; 100 PSI/Kg G82-1; 4000 PSI/Kg	G79-1; 30 PSI/Kg (RL) G73-1; 400 PSI/Kg



PART#	RSMC2	RSMC2B	RSB2	RSB2B
UPC#	12102	12103	12104	12105

CGA INLET	ACETYLENE 200	ACETYLENE 200	ACETYLENE 520	ACETYLENE 520
OUTLET CONNECTION	"A" (LH) 3/8"-24(M)	"B" (LH) 9/16"-18(M)	"A" (LH) 3/8"-24(M)	"B" (LH) 9/16"-18(M)
DEL. PSIG	2-15	2-15	2-15	2-15
REPLACEMENT 1 1/2" GAUGES	G15; 30 PSI (RL) G19; Contents (400 PSI MAX.)	G15; 30 PSI (RL) G19; Contents (400 PSI MAX.)	G15; 30 PSI (RL) G19; Contents (400 PSI MAX.)	G15; 30 PSI (RL) G19; Contents (400 PSI MAX.)

**Maximum Flow = 2600 SCFH
Free Air @ 70° F
No Flow Restrictions**

NOTE: The standard cubic foot per hour flows are obtained with the regulator outlet full open with no restrictions; using a preset outlet pressure and with decreasing cylinder pressure.

PSIG - Pounds per sq. in. gauge
SCFH - Standard cu. ft. per hour

NOTE: PSI/kPa, PSI/Kg, PSI/BAR Gauges available (Please Inquire)

Replacement gauges on display card are fitted with gauge boots (Add -D to Part Number)



R SERIES LIGHT DUTY



RO100



RO

- Brass body
- Easy-to-read single scale 1 1/2" gauges
- 1 5/8" tri-layered reinforced neoprene diaphragm
- Mechanical stem type seat
- Porous metal inlet filter
- Rear inlet cylinder connection
- Brass "T" handle or forged brass adjusting screw with locking retaining ring
- Blow off disc type pressure relief (on RO) for low pressure gauge protection only
- Protective rubber gauge boots



MADE IN U.S.A.

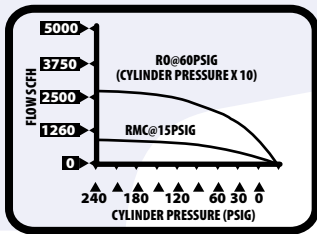


RMC



**MAXIMUM INLET
3000 PSIG**

R SERIES PAGES 82-83



**Maximum Flow = 2600 SCFH
Free Air @ 70° F
No Flow Restrictions**
NOTE: The standard cubic foot per hour flows are obtained with the regulator outlet full open with no restrictions; using a preset outlet pressure and with decreasing cylinder pressure.

PSIG - Pounds per sq. in. gauge
SCFH - Standard cu. ft. per hour

PART# UPC#	RO 12000	ROB 12001	RO100 14100
---------------	-------------	--------------	----------------

CGA INLET	OXYGEN 540	OXYGEN 540	OXYGEN 540
OUTLET CONNECTION	"A" (RH) 3/8"-24(M)	"B" (RH) 9/16"-18(M)	"A" (RH) 3/8"-24(M)
DEL. PSIG	2-60	2-60	2-60
REPLACEMENT 1 1/2" GAUGES	G49; 100 PSI G56; 4000 PSI	G49; 100 PSI G56; 4000 PSI	G49; 100 PSI G56; 4000 PSI

PART# UPC#	RMC 12006	RMC2 12007	RMC100 14102
---------------	--------------	---------------	-----------------

CGA INLET	ACETYLENE 200	ACETYLENE 200	ACETYLENE 200
OUTLET CONNECTION	"A" (LH) 3/8"-24(M)	"A" (LH) 3/8"-24(M)	"A" (LH) 3/8"-24(M)
DEL. PSIG	2-15	2-15	2-15
REPLACEMENT 1 1/2" GAUGES	G19; Contents (400 PSI MAX.) G19; Contents (400 PSI MAX.)	G15; 30 PSI (RL) G19; Contents	G15; 30 PSI (RL) G19; Contents (400 PSI MAX.)

NOTE: PSI/kPa, PSI/Kg, PSI/BAR Gauges available (Please Inquire)

Replacement gauges on display card are fitted with gauge boots (Add -D to Part Number)



R SERIES REGULATORS

SINGLE
STAGE

R SERIES
LIGHT DUTY

TECH
TIP

When not in use, the regulator should be properly shut off by turning the pressure adjusting screw counterclockwise until closed. If the pressure adjusting screw is in the open position when the cylinder valve is opened, the surge of high pressure may damage the regulator. This commonly occurs with the use of oxygen due to high cylinder pressure. To insure proper protection procedures, follow Uniweld's operating instructions.




RLP



RMC2



MADE IN U.S.A.



RB

- Forged brass body
- Polished chrome bonnet
- Easy-to-read single scale 1 1/2" gauges
- 1 5/8" tri-layered reinforced neoprene diaphragm
- Mechanical stem type seat
- Porous metal inlet filter
- Rear inlet cylinder connection
- Forged brass adjusting screw with locking retaining ring
- Blow off disc type pressure relief for low pressure gauge protection only
- Protective rubber gauge boots

UL LISTED
592H

**MAXIMUM INLET
3000 PSIG**

**R SERIES
PAGES 82-83**

R SERIES
DIMENSIONS

Depth:	4 1/2"
Width:	4 1/4"
Height:	4"*
Weight:	2 lbs.

*R0100: 3 1/2"
*RMC100: 3 1/2"

Single Stage Regulators have pressure rise of approx. 1/2 psi (.5) per 100 psi drop in cylinder pressure.

PART# UPC#	RB 12010	RB2 12011	RLP 12014	RLPB 12015
CGA INLET	ACETYLENE 520	ACETYLENE 520	LPG & ALL FUEL GASES 510	LPG & ALL FUEL GASES 510
OUTLET CONNECTION	"A" (LH) 3/8"-24(M)	"A" (LH) 3/8"-24(M)	"A" (LH) 3/8"-24(M)	"B" (LH) 3/8"-24(M)
DEL. PSIG	2-15	2-15	2-40	2-40
REPLACEMENT 1 1/2" GAUGES	G19; Contents (400 PSI MAX.)	G15; 30 PSI (RL) G19; Contents (400 PSI MAX.)	G83; 60 PSI	G83; 60 PSI

NOTE: PSI/kPa, PSI/Kg, PSI/BAR Gauges available (Please Inquire)

Replacement gauges on display card are fitted with gauge boots (Add -D to Part Number)

SINGLE
STAGE

REGULATORS RUH SERIES "CONTRACTOR"




RUH SERIES
SPECIAL PURPOSE

CO₂ AND NITROGEN REGULATORS FOR PNEUMATIC TOOLS

RUHPT SERIES
DIMENSIONS

Depth:	5"
Width:	5 1/4"
Height:	5 1/4"
Weight:	3 lbs.

PART#
RUH15PTS
NITROGEN
REGULATOR



MADE IN U.S.A.

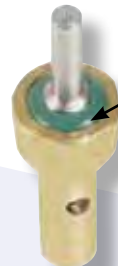
- Use "air" tools in the field with standard CO₂ and Nitrogen cylinders
- 1/4" NPT female outlet for air fittings
- Easy-to-read single scale 2" gauges
- T-handle for easy flow adjustment up to 125 PSI max.
- Durable seat assembly for long life
- Pressure relief safety device
- Weighs only 3 pounds

Have you checked
your seats lately?

The improved, efficient RUV21G high pressure [green] seat used in all RUH Series high pressure regulators provides long, trouble-free service.

It is also sold separately as a replacement item.

Use for high pressure service [Hydrogen, Oxygen, Nitrogen, Helium, Argon, CO₂ & Air]



RUV21G



PART#
RUH8213PT
CO₂ REGULATOR



**MAXIMUM INLET
3000 PSIG**

RUH82PT SERIES
DIMENSIONS

Depth:	5"
Width:	6 1/4"
Height:	5 1/4"
Weight:	3 lbs.

PART# UPC#	RUH13PTS 11370	RUH15PTS 11380	RUH8213PT 11095	RUH8215PT 11092
CGA INLET	CARBON DIOXIDE 320	NITROGEN 580	CARBON DIOXIDE 320	NITROGEN 580
OUTLET CONNECTION	1/4" NPT (F)	1/4" NPT (F)	1/4" NPT (F)	1/4" NPT (F)
DEL. PSIG	5-125	5-125	5-125	5-125
REPLACEMENT 2" GAUGES	G4S; 200 PSI	G4S; 200 PSI	G4S; 200 PSI G3S; 3000 PSI	G4S; 200 PSI G7S; 4000 PSI

NOTE: PSI/kPa, PSI/Kg, PSI/BAR Gauges available (Please Inquire)



SERIES RHP REGULATORS

SINGLE
STAGE

RHP SERIES SPECIAL PURPOSE

- Piston actuated seat for durability
- Easy-to-read single scale 2" gauges
- Steel case construction with polycarbonate lens
- Protective rubber gauge boots
- Porous metal inlet filter
- Fine mesh filter screen between inlet and seat
- T-handle for ease of pressure adjustment
- For all your testing and evaluating needs



RHP400

Stainless steel
pressure
adjusting screw

**MAXIMUM INLET
3000 PSIG**

- RHP200** Also can be used for operating pneumatic tools such as nail guns and impact wrenches
- RHP400 and RHP800** Purging and pressure testing regulators. Designed for the HVAC-R technician
- RHP800 and RHP1500** For high pressure testing applications
- RHP3000 and RHP3680** For high pressure testing of cylinders & vessels

PART# UPC#	RHP200* 13500	RHP218* 13501	RHP400 13000	RHP418 13001
CGA INLET	NITROGEN 580	AIR 346	NITROGEN 580	AIR 346
OUTLET CONNECTION	1/4" FLARE (M)	1/4" FLARE (M)	1/4" FLARE (M)	1/4" FLARE (M)
DEL. PSIG	5-180	5-180	20-400	20-400
REPLACEMENT 2" GAUGES	G4S; 200 PSI G7S; 4000 PSI	G4S; 200 PSI G7S; 4000 PSI	G8S; 600 PSI G7S; 4000 PSI	G8S; 600 PSI G7S; 4000 PSI

**RHP200; RHP400; RHP800
DIMENSIONS**

Depth:	4 1/4"
Width:	5 3/4"
Height:	5 1/4"
Weight:	2 1/2 lbs.

PART# UPC#	RHP800 13800	RHP818 13801
CGA INLET	NITROGEN 580	AIR 346
OUTLET CONNECTION	1/4" FLARE (M)	1/4" FLARE (M)
DEL. PSIG	50-800	50-800
REPLACEMENT 2" GAUGES	G34S; 1000 PSI G7S; 4000 PSI	G34S; 1000 PSI G7S; 4000 PSI

**RHP1500; RHP3000
DIMENSIONS**

Depth:	5 1/2"
Width:	6"
Height:	5 1/4"
Weight:	3 1/2 lbs.

**Adequate flow to operate most pneumatic equipment on the market today.*

PART# UPC#	RHP1500 13300	RHP1518 13301	RHP3000 13600	RHP3018 13601	RHP3680 13650
CGA INLET	NITROGEN 580	AIR 346	NITROGEN 580	AIR 346	NITROGEN 680
OUTLET CONNECTION	1/4" NPT (F)	1/4" NPT (F)	1/4" NPT (F)	1/4" NPT (F)	1/4" NPT (F)
DEL. PSIG	100-1500	100-1500	200-2500	200-2500	200-3000
REPLACEMENT 2" GAUGES	G3S; 3000 PSI G7S; 4000 PSI	G3S; 3000 PSI G7S; 4000 PSI	G7S; 4000 PSI G44S; 6000 PSI	G7S; 4000 PSI G44S; 6000 PSI	G7S; 4000 PSI G44S; 6000 PSI

For special needs such as 1/4" swage lock fittings, (panel mount, etc.), contact customer service for availability.

**RHP3680
MAXIMUM INLET
5000 PSIG**

NOTE: PSI/kPa, PSI/Kg, PSI/BAR Gauges available (Please Inquire)

SINGLE
STAGE
DELIVERY
GAUGE
ONLY

REGULATORS SPECIALTY



1300 and 1500 SERIES

CO₂ and NITROGEN SPECIALTY REGULATORS

- Regulators are designed for soft drink dispensing systems (NOT BEER) and many types of pressurizing applications
- Easy-to-read single scale 1½" gauges
- 1⅝" tri-layered reinforced neoprene diaphragm
- Adjustable pressure screw with locking nut
- Porous metal inlet filter on Nitrogen and air regulators, but not installed on CO₂ models
- CO₂ models with 1/4" SAE flare outlet have a built-in reverse flow check valve
- Rubber protective gauge boots



MADE IN U.S.A.

R1563 is shipped with protective rubber gauge boots

**MAXIMUM INLET
3000 PSIG**



1300; 1500;
1800 SERIES
DIMENSIONS

Depth:	3"
Width:	5¼"
Height:	5¼"
Weight:	2 lbs.

PART# UPC#	R1344 12300	R1346 12302	R1347 12303	R1349 12305	R1358 12306	R1360 12308
---------------	----------------	----------------	----------------	----------------	----------------	----------------

CGA INLET	CO ₂ 320	CO ₂ 320	CO ₂ 320	CO ₂ 320	CO ₂ 320	CO ₂ 320
OUTLET CONNECTION	1/4" SAE FLARE (M)	1/4" SAE FLARE (M)	1/4" SAE FLARE (M)	1/4" SAE FLARE (M)	1/4" SAE FLARE (M)	1/4" SAE FLARE (M)
DEL. PSIG	2-12	5-50	5-80	5-175	2-12	5-50
REPLACEMENT 1½" GAUGES	G20; 15 PSI	G83; 60 PSI	G85; 1000 PSI	G84; 300 PSI G82; 4000 PSI	G20; 15PSI G82; 4000 PSI	G93; 60PSI

PART# UPC#	R1362 12310	R1363 12311	R1546 12402	R1549 12405	R1558 12406
---------------	----------------	----------------	----------------	----------------	----------------

CGA INLET	CO ₂ 320	CO ₂ 320	NITROGEN 580	NITROGEN 580	NITROGEN 580
OUTLET CONNECTION	1/4" SAE FLARE (M)	1/4" SAE FLARE (M)	1/4" SAE FLARE (M)	1/4" SAE FLARE (M)	1/4" SAE FLARE (M)
DEL. PSIG	5-120	5-175	5-50	5-175	2-12
REPLACEMENT 1½" GAUGES	G78; 200 PSI G82; 4000 PSI	G84; 300 PSI G82; 4000 PSI	G83; 60 PSI	G84; 300 PSI	G20; 15 PSI G82; 4000 PSI

PART# UPC#	R1560 12408	R1562 12410	R1536 12411
---------------	----------------	----------------	----------------

CGA INLET	NITROGEN 580	NITROGEN 580	NITROGEN 580
OUTLET CONNECTION	1/4" SAE FLARE (M)	1/4" SAE FLARE (M)	1/4" SAE FLARE (M)
DEL. PSIG	5-50	5-120	5-175
REPLACEMENT 1½" GAUGES	G83; 60 PSI G82; 4000 PSI	G78; 200 PSI G82; 4000 PSI	G84; 300 PSI G82; 4000 PSI

NOTE: PSI/kPa, PSI/Kg, PSI/BAR Gauges available (Please Inquire)


Replacement gauges on display card are fitted with gauge boots (Add -D to Part Number)



REGULATORS SPECIALTY

SINGLE
STAGE
DELIVERY
CONTENTS
GAUGES

MegaReg



HIGH FLOW OXYGEN REGULATOR

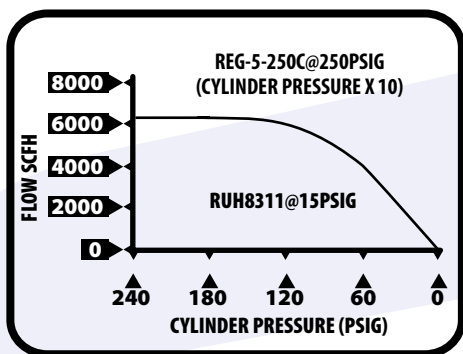
- CGA540 Inlet Connection
- Machined brass body
- Polished chrome bonnet
- Easy-to-read single scale 2.5" gauges
- 2½" tri-layered reinforced neoprene diaphragm
- Heavy duty mechanical stem type seat and nozzle assembly
- Delrin bushing for smooth flow adjustment
- Porous metal inlet filter (except CO₂ models)
- Fine mesh filter screen between inlet and seat
- Pressure relief device for low pressure gauge protection only



MADE IN U.S.A.

MAXIMUM FLOW
6500 PSIG

MAXIMUM INLET
3000 PSIG



MEGAREG SERIES DIMENSIONS

Depth: 5.5"
Width: 7.5"
Height: 7"
Weight: 4 lbs.

Single Stage Regulators have pressure rise of approximately 1/2 psi (.5) per 100 psi drop in cylinder pressure.

*Maximum Flow = 6500 SCFH Free Air @ 70°F. No Flow Restrictions
Note: The standard cubic foot per hour flows are obtained with the regulator outlet full open with no restrictions; using a preset outlet pressure and with decreasing cylinder pressure.*

PSIG = Pounds per square inch gauge.
SCFH = Standard cubic feet per hour.

NOTE: PSI/kPa, PSI/Kg, PSI/BAR Gauges available (Please Inquire)


PART#	MGR250B	MGR250C	MGR500B	MGR500C
UPC#	11900	11901	11905	11906
CGA INLET	CGA540	CGA540	CGA540	CGA540
OUTLET CONNECTION	"B" (RH) 9/16" -18 (M)	"C" (RH) 7/8" -14 (M)	"B" (RH) 9/16" -18 (M)	"C" (RH) 7/8" -14 (M)
DEL. PSIG	10-250	10-250	20-500	20-500
REPLACEMENT 2.5" GAUGES	G21S; 400 PSI G27S; 4000 PSI	G21S; 400 PSI G27S; 4000 PSI	G28S; 600 PSI G27S; 4000 PSI	G28S; 600 PSI G27S; 4000 PSI

Replacement gauges on display card are fitted with gauge boots (Add -D to Part Number)



RUHS SERIES

- Machined brass body
- Polished chrome bonnet
- Easy-to-read single scale 2" gauges
- 2" tri-layered reinforced neoprene diaphragm
- Mechanical stem type seat
- Delrin bushing for smooth flow adjustment
- Porous metal inlet filter (except CO₂ models)
- Fine mesh filter screen between inlet and seat
- Pressure relief device for low pressure gauge protection only

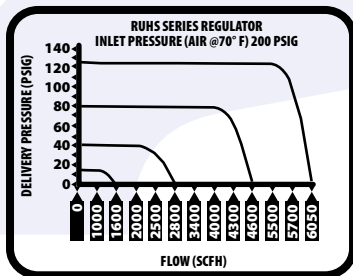


RUHS8210

WARNING!
DO NOT CONNECT A LINE
REGULATOR TO A CYLINDER!

RUHS SERIES DIMENSIONS

Depth:	5 1/2"
Width:	5"
Height:	6"
Weight:	3 1/2 lbs.



Single Stage Regulators
have pressure rise of
approx. 1/2 psi (.5) per
100 psi drop in
cylinder pressure.

MAXIMUM INLET 200 PSIG

Maximum Flow = 6050 SCFH
Free Air @ 70° F
No Flow Restrictions
NOTE: The standard cubic foot
per hour flows are obtained
with the regulator outlet
full open with no restrictions;
using a preset outlet pressure
and with a decreasing
cylinder pressure.

PSIG - Pounds per sq. in. gauge
SCFH - Standard cu. ft. per hour



RUHS8210

PART# UPC#	RUHS8210 11300	RUHS8211 11301	RUHS8212 11302	RUHS8213 11303	RUHS8214 11304	RUHS8215 11305
CGA INLET	OXYGEN CGA024 7/8"-14(RH) (F)	ACETYLENE CGA025 7/8"-14(LH) (F)	LPG & ALL FUEL GASES CGA025 7/8"-14(LH) (F)	CO ₂ CGA034 7/8"-14(RH) (M)	ARGON CGA034 7/8"-14(RH) (M)	NITROGEN CGA034 7/8"-14(RH) (M)
OUTLET CONNECTION	"B" (RH) 9/16"-18 (M)	"B" (LH) 9/16"-18 (M)	"B" (LH) 9/16"-18 (M)	RH (F) 5/8"-18	RH (F) 5/8"-18	RH (F) 5/8"-18
DEL. PSIG	5-125	2-15	2-40	5-125	5-125	5-125
REPLACEMENT 2" GAUGE	G4S; 200 PSI	G2S; 30 PSI (RL)	G5S; 60 PSI	G4S; 200 PSI	G4S; 200 PSI	G4S; 200 PSI



SERIES RUHL REGULATORS

SINGLE
STAGE

RUHL SERIES LINE REGULATORS



MADE IN U.S.A.

- Machined brass body
- Polished chrome bonnet
- Easy-to-read single scale 2" gauges
- 2" tri-layered reinforced neoprene diaphragm
- Mechanical stem type seat
- Delrin bushing for smooth flow adjustment
- Pressure relief device for low pressure gauge protection only



RUHL8210

WARNING!
DO NOT CONNECT A LINE
REGULATOR TO A CYLINDER!

RUHL SERIES DIMENSIONS

Depth:	5 1/2"
Width:	3 1/2"
Height:	6"
Weight:	3 1/2 lbs.


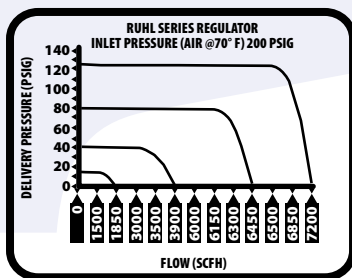


Single Stage Regulators
have pressure rise of
approx. 1/2 psi (.5)
per 100 psi drop in
cylinder pressure.

**MAXIMUM INLET
350 PSIG**

Maximum Flow = 7200 SCFH
Free Air @ 70° F
No Flow Restrictions
NOTE: The standard cubic foot
per hour flows are obtained
with the regulator outlet
full open with no restrictions;
using a preset outlet pressure
and with a decreasing
cylinder pressure.

PSIG - Pounds per sq. in. gauge
SCFH - Standard cu. ft. per hour



RUHL8210

1/4" NPT (F)
INLET PORT

PART# UPC#	RUHL8210 11200	RUHL8211 11201	RUHL8212 11202	RUHL8213 11203	RUHL8214 11204	RUHL8215 11205
CGA INLET	OXYGEN 1/4" NPT (F)	ACETYLENE 1/4" NPT (F)	LP & ALL FUEL GASES 1/4" NPT (F)	CO ₂ 1/4" NPT (F)	ARGON 1/4" NPT (F)	NITROGEN 1/4" NPT (F)
OUTLET CONNECTION	"B" RH 9/16"-18(M)	"B" LH 9/16"-18(M)	"B" LH 9/16"-18(M)	RH (F) 5/8"-18	RH (F) 5/8"-18	RH (F) 5/8"-18
DEL. PSIG	5-125	2-15	2-40	5-125	5-125	5-125
REPLACEMENT 2" GAUGES	G4S; 200 PSI	G2S; 30 PSI (RL)	G5S; 60PSI	G4S; 200 PSI	G4S; 200 PSI	G4S; 200 PSI


NOTE: PSI/kPa, PSI/Kg, PSI/BAR Gauges available (Please Inquire)



**MAXIMUM INLET
3000 PSIG**

RHG GAUGELESS SERIES SPECIAL PURPOSE

- Machined brass body & polished chrome bonnet
- Color coded spring loaded cylinder gauge indicator
- 2" tri-layered reinforced neoprene diaphragm
- Mechanical stem type seat
- Delivery pressure calibrations inscribed on regulator bonnet
- Porous bronze inlet filter
- Fine mesh filter screen between inlet and seat
- Pressure relief device for low pressure gauge protection only



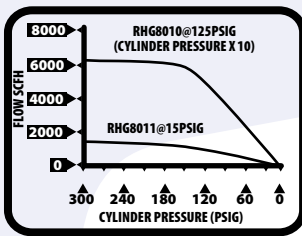
**UL LISTED
592H**

RHG SERIES DIMENSIONS

Depth:	6 1/4"
Width:	5 1/2"
Height:	4 1/2"
Weight:	4 lbs.

RHG8010

*Single Stage Regulators
have pressure rise of
approx. 1/2 psi (.5) per
100 psi drop in
cylinder pressure.*



*Maximum Flow = 6300 SCFH
Free Air @ 70°F
No Flow Restrictions
NOTE: The standard cubic foot
per hour flows are obtained
with the regulator outlet
full open with no restrictions;
using a preset outlet pressure
and with decreasing
cylinder pressure.*

*PSIG - Pounds per sq. in. gauge
SCFH - Standard cu. ft. per hour*

**REPLACEMENT
SPRING LOADED CONTENTS GAUGES**
Easy to read protected inlet pressure
indicator with calibrations on the inside
of the polycarbonate cover
and safety color coding.

PART#	DESCRIPTION
G59	PROPANE (BLUE)
G60	OXYGEN (GREEN)
G61	ACETYLENE (RED)



PART# UPC#	RHG8010 11400	RHG8011 11401	RHG8011-1 11402	RHG8011-CND 11403	RHG8012 11404
CGA INLET	OXYGEN 540	ACETYLENE 510	ACETYLENE 300	ACETYLENE 410	LP & ALL FUEL GASES 510
OUTLET CONNECTION	"B" (RH) 9/16"-18(M)	"B" (LH) 9/16"-18(M)	"B" (LH) 9/16"-18(M)	"B" (LH) 9/16"-18(M)	"B" (LH) 9/16"-18(M)
DEL. PSIG	5-100	2-15	2-15	2-15	2-40
REPLACEMENT SPRING LOADED CONTENTS GAUGES	G60	G61	G61	G61	G59



RHF FLOWMETER REGULATOR


SINGLE
STAGE

RHF SERIES FLOWMETER REGULATORS

The Uniweld flowmeter regulator is designed for MIG and TIG welding. Flowmeters are more accurate than flowgauge regulators. The pressure gauge shows how much gas is left in the tank and goes from 0 to 4000 PSI. The output flow is adjustable in cubic feet per hour and is indicated by the ball which moves up and down in the flow tube. This flowmeter will handle MIG and TIG welding for both steel and aluminum.



MADE IN U.S.A.



RHF8214

- Machined brass body
- Polished chrome bonnet
- Easy-to-read single scale 2" gauges
- 2" tri-layered reinforced neoprene diaphragm
- Mechanical stem type seat
- Calibrated to 50 PSI outlet pressure @ 70°F
- Porous metal inlet filter (except CO₂ models)
- Fine mesh filter screen between inlet and seat
- Pressure relief device for low pressure flowmeter protection only



**MAXIMUM INLET
3000 PSIG**

RHF SERIES DIMENSIONS

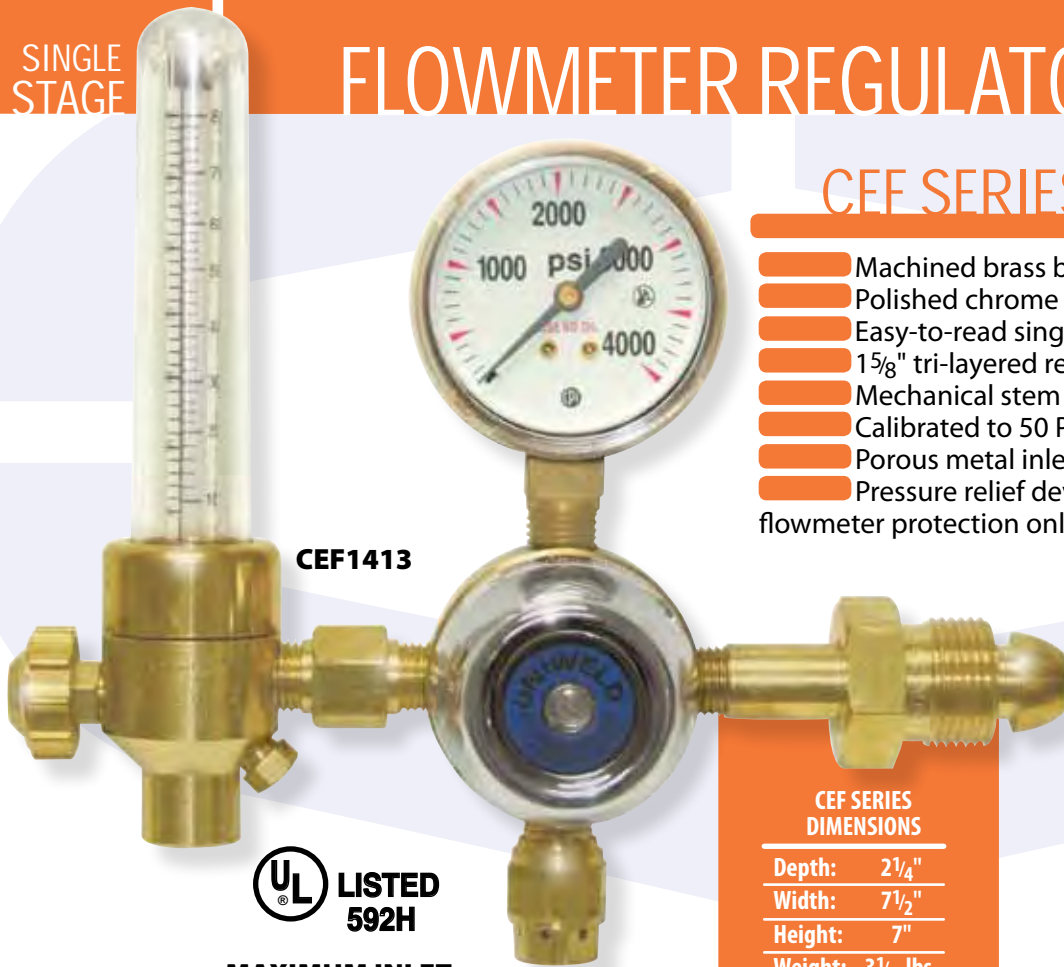
Depth:	4"
Width:	7 1/2"
Height:	7"
Weight:	4 lbs.

SINGLE GAS CALIBRATION

TWO GAS CALIBRATION

PART# UPC#	RHF8213 11600	RHF8214 11601	RHF1413 11616	RHF8214-6 11602	RHF8214-8 11603	RHF8214-10 11604
CGA INLET	CO ₂ 320	ARGON 580	ARGON/CO ₂ 580	ARGON/HELIUM 580	ARGON/HELIUM 580	ARGON/HELIUM 580
OUTLET CONNECTION	5/8"-18 RH(F)	5/8"-18 RH(F)	5/8"-18 RH(F)	5/8"-18 RH(F)	5/8"-18 RH(F)	5/8"-18 RH(F)
FLOW CAP. (SCFH)	10-80	10-70	10-70	2-18/5-50	5-40/10-110	10-70/25-205
REPLACEMENTS						
FLOWMETER TUBE COVER	UAF22	UAF22	UAF22	UAF22	UAF22	UAF22
TUBE	UCF18	UAF18	UACF18	UAHF18	UAHF18-1	UAHF18-2
2" GAUGES	G3S; 3000 PSI	G7S; 4000 PSI	G7S; 4000 PSI	G7S; 4000 PSI	G7S; 4000 PSI	G7S; 4000 PSI

NOTE: PSI/kPa, PSI/Kg, PSI/BAR Gauges available (Please Inquire)



CEF1413



**MAXIMUM INLET
3000 PSIG**

CEF SERIES

- Machined brass body
- Polished chrome bonnet
- Easy-to-read single scale 2" gauges
- 1⁵/₈" tri-layered reinforced neoprene diaphragm
- Mechanical stem type seat
- Calibrated to 50 PSI outlet pressure @ 70°F
- Porous metal inlet filter (except CO₂ models)
- Pressure relief device for low pressure flowmeter protection only



MADE IN U.S.A.

CEF SERIES DIMENSIONS

Depth:	2 ¹ / ₄ "
Width:	7 ¹ / ₂ "
Height:	7"
Weight:	3 ¹ / ₂ lbs.



KF14-8

SINGLE GAS CALIBRATION

TWO GAS CALIBRATION

PART# UPC#	CEF13 12500	CEF14 12501	CEF1413 12505	CEF14-6 12502	CEF14-8 12503	CEF14-10 12504
CGA INLET	CO ₂ 320	ARGON 580	ARGON/CO ₂ 580	ARGON/HELIUM 580	ARGON/HELIUM 580	ARGON/HELIUM 580
OUTLET CONNECTION	5/8"-18 RH(F)	5/8"-18 RH(F)	5/8"-18 RH(F)	5/8"-18 RH(F)	5/8"-18 RH(F)	5/8"-18 RH(F)
FLOW CAP. (SCFH)	10-80	10-70	10-70	2-18/5-50	5-40/10-110	10-70/25-205
REPLACEMENTS						
FLOWMETER TUBE COVER	UAF22	UAF22	UAF22	UAF22	UAF22	UAF22
TUBE	UCF18	UAF18	UACF18	UAHF18	UAHF18-1	UAHF18-2
2" GAUGE	G3S; 3000 PSI	G7S; 4000 PSI	G7S; 4000 PSI	G7S; 4000 PSI	G7S; 4000 PSI	G7S; 4000 PSI

NOTE: PSI/kPa, PSI/Kg, PSI/BAR Gauges available (Please Inquire)

COMPLETE MIG KIT	PART# UPC#	KF13 89510	KF14 89511	KF1413 89512	KF14-6 89513	KF14-8 89514	KF14-10 89515
FLOWMETER	CEF13	CEF14	CEF1413	CEF14-6	CEF14-8	CEF14-10	
GAS CALIBRATION	CO ₂	ARGON	ARGON/CO ₂	ARGON HELIUM	ARGON HELIUM	ARGON HELIUM	
HOSE	90190 10 ft. 3/16" ID HOSE with 5/8"-18 RH(M) FITTINGS AT BOTH ENDS	90190 10 ft. 3/16" ID HOSE with 5/8"-18 RH(M) FITTINGS AT BOTH ENDS	90190 10 ft. 3/16" ID HOSE with 5/8"-18 RH(M) FITTINGS AT BOTH ENDS	90190 10 ft. 3/16" ID HOSE with 5/8"-18 RH(M) FITTINGS AT BOTH ENDS	90190 10 ft. 3/16" ID HOSE with 5/8"-18 RH(M) FITTINGS AT BOTH ENDS	90190 10 ft. 3/16" ID HOSE with 5/8"-18 RH(M) FITTINGS AT BOTH ENDS	90190 10 ft. 3/16" ID HOSE with 5/8"-18 RH(M) FITTINGS AT BOTH ENDS



FR FLOWMETER REGULATOR

SINGLE
STAGE



KFR13



FR13

FR SERIES FLOWMETER REGULATORS

- Combination regulator & flowmeter in one unit
- Machined brass body
- Piston activated
- Calibrated to 50 PSI outlet pressure @ 70°F
- Easy-to-read single scale 1½" gauge
- Pressure relief device for low pressure flowmeter protection only



MADE IN U.S.A.

FR SERIES DIMENSIONS

Depth:	3¼"
Width:	5¼"
Height:	6¼"
Weight:	1½ lbs.



**MAXIMUM INLET
3000 PSIG**

SINGLE GAS CALIBRATION

TWO GAS CALIBRATION

PART# UPC#	FR13 12800	FR14 12801	FR1413 12802	FR14-6 12803	FR14-8 12804	FR14-10 12805
CGA INLET	CO ₂ 320	ARGON 580	ARGON/CO ₂ 580	ARGON/HELIUM 580	ARGON/HELIUM 580	ARGON/HELIUM 580
OUTLET CONNECTION	5/8"-18 RH(F)	5/8"-18 RH(F)	5/8"-18 RH(F)	5/8"-18 RH(F)	5/8"-18 RH(F)	5/8"-18 RH(F)
FLOW CAP. (SCFH)	10-80	10-70	10-70	2-18/5-50	5-40/10-110	10-70/25-205
REPLACEMENTS						
FLOWMETER TUBE COVER	UAF22	UAF22	UAF22	UAF22	UAF22	UAF22
TUBE	UCF18	UAF18	UACF18	UAHF18	UAHF18-1	UAHF18-2
1½" GAUGE	G182; 4000 PSI	G182; 4000 PSI	G182; 4000 PSI	G182; 4000 PSI	G182; 4000 PSI	G182; 4000 PSI

NOTE: PSI/kPa, PSI/Kg, PSI/BAR Gauges available (Please Inquire)

COMPLETE MIG KIT	PART# UPC#	KFR13 89520	KFR14 89521	KFR1413 89522	KFR14-6 89523	KFR14-8 89524	KFR14-10 89525
FLOWMETER	FR13	FR13	FR14	FR1413	FR14-6	FR14-8	FR14-10
GAS CALIBRATION	CO ₂	CO ₂	ARGON	ARGON/CO ₂	ARGON HELIUM	ARGON HELIUM	ARGON HELIUM
HOSE	90190 10 ft. 3/16" ID HOSE with 5/8"-18 RH(M) FITTINGS AT BOTH ENDS	90190 10 ft. 3/16" ID HOSE with 5/8"-18 RH(M) FITTINGS AT BOTH ENDS	90190 10 ft. 3/16" ID HOSE with 5/8"-18 RH(M) FITTINGS AT BOTH ENDS	90190 10 ft. 3/16" ID HOSE with 5/8"-18 RH(M) FITTINGS AT BOTH ENDS	90190 10 ft. 3/16" ID HOSE with 5/8"-18 RH(M) FITTINGS AT BOTH ENDS	90190 10 ft. 3/16" ID HOSE with 5/8"-18 RH(M) FITTINGS AT BOTH ENDS	90190 10 ft. 3/16" ID HOSE with 5/8"-18 RH(M) FITTINGS AT BOTH ENDS



CEFG, RHFG & MRFG SERIES FLOWGAUGE REGULATORS

- Machined brass body
- Mechanical stem type seat and porous metal inlet filter (except CO₂ models)
- Fine mesh filter screen between inlet and body (except CO₂ models)
- Pressure relief device for low pressure flowgauge protection only

CEFG Medium duty • 1½" gauges
Forged brass pressure adjusting screw with locking retaining ring • 15/8" tri-layered neoprene diaphragm

RHFG Heavy duty single scale 2" gauges • Delrin bushing for smooth flow adjustment • 2" tri-layered neoprene diaphragm

MRFG14



MADE IN U.S.A.



**MAXIMUM INLET
3000 PSIG**

- MRFG13 and MRFG14**
- Easy-to-read 2" gauges
 - 15/8" tri-layered neoprene diaphragm
 - Unique dampened seat assembly
 - Reseating pressure relief device for low pressure flowgauge protection

RHFG13-50

CEFG13

SINGLE & TWO GAS CALIBRATION

PART# UPC#	CEFG13 12600	CEFG14 12603	RHFG13-50 11500	RHFG14-50 11501	MRFG13 12607	MRFG14 12608
CGA INLET	CO ₂ 320	ARGON & AR/CO ₂ MIX 580	CO ₂ 320	ARGON & AR/CO ₂ MIX 580	CO ₂ 320	ARGON & AR/CO ₂ MIX 580
OUTLET CONNECTION	5/8"-18 RH(F)	5/8"-18 RH(F)	5/8"-18 RH(F)	5/8"-18 RH(F)	5/8"-18 RH(F)	5/8"-18 RH(F)
FLOW CAP. (SCFH)	10-40	10-40	10-50	10-55	10-40	10-55
OUTLET ORIFICE	.026	.026	.029	.032	.026	.032
REPLACEMENTS						
1½" GAUGES	G87; 10-40 SCFH G82; 4000 PSI	G51; 10-40 SCFH G82; 4000 PSI				

2" GAUGES

G86S; 10-50 SCFH
G3S; 3000 PSI

G76S; 10-55 SCFH
G7S; 4000 PSI

G86S-4*; 10-50 SCFH
G7S-4*; 4000 PSI
(* 1/8 NPT)

G76S-4*; 10-55 SCFH
G7S-4*; 4000 PSI
(* 1/8 NPT)

NOTE: PSI/kPa, PSI/Kg, PSI/BAR Gauges available (Please Inquire)

**COMPLETE
MIG KIT**

PART# UPC#	KFG13 89530	KFG14 89531
FLOWMETER	CEFG13	CEFG14
GAS CALIBRATION	CO ₂	ARGON & AR/CO ₂ MIX
HOSE	90190 10 ft. 3/16" ID HOSE with 5/8"-18 RH(M) FITTINGS AT BOTH ENDS	90190 10 ft. 3/16" ID HOSE with 5/8"-18 RH(M) FITTINGS AT BOTH ENDS

**CEFG SERIES
DIMENSIONS**

Depth:	3"
Width:	6"
Height:	5 1/4"
Weight:	2 lbs.

**RHFG SERIES
DIMENSIONS**

Depth:	5 1/2"
Width:	5 1/2"
Height:	7"
Weight:	4 lbs.

**MRFG SERIES
DIMENSIONS**

Depth:	3 3/4"
Width:	7"
Height:	5 5/8"
Weight:	2 lbs.



DUAL FLOWMETER FLOWGAUGE REGULATORS


SINGLE
STAGE

DEF & DEG SERIES

Designed for production and maintenance applications where stainless steel, aluminum pipe or closed vessels are TIG or MIG welded and where shielding gas and purging gas are simultaneously required.

These regulators are used in sequential welding operations requiring different settings for one or more operations without constantly resetting the flowmeter.

- Machined brass body
- Easy-to-read single scale gauge(s)
- Porous metal inlet filter
- Pressure relief device for low pressure flowgauge/flowmeter protection only



DEF14

DEF 14

DUAL FLOWMETER

- Polished chrome bonnet
- Flowmeters calibrated to 50 PSI inlet pressure at 70° F
- 15/8" tri-layered reinforced neoprene diaphragm
- Mechanical stem type seat

DEG 14

DUAL FLOWGAUGE

- Machined brass bonnet
- Calibrated to specific orifice
- Piston actuated



DEG14



MADE IN U.S.A.

TWO GAS CALIBRATION

PART# UPC#	DEF14 12550	DEG14 12650
CGA INLET	ARGON/HELIUM 580	ARGON & AR/CO ₂ MIX 580
OUTLET CONNECTION	5/8"-18 RH(F)	5/8"-18 RH(F)
FLOW CAP. (SCFH)	10-70/25-205	10-40
REPLACEMENTS		
FLOWMETER TUBE COVER	UAF22	-
TUBE	UAHF18-2	-
2" GAUGE	G7S; 4000 PSI	-
1 1/2" GAUGE		G51; 0-40 SCFH G82; 4000 PSI

**MAXIMUM INLET
3000 PSIG**

DEF14 SERIES DIMENSIONS

Depth:	4 3/4"
Width:	7 3/4"
Height:	7"
Weight:	4 lbs.

DEG14 SERIES DIMENSIONS

Depth:	5"
Width:	6 1/2"
Height:	4 1/2"
Weight:	2 lbs.

NOTE: PSI/kPa, PSI/Kg, PSI/BAR Gauges available (Please Inquire)



SINGLE & TWO GAS CALIBRATION

- Used with regulator or pipe line distribution installation
- Calibrated at 50 PSI inlet pressure @ 70° F
- Stainless steel needle valve for accurate delivery flow
- Clear impact resistant polycarbonate cover and flow tube for maximum safety and service
- Bold easy-to-read flow tube scales
- Flow tubes and balls are easily changed for various single or two gas readings
- Precision machined solid brass body
- Built-in cushion at top of flowmeter tube absorbs ball impact



UCF13

DIMENSIONS

Depth:	1 1/2"
Width:	2"
Height:	6"
Weight:	1 lb.




MADE IN U.S.A.

DIMENSIONS

Depth:	1 1/2"
Width:	2"
Height:	6"
Weight:	1 lb.

SINGLE GAS CALIBRATION

PART#	UCF13	UAF14	14014
UPC#	14001	14000	14014
INLET CONNECTION	CO ₂ 1/4" NPT(F)	ARGON 1/4" NPT(F)	ARGON 1/4" NPT(F)
OUTLET CONNECTION	5/8"-18 RH(F)	5/8"-18 RH(F)	1/4" NPT(F)
FLOW CAPACITY SCFH	10-80	10-70	10-70



UAF14

TWO GAS CALIBRATION

PART#	UAF1413	14017	UAHF14-6
UPC#	14016	14017	14002
INLET CONNECTION	ARGON/ CO ₂ 1/4" NPT(F)	ARGON/ CO ₂ 5/8"-18 RH(F)	ARGON/HELIUM 1/4" NPT(F)
OUTLET CONNECTION	5/8"-18 RH(F)	5/8"-18 RH(F)	5/8"-18 RH(F)
FLOW CAPACITY SCFH	10-80 10-70	10-80 10-70	2-18 5-50





ADAPTORS

WELDING
ACCESSORIES

CYLINDER TO REGULATOR ADAPTORS

PART# F10X
UPC# 43300

CGA580 to
CGA540



PART# F22X
UPC# 43303

CGA540 to
CGA580



PART# F24X
UPC# 43304

CGA510 "POL"
to CGA300 "CA"



*All adaptors
are shipped on a
display card*


PART# F25
UPC# 43305

CGA200 "MC" 90°
to CGA510 "POL"



PART# F28
UPC# 43306

CGA300 "CA"
to CGA510 "POL"



PART# F31
UPC# 43307

CGA520 "B" to
CGA200 "MC"



PART# F34
UPC# 43310

CGA200 "MC" 90°
to CGA520 "B"



PART# F32
UPC# 43308

CGA510 "POL"
to CGA520 "B"



PART# F33
UPC# 43309

CGA520 "B" 90°
to CGA510 "POL"



PART# F37
UPC# 43312

CGA510 "POL"
to CGA200 "MC"



PART# F35
UPC# 43311

CGA300 "CA" to
CGA520 "B"



PART# F36
UPC# 43319

CGA320 to
"CO₂" CGA580



PART# F50
UPC# 43315

CGA520 "B" 90°
to CGA520 "B"



PART# F38
UPC# 43313

CGA300 "CA" to
CGA200 "MC"



PART# F41
UPC# 43314

CGA200 "MC"
to CGA520 "B"




PART# F60
UPC# 43316

ALC CGA410
Fitting to
CGA510 "POL"



PART# F61X
UPC# 43317

CGA520 "B" to
CGA300 "CA"





REPLACEMENT GAUGES

Oxygen cleaned welding gauges (cleaned for oxy per A.N.S.I. B40.1) suitable for use with oxygen, other fuel gases and medical equipment (that is non corrosive to brass or bronze) and where stem mounting is desired. Quality brass and steel case construction with one piece polycarbonate lens. Recommended for use with compressed gas regulators. Most 1 1/2" welding gauges are fitted with a protective rubber gauge boot.



G19D



G15



PSI Only



PSI/Kg
Add (-1)
to Part#



PSI/kPa
Add (-2)
to Part#



PSI/Bar
Add (-3)
to Part#

1 1/2" GAUGES (1/8" NPT**)

2" GAUGES (1/4" NPT**)

2 1/2" GAUGES (1/4" NPT**)

PRESSURE CALIBRATION	POWDER PAINTED STEEL CASE	GOLD STEEL CASE	GOLD STEEL CASE	BRASS CASE	BRASS CASE	GOLD STEEL CASE	BRASS CASE	GOLD STEEL CASE
	B.M.*	B.M.*	C.B.M.*	B.M.*	C.B.M.* <small>WITH WEEP HOLE</small>	B.M.*	B.M.*	B.M.*
15 PSI (180° scale)	-	G20	-	-	-	-	-	-
30 PSI (Red Line 15-30)	G15 (RED)	G79	-	G2	-	G2S	G22	G22S
30 PSI	-	G80	-	G74	-	G74S	G75	G75S
60 PSI	-	G83	-	G5	G105	G5S	G25	G25S
100 PSI	G49 (GREEN)	G85	G185	G6	G106	G6S	G26	G26S
200 PSI	-	G78	G178	G4	G104	G4S	G24	G24S
300 PSI	-	G84	G184	G33	-	G33S	-	-
400 PSI	-	G73	-	G1	G101	G1S	G21	G21S
1/4, 1/2, 3/4 CONTENTS	G19 (RED)	-	-	-	-	-	-	-
600 PSI	-	-	-	G8	G108	G8S	G28	G28S
1000 PSI	-	-	-	G34	-	G34S	-	-
4000 PSI, (UL) LISTED	G56 (GREEN)	G82	G182	G7	-	G7S	G27	G27S
6000 PSI, (UL) LISTED	-	-	-	G44	-	G44S	G46	G46S

*B.M. = Bottom Mount - C.B.M. = Center Back Mount. ** For 1/8" NPT add (-4) to Part Number. For display cards add (-D) to Part Number

	PART#	1 1/2" DESCRIPTION	PART#	2" DESCRIPTION	PART#	2 1/2" DESCRIPTION
DISPLAY CARD	PL15	POSI-LOCK	PL2	POSI-LOCK	PL25	POSI-LOCK
BULK	05-1-52	FLAT PLASTIC	05-2-52-4	FLAT PLASTIC	05-3-52-8	POSI-LOCK
	05-1-52-7	POSI-LOCK	05-2-52-7	POSI-LOCK		
	05-1-63	FRICTION RING	05-2-63-2	FRICTION RING		



REPLACEMENT GAUGES

FLOWGAUGES & MEDICAL GAUGES

WELDING
ACCESSORIES



1 1/2" FLOWGAUGES (1/8" NPT) GOLD STEEL CASE

PART#	DESCRIPTION
G51	10-40 SCFH, Argon, AR/CO ₂ Mix (75%-25%) Calibrated for 71 Dr./ .026" Orifice (60 PSI Max.)
G87	10-40 SCFH, CO ₂ Calibrated for 71 Dr./ .026" Orifice (60 PSI Max.)

2" FLOWGAUGES (1/4" NPT) BRASS OR GOLD STEEL CASE

PART#	DESCRIPTION
G76	10-55 SCFH, Argon, AR/CO ₂ Mix (75%-25%) Calibrated for 67 Dr./ .032" Orifice (60 PSI Max.)
G76S	Same as above [Gold Steel Case]
G77	20-100 SCFH, CO ₂ Calibrated for 67 Dr./ .032" Orifice (100 PSI Max.)
G77S	Same as above [Gold Steel Case]
G86	10-50 SCFH, CO ₂ Calibrated for 69 Dr./ .029" Orifice (60 PSI Max.)
G86S	Same as above [Gold Steel Case]

1 1/2" MEDICAL GAUGES (1/8" NPT) CHROME PLATED CASE

PART#	DESCRIPTION
G55	15 LPM, Plated Socket, Oxy Calibrated for 73 Dr./ .024" Orifice (60 PSI Max.)
G54	4000 PSI, Plated Socket, Bottom Mount
G154	4000 PSI, Brass Socket, Center Back Mount

2" MEDICAL GAUGES (1/4" NPT) CHROME PLATED CASE


PART#	DESCRIPTION
G62	15 LPM Plated Socket, Oxy Calibrated for 77 Dr./ .018" Orifice (120 PSI Max.)
G63	4000 PSI, Plated Socket, Bottom Mount

(Medical Gauge Dials-green background with white numbers and letters)

High Pressure CO₂ gauge
with red zone for gas order alert.
Use CO₂ or other compressed gases.
Available with side mount or bottom
mount; right or left hand threads.
NOT for OXYGEN service.

2" HIGH PRESSURE CO₂ GAUGES, BLACK STEEL CASE

PART#	DESCRIPTION
GS241	Bottom Mount (RHT) 3000 PSI
GS242	Bottom Mount (LHT) 3000 PSI
GS243	Side Mount (RHT) 3000 PSI
GS244	Side Mount (LHT) 3000 PSI



GS243



GS241



CYLINDER/TANKS OXYGEN/ACETYLENE/NITROGEN

"N20", "N40", "N60", "R40" AND "R"

CYLINDERS MEET SPECIFICATION DOT3AA2015

"B" AND "MC" CYLINDERS MEET SPECIFICATION: DOTS

DISPOSABLE PROPANE AND MAP//Pro™ CYLINDERS

*CASES OF 12 ONLY ARE SHIPPED FULL AND MEET
DOT 39NRC SPECIFICATIONS

N60
SHIPPED WITH
CYLINDER CAP



GAS SERVICE	PART#	UPC#	APPROX. CAPACITY Cu. Ft.	O.D. INCHES	HEIGHT W/VALVE	WEIGHT LBS.	CGA CONNECTION
ACETYLENE	MC	40032	10	4	15	8	200
	B	40033	40	6	23.35	25.5	520
OXYGEN	R	40034	20	5.25	18.5	12.7	540
	R40	40035	40	7	22.5	32	540
NITROGEN	N20	40036	20	5.25	18.5	12.7	580
	N40	40037	40	7	22.5	32	580
	N60	40041	60	7	27	39	580
LIQUID CAPACITY							
MAP//Pro™	MDC*	40030	14.1 oz.	3	11	2	600
PROPANE	PDC*	40031	14.1 oz.	3	11	1.75	600
	5P	40067	5 lb.	9.25	11.750	11.91	510

*All tanks are shipped empty. MAP//Pro™ is a trademark of Worthington Industries.

TANK TEST GAUGE OXYGEN/ACETYLENE/NITROGEN

Protect yourself against shortages by checking the cylinder contents.

Reading of contents:

- Oxygen pressure 1800-2200 psi
- Acetylene pressure 1/4, 1/2, 3/4 or FULL
- Nitrogen pressure 1800-2200 psi



TGCMC



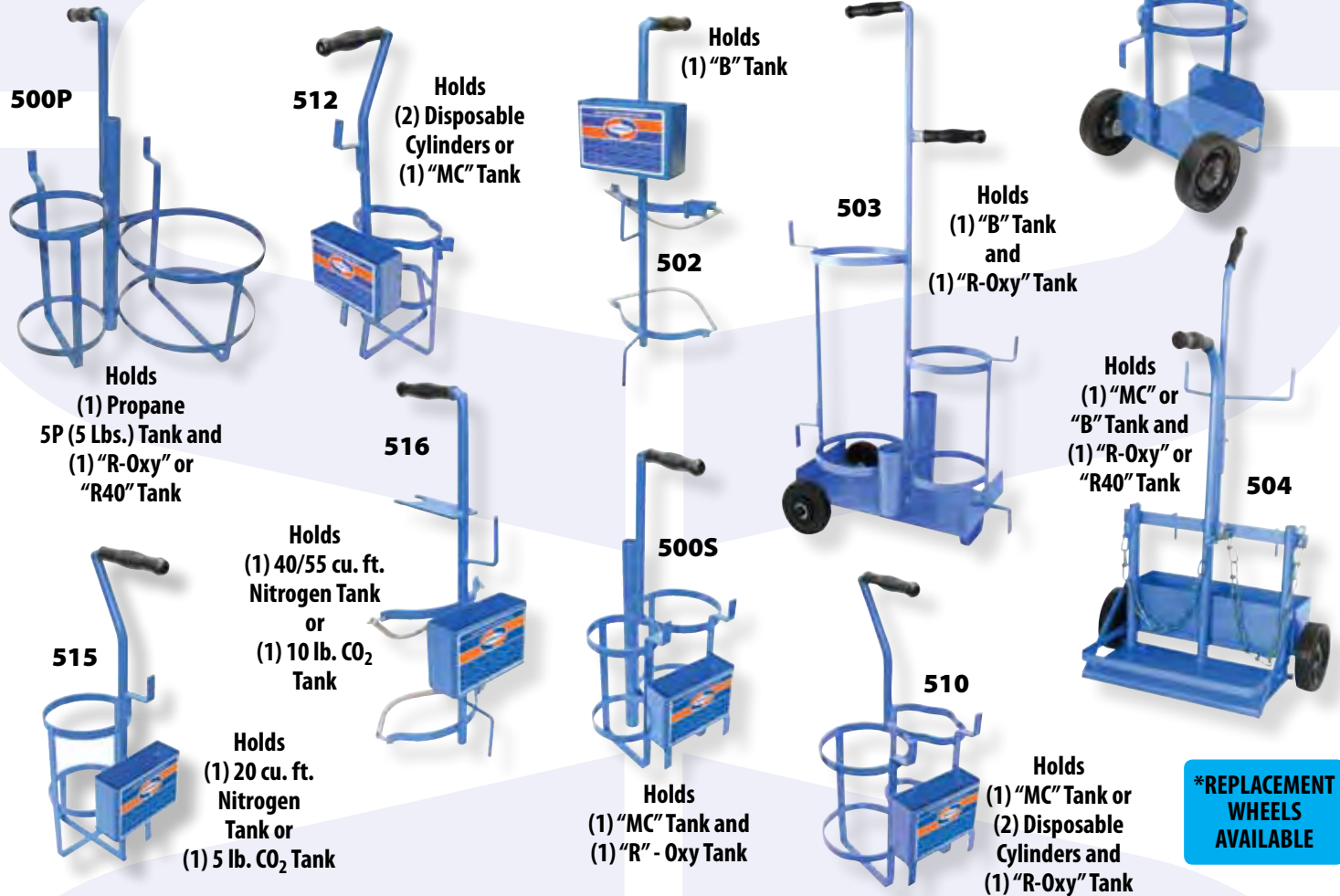
PART#	UPC#	DESCRIPTION
TGCB	41250	"B" Tank Test Gauge
TGCMC	41251	"MC" Tank Test Gauge
TGCN	41252	Nitrogen Tank Test Gauge
TGCO	41253	Oxygen Tank Test Gauge



CARRYING STANDS FOR "R", "R40", "MC", "B", "N60", "N40", "N20"

WELDING ACCESSORIES

The rugged Uniweld line of cylinder trucks and carrying stands offers convenience, portability and organization. All blue enameled steel models feature fitted handle grips and hose holders. The blue plastic tote has ample room for cylinders, hose and accessories.



***REPLACEMENT WHEELS AVAILABLE**

CARRYING STANDS & CYLINDER TRUCKS

	PART#	UPC#	DESCRIPTION
Metal	500S	30001	Carrying stand for (1) "MC" tank & (1) "R-Oxy" tank w/utility tray & brazing rod holder
	502	30003	Carrying stand for (1) "B" tank w/utility tray & Air/Fuel handle holder
	503	30004	Cylinder truck for (1) "B" tank & (1) "R-Oxy" tank (w/wheels)*
	504	30005	Cylinder truck for (1) "MC" or "B" tank & (1) "R-Oxy" or "R40" tank (w/wheels)*
	510	30007	Carrying stand for (1) "MC" tank or (2) disposable fuel cylinders and (1) "R-Oxy" tank w/utility tray
Plastic	511	30008	Molded blue plastic carrying stand for (1) "MC" tank or (1) disposable fuel cylinder and (1) "R-Oxy" tank
Metal	512	30009	Carrying stand for (2) disposable fuel cylinders or (1) "MC" w/utility tray and Air/Fuel handle holder
	515	30012	Nitrogen/CO ₂ carrying stand for (1) 20 cu. ft. Nitrogen tank or (1) 5 lb CO ₂ tank
	516	30013	Nitrogen/CO ₂ carrying stand for (1) 40/55 cu. ft. Nitrogen tank or (1) 10 lb CO ₂ tank
	517	30014	Nitrogen Truck for (1) 55 cu. ft. tank (w/wheels)*
	500P	30020	Carrying stand for (1) "5P" Propane (5 lbs.) tank & (1) "R-Oxy" tank



511

CGA CYLINDER VALVE CONNECTIONS

TOR	GAS	CONNECTIONS	CYLINDER TO REGULA-
-----	-----	-------------	---------------------

"MC"	PART#	Description	ACETYLENE	CGA200	
	MC24	Nut			.625" - 20 NGO-R.H.
	MC52	Nipple			7/16" - 20 UNF, 1 1/8" Long (R)

Used on: RMC Regulators Approx. 10 cu. ft. cylinders only

"CA"	PART#	Description	ACETYLENE	CGA300	
	8159-4	Nut			.830" - 14 NGO-R.H.
	11A05	Nipple			7/16" - 20 UNF, 1 5/16" Long (R)
8112-3	Nipple	1/4" - 18 NPT, 1 5/16" Long (RUH)			

Used on: R, RUH, RHG, RHT, RVT, MR Regulators

PART#	Description	CARBON DIOXIDE	CGA320	
8159-3	Nut			.830" - 14 NGO-R.H.
8312	Nipple			1/4" - 18 NPT, 2" Long
X09R	O-Ring		(Do not use with Gasket)	

Used on: CEF, RUH, RHF, RHT, RV, RVT, RHFG, R1300 (CO₂) Regulators
Use "O-Ring X09R only for 8312 Nipple, Not Gasket

PART#	Description	AIR	CGA346	
8959	Nut			.830" - 14 NGO-R.H.
1805	Nipple			1/4" - 18 NPT, 2 1/2" Long

Used on: RV, RVT, RHT, RUH, RHP, R1800 Regulators

PART#	Description	HYDROGEN	CGA350	
8859	Nut			.830" - 14 NGO-L.H.
8812-2	Nipple			1/4" - 18 NPT, 2" Long

Used on: RUH, RV, RVT, RHT Regulators

"POL"	PART#	Description	ACETYLENE AND FUEL GAS	CGA510	
	8159-2	Nut			.880" - 14 NGO-L.H.
	1205	Nipple			7/16" - 20 UNF 2 5/32" Long (R)
	1205-2	Nipple			1/4" - 18 NPT, 2 13/32" Long (MR)
8112-2	Nipple	1/4" - 18 NPT, 3 3/16" Long (RV, RUH)			

Used on: R, RUH, RHT, RHG, RV, RVT, MR Regulators
CGA410 (ALC) (Canada only) on request

"B"	PART#	Description	ACETYLENE	CGA520	
	B10	Nut			.899" - 18 NGO-R.H.
	B51	Nipple			7/16" - 20 UNF 1 15/64" Long (R)
RU12-2	Nipple	1/4" - 18 NPT, 2 3/8" Long (MR, RUH)			

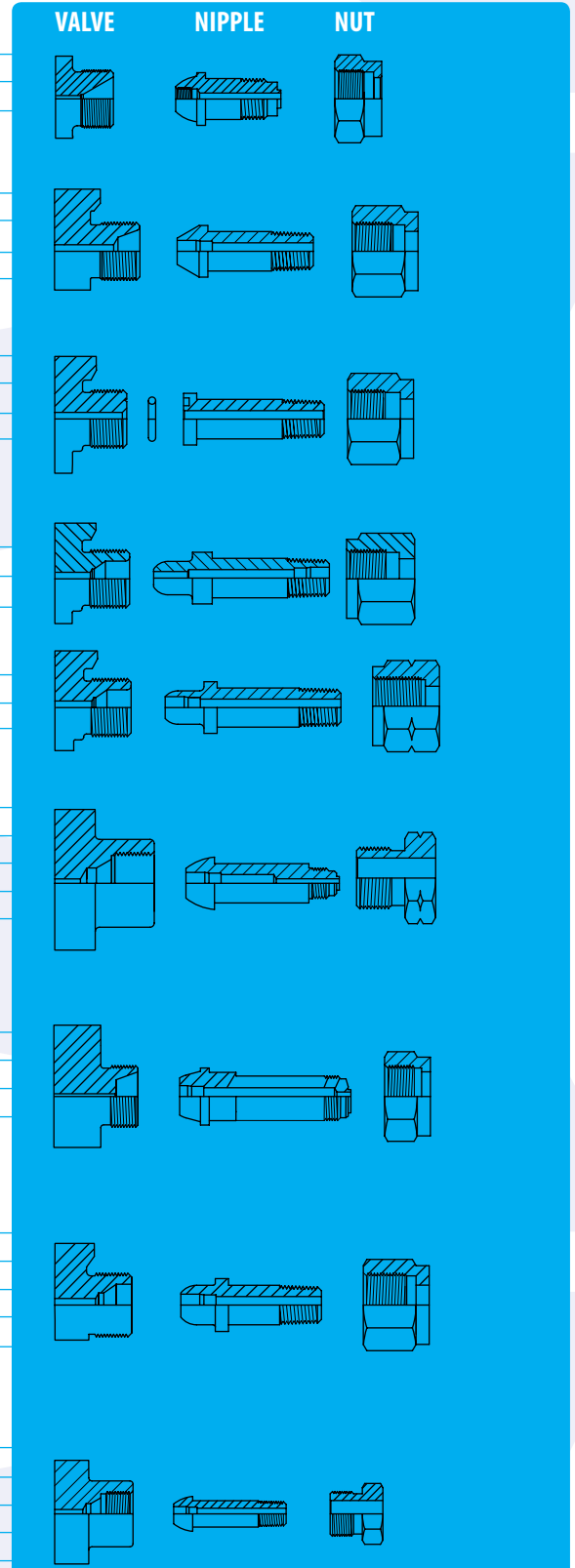
Used on: RB, RUH, MR, R Regulators; Cylinder 35-75 cu. ft. only

PART#	Description	OXYGEN ONLY	CGA540	
8059-2	Nut			.908" - 14 NGO-R.H.
1005-3*	Nipple			7/16" - 20 UNF 1 19/32" Long (R)
8012-2	Nipple			1/4" - 18 NPT, 2" Long (RV)
RU12	Nipple			1/4" - 18 NPT, 2 9/16" Long (RUH)

Used on: MR, R, RHG, RHT, RV, RVT, RUH Regulators; For Oxygen Service Only
*1005 1/4" - 18NPT(R)

PART#	UPC#	ARGON HELIUM NITROGEN	CGA580	
8759	Nut			.960" - 14 NGO-R.H.
1205	Nipple			7/16" - 20 UNF 2 3/16" Long (R)
1205-2	Nipple			1/4" - 18 NPT, 2 13/32" Long (CEF)
8112-2	Nipple			1/4" - 18 NPT, 3 3/16" Long (RHF, RHFG)

Used on: RUH, RV, RVT, RHF, CEF, RHT, RHFG, R1500 (Ni), RAR, R15NI Regulators
Alternative Connections: CGA590 (LH), CGA555 (LH) on Request



Source: Compressed Gas Assoc., std. V-1, 1994



CGA VALVE CONNECTIONS

WELDING ACCESSORIES

B.S. 341 CYLINDER VALVE CONNECTIONS

		GAS CONNECTIONS		CYLINDER TO REGULATOR			
CONN. No. 2 and No. 4	Part#	Description	ACETYLENE HYDROGEN PROPANE	VALVE	NIPPLE	NUT	
	BSP59	Nut		G 5/8 A-BSP-L.H.			
	BSP12	Nipple		1/4"-18 NPT, 2 3/4" Long			
	BSP12-2	Nipple		1/4"-18 NPT, 3 1/4" Long			
CONN. No. 3	Part#	Description	AIR, ARGON HELIUM NITROGEN OXYGEN	VALVE	NIPPLE	NUT	
	BSP59-2	Nut		G 5/8 A-BSP-R.H.			
	BSP12	Nipple		1/4"-18 NPT, 2 3/4" Long			
	BSP12-2	Nipple		1/4"-18 NPT, 3 1/4" Long			
CONN. No. 8	Part#	Description	CARBON DIOXIDE	VALVE	NIPPLE	NUT	
	E1359	Nut		0.860"-14 T.P.I. WHITWORTH-R.H.			
	E1305	Nipple		1/4"-18 NPT, 2 1/2" Long			
	199X500	Gasket					



USP8E



PLAY IT SAFE IN YOUR GAS WELDING AND CUTTING WORK AREAS AND PUT UP A UNIWELD SAFETY POSTER. The large (22" x 34") posters are available in four languages: English, Spanish, French and Arabic. It's a good idea to review the 10 points with your crew on a regular basis, whether they're experienced or novices. English and Spanish versions are also available in a smaller hand-out size (8.5" x 11").



USP8S



USP8F



USPA

SAFETY POSTERS

- Part# Description
- USP8E Play-it-Safe Poster, (English)
- USP8S Play-it-Safe Poster, (Spanish)
- USP8F Play-it-Safe Poster, (French)
- USPA Play-it-Safe Poster, (Arabic)



HOSE REPAIR KITS

- Quick and easy on-the-spot hose refitting and repair
- Splice damaged hoses with splicers and ferrules
- Repair hoses with nipple fittings and nuts
- 3 complete kits to choose from
- "A" and "B" size hose fittings
- Couplers, nipples, nuts, splicers and ferrules for 1/4" and 3/16" I.D. hose
- Compartmented plastic box
- Heavy duty crimper



**CRIMPER
PART# CT-V**

**PART# HRK-24
UPC# 43380**

"B" SIZE HOSE FITTINGS
FOR 1/4" AND 3/16" I.D. HOSE

KIT INCLUDES:
COUPLERS, NIPPLES, NUTS,
SPLICERS, FERRULES AND
HEAVY DUTY CRIMPER

<p>COUPLERS "B" SIZE OXYGEN (RH THREADS) 9/16"-18 "B" TO 9/16"-18 "B"</p> <p>H30 [30] 2 PCS.</p>	<p>COUPLERS "B" SIZE FUEL GAS (LH THREADS) 9/16"-18 "B" TO 9/16"-18 "B"</p> <p>H31 [31] 2 PCS.</p>	<p>NIPPLE "B" SIZE 3/16" I.D. HOSE USE WITH N7 AND N8 NUTS</p> <p>HN18 [18] 6 PCS.</p>	<p>NIPPLE "B" SIZE 1/4" I.D. HOSE USE WITH N7 AND N8 NUTS</p> <p>HN17 [17] 6 PCS.</p>	<p>FERRULE I.D. .478" X 11/16"</p> <p>F4750 [4750] 6 PCS.</p>	<p>FERRULE I.D. .450" X 9/16"</p> <p>F769 [769] 8 PCS.</p>
<p>NUT (RH THREADS) "B" SIZE FOR OXYGEN HOSE 9/16"-18 RH</p> <p>N-7 [7] 6 PCS.</p>	<p>NUT (LH THREADS) "B" SIZE FOR FUEL HOSE 9/16"-18 LH</p> <p>N-8 [8] 6 PCS.</p>	<p>SPLICER 3/16" I.D. HOSE TO 3/16" I.D. HOSE</p> <p>HS45 [45] 4 PCS.</p>	<p>SPLICER 1/4" I.D. HOSE TO 1/4" I.D. HOSE</p> <p>HS44 [44] 4 PCS.</p>	<p>FERRULE I.D. .562" X 1"</p> <p>F7325 [7325] 6 PCS.</p>	<p>FERRULE I.D. .593" X 1"</p> <p>F7326 [7326] 8 PCS.</p>



**PART# HRK-26
UPC# 43381**

"B" SIZE HOSE FITTINGS
FOR 1/4" I.D. HOSE

KIT INCLUDES:
COUPLERS, NIPPLES, NUTS,
SPLICERS, FERRULES AND
HEAVY DUTY CRIMPER

<p>COUPLERS "B" SIZE OXYGEN (RH THREADS) 9/16"-18 "B" TO 9/16"-18 "B"</p> <p>H30 [30] 2 PCS.</p>	<p>COUPLERS "B" SIZE FUEL GAS (LH THREADS) 9/16"-18 "B" TO 9/16"-18 "B"</p> <p>H31 [31] 2 PCS.</p>	<p>NIPPLE "B" SIZE 1/4" I.D. HOSE USE WITH N7 AND N8 NUTS</p> <p>HN17 [17] 6 PCS.</p>	<p>NIPPLE "B" SIZE 1/4" I.D. HOSE USE WITH N7 AND N8 NUTS</p> <p>HN17 [17] 6 PCS.</p>	<p>FERRULE I.D. .564" X 3/4"</p> <p>F3588 [3588] 6 PCS.</p>	<p>FERRULE I.D. .562" X 1"</p> <p>F7325 [7325] 4 PCS.</p>
<p>NUT (RH THREADS) "B" SIZE FOR OXYGEN HOSE 9/16"-18 RH</p> <p>N-7 [7] 6 PCS.</p>	<p>NUT (LH THREADS) "B" SIZE FOR FUEL HOSE 9/16"-18 LH</p> <p>N-8 [8] 6 PCS.</p>	<p>SPLICERS 1/4" I.D. HOSE TO 1/4" I.D. HOSE</p> <p>HS44 [44] 4 PCS.</p>	<p>DUAL HOSE BRACE FOR: 1/4" I.D. HOSE</p> <p>B9940-P [9940-P] 3 PCS.</p>	<p>FERRULE I.D. .593" X 1"</p> <p>F7326 [7326] 6 PCS.</p>	<p>FERRULE I.D. .593" X 1"</p> <p>F7326 [7326] 6 PCS.</p>



INDIVIDUAL FITTINGS AVAILABLE BULK PACKED [See Welding price list or contact customer service]

**PART# HRK-5
UPC# 43382**

"A" & "B" SIZE HOSE
FOR 1/4" AND 3/16" I.D.
HOSE KIT INCLUDES:

COUPLERS, NIPPLES, NUTS,
SPLICERS, FERRULES AND
HEAVY DUTY CRIMPER

<p>3/8"-24 NUT (RH THREADS) "A" SIZE FOR OXYGEN HOSE 3/8"-24 NUT (LH THREADS) "A" SIZE FOR FUEL HOSE</p> <p>N-9 [9] N-10 [10] 4 PCS./EACH</p>	<p>NIPPLE "A" SIZE 3/16" I.D. HOSE USE WITH N9 AND N10 NUTS</p> <p>HN19 [19] 8 PCS.</p>	<p>NIPPLE "B" SIZE 3/16" I.D. HOSE USE WITH N7 AND N8 NUTS</p> <p>HN18 [18] 6 PCS.</p>	<p>COUPLERS "B" & "A" SIZES OXYGEN (RH THREADS) FUEL GAS (LH THREADS) 9/16"-18 "B" TO 9/16"-18 "B" 3/8"-24 "A" TO 3/8"-24 "A"</p> <p>H30 [30] H31 [31] H3130 [130] H3131 [131] 1 PC./EA.</p>	<p>FERRULE I.D. .593" X 1"</p> <p>F7326 [7326] 5 PCS.</p>	<p>FERRULE I.D. .593" X 1"</p> <p>F7326 [7326] 5 PCS.</p>
<p>NUT (RH THREADS) "B" SIZE FOR OXYGEN HOSE 9/16"-18 RH</p> <p>N-7 [7] 8 PCS.</p>	<p>NUT (LH THREADS) "B" SIZE FOR FUEL HOSE 9/16"-18 LH</p> <p>N-8 [8] 8 PCS.</p>	<p>NIPPLE "B" SIZE 1/4" I.D. HOSE USE WITH N7 AND N8 NUTS</p> <p>HN17 [17] 10 PCS.</p>	<p>SPLICERS 3/16" I.D. HOSE TO 3/16" I.D. HOSE 1/4" I.D. HOSE TO 1/4" I.D. HOSE</p> <p>HS45 [45] 4 PCS. HS44 [44] 2 PCS.</p>	<p>FERRULE I.D. .562" X 1"</p> <p>F7325 [7325] 10 PCS.</p>	<p>FERRULE I.D. .450" X 9/16"</p> <p>F769 [769] 12 PCS.</p>



EXTRA CRIMPERS [CT-V] AVAILABLE IN A 5 PACK

HOSEDOCK®

[PART# HD1] Easily fix damaged hoses in minutes. Easy to mount on counter, wall or truck. It's like having an extra pair of hands when you need them the most. *Mounting hardware included.*





HOSES HOSE FITTINGS

WELDING ACCESSORIES

HOSES: SINGLE/TWIN

Make the right connection with Uniweld's 3/16" and 1/4" hoses

Color coded twin hose sets:

Green/Oxygen; Red/Fuel.

"A", "B", and "AB" hose fittings

Twin hose available by the reel and special lengths. [Contact customer service]

HOSE SPRINGS [Part# SHLP] may be added to acetylene or LP single gas hoses by adding an (S) for spring and (SS) for two springs (one at each end) to hose Part#. Examples: H12S, H12SS/HLP14BS, HLP14BSS



OXY LP GAS 3/16" GRADE "T" TWIN HOSES

H32AT 43560	H32BT 43561	H32ABT 43562
12.5'	12.5'	12.5'
"A"	"B"	"AB"

OXY LP GAS 1/4" GRADE "T" TWIN HOSES

HT41B 43529	HT43B 43523	HT44B 43524	HT100B 43528
20'	25'	50'	100'
"B"	"B"	"B"	"B"

OXYACETYLENE 3/16" TWIN HOSES [GRADE RI]

PART# UPC#	H32A 43510	H32B 43512	H32AB 43511	H31B 43509	H33A 43513	H33B 43515	H33AB 43514	H34A 43516	H34B 53517
HOSE LENGTH	12 1/2'	12 1/2'	12 1/2'	20'	25'	25'	25'	50'	50'
CONNECTION	"A"	"B"	"AB"	"B"	"A"	"B"	"AB"	"A"	"B"

1/4" TWIN HOSES [GRADE RI]

PART# UPC#	H43B 43520	H44B 43521	H100B 43522
HOSE LENGTH	25'	50'	100'
CONNECTION	"B"	"B"	"B"

SINGLE 3/16" SINGLE ACETYLENE HOSES [GRADE RI]

PART# UPC#	H11 43500	H11B 43501	H12 43502	H12B 43503	H13 43504	H13B 43505
HOSE LENGTH	6'	6'	12 1/2'	12 1/2'	25'	25'
CONNECTION	"A"	"B"	"A"	"B"	"A"	"B"

3/16" LP GAS SINGLE HOSES

PART# UPC#	HLP10 43530	HLP10B 43531	HLP11 43533	HLP11B 43534	HLP13 43537	HLP13B 43538	HLP14 43541	HLP14B 43542
HOSE LENGTH	3'	3'	6'	6'	25'	25'	12 1/2'	12 1/2'
CONNECTION	"A"	"B"	"A"	"B"	"A"	"B"	"A"	"B"

HOSE FITTINGS

HOSE NIPPLE

PART#	UPC#	Hose Nut to Nipple Size
HN83P	43370	3/16" "A"
HN87	43371	3/16" "B"
HN84	43372	1/4" "B"

HOSE NUT

PART#	UPC#	Hose Nut to Nipple Size
HN82A	43348	"A" RH 3/16"
HN83A	43349	"A" LH 3/16"
9059	43350	"B" RH 1/4" or 3/16"
9059-2	43351	"B" LH 1/4" or 3/16"

HOSE SPLICER (Push Type)

PART#	UPC#	Hose to Hose
H553	43373	1/4" to 1/4"
H554	43374	3/16" to 1/4"
H555	43375	3/16" to 3/16"

BRASS HOSE CLAMPS

PART#	UPC#	Hose I.D.
HC01	43376	3/16"
HC02	43377	1/4"

"A" to "B"

WELDING HANDLE ADAPTOR

PART#	UPC#	Handle to Hose
F29L	43322	"A" Conn LH "B" Hose Nut LH
F29R	43324	"A" Conn RH "B" Hose Nut RH

"A" to "B"

OUTLET ADAPTOR

PART#	UPC#	Regulator To Hose
F27L	43320	"A" Conn LH "B" Hose Nut LH
F27R	43321	"A" Conn RH "B" Hose Nut RH

"A" SIZE "Y" OUTLET ADAPTOR

PART#	UPC#	Inlet to Outlet
FY11XA	43332	"A" LH "A" Hose Nut LH
FY10XA	43331	"A" RH "A" Hose Nut RH

"Y" CONNECTORS W/VALVES

PART#	UPC#	Inlet to Outlet
FY10XAV	43334	"A" RH "A" Hose Nut RH
FY11XAV	43335	"A" LH "A" Hose Nut LH
FY10XV	43336	"B" RH "B" Hose Nut RH
FY11XV	43337	"B" LH "B" Hose Nut LH

"B" SIZE "Y" CONNECTORS

PART#	UPC#	Inlet to Outlet
FY11X	43330	"B" LH "B" Hose Nut LH
FY10X	43329	"B" RH "B" Hose Nut RH

HOSE COUPLING

PART#	UPC#	Hose Nut to Hose Nut
HCC40	43342	"A" LH "A" LH
HCC46	43343	"A" LH "B" LH
HCC41	43344	"A" RH "A" RH
HCC79	43345	"B" LH "B" LH
HCC47	43346	"A" RH "B" RH
HCC78	43347	"B" RH "B" RH

"A" to "B"

OUTLET ADAPTOR

PART#	UPC#	Regulator To Hose
F58L	43325	"A" Conn LH "B" Hose Nut LH
F58R	43326	"A" Conn RH "B" Hose Nut RH

"B" to "A"

OUTLET ADAPTOR

PART#	UPC#	Regulator To Hose
F59L	43327	"B" Conn LH "A" Hose Nut LH
F59R	43328	"B" Conn RH "A" Hose Nut RH

Additional hose fittings available. [See hose repair kits, page 104].

FLASHBACK ARRESTORS

A flashback is a momentary or sustained retrogression of the flame upstream of the mixer usually in the torch or hoses. This is a potentially hazardous situation, particularly if the flame reaches the hoses, where an explosion may result causing a rupture or separation of the hose. A flashback (flame) arrester is a device that helps prevent the propagation of a flame upstream. Note that this device reduces the volume of gases available at the tip/nozzle. Series RFA & TFA arrestors have inlet filters to prevent dust, dirt and other contaminants larger than 100 microns from entering the system, thus providing longer unit service. Series TFANF and RFANF arrestors do not have filters, but will still extinguish flashbacks while providing initial cost savings.

Color coded for Fuel; Oxygen



R FAB

UL LISTED



TFABNF



TFAA

FILTERED

NON-FILTERED

PART# UPC# TORCH SINGLE	TFA100 04056 OXYGEN 9/16"-18 "B"*	TFA101 04057 FUEL 9/16"-18 "B"*	TFAM100 04061 OXYGEN 3/8"-24 "A"	TFAM101 04062 FUEL 3/8"-24 "A"	TFA100NF 04075 OXYGEN 9/16"-18 "B"	TFA101NF 04076 FUEL 9/16"-18 "B"
PART# UPC# REGULATOR SINGLE	RFA100 10206 OXYGEN 9/16"-18 "B"*	RFA101 10207 FUEL 9/16"-18 "B"*	RFAM100 10211 OXYGEN 3/8"-24 "A"	RFAM101 10212 FUEL 3/8"-24 "A"	RFA100NF 10217 OXYGEN 9/16"-18 "B"	RFA101NF 10218 OXYGEN 9/16"-18 "B"
PART# UPC# TORCH SET OF 2	TFAB 04055 (1) OXYGEN (1) FUEL 9/16"-18 "B"*	TFAA 04060 (1) OXYGEN (1) FUEL 3/8"-24 "A"			TFABNF 04077 (1) OXYGEN (1) FUEL 9/16"-18 "B"	
PART# UPC# REGULATOR SET OF 2	RFAB 10205 (1) OXYGEN (1) FUEL 9/16"-18 "B"*	RFAA 10210 (1) OXYGEN (1) FUEL 3/8"-24 "A"			RFABNF 10219 (1) OXYGEN (1) FUEL 9/16"-18 "B"	

CHECK VALVES

Check valves provide added protection against reverse flow of gases, but not flashback. They should be tested for leakage and flow regularly. Check valves on regulators give the best service life. ** For "A" outlet regulators, use adaptor F58R or F58L [See pg. 97] to connect to "B" size regulator check valves on small portable outfits.

Color coded for Fuel; Oxygen



TCVB

Conforms to OSHA safety standards
Easy to install, test and service

PART# UPC# TORCH SINGLE	TCV100 04051 OXYGEN 9/16"-18 "B"*	TCV101 04052 FUEL 9/16"-18 "B"*	TCV10 02651 OXYGEN 3/8"-24 "A"	TCV11 02652 FUEL 3/8"-24 "A"
PART# UPC# REGULATOR SINGLE	RCV100 10201 OXYGEN 9/16"-18 "B"*	RCV101 10202 FUEL 9/16"-18 "B"*		
PART# UPC# TORCH SET OF 2	TCVB 04050 (1) OXYGEN (1) FUEL 9/16"-18 "B"*	TCVA 02650 (1) OXYGEN (1) FUEL 3/8"-24 "A"		
PART# UPC# REGULATOR SET OF 2	RCVB 10200 (1) OXYGEN (1) FUEL 9/16"-18 "B"*			



UL LISTED



ACCESSORIES


WELDING ACCESSORIES

FLINT LIGHTERS AND RENEWALS


Light your torch safely...eliminate the dangerous use of matches and butane lighters

PART# UPC#	*FL34 43404 SINGLE FLINT LIGHTER	FL35 43406 TRIPLE FLINT LIGHTER
PART# UPC#	FL37 43405 ONE 5 FLINT RENEWAL	FL36 43407 ONE 3 FLINT RENEWAL UNIT
PART# UPC#	FL3437 43403 SINGLE LIGHTER ONE 5 FLINT RENEWAL	FL3536 43425 TRIPLE LIGHTER ONE 3 FLINT RENEWAL
PART# UPC#	FL3437TC 43404 SINGLE LIGHTER ONE 5 FLINT RENEWAL WITH TCS TIP CLEANER	FL3536TC 43406 TRIPLE FLINT ONE 5 FLINT RENEWAL WITH TCS TIP CLEANER

*Sold in Units of 10



FL3437TC



FL35



FL37



FL36

W10X



W05

WRENCHES FOR HOSE & CYLINDER CONNECTIONS

PART# UPC#	W94 43410 B & MC COMBINATION WRENCH FOR "A" FITTINGS	W05 43408 B & MC TANK BOX WRENCH
PART# UPC#	W06 43409 6 WAY WRENCH FOR TORCHES, CYLINDERS AND HOSES	W10X 43411 10 WAY COMBO WRENCH FOR TORCHES, CYLINDERS AND HOSES



W94



W06



W10X

GOGGLES & GLOVES

SHADE # 5

LEATHER



WG53

PART# UPC#	WG53 43402 SAFETY GOGGLES WITH FLIP UP TYPE SHADE#5 LENSES
PART# UPC#	GL2 43436 ALL LEATHER WELDING GLOVES



GL2

SOAPSTONE

FLAT AND ROUND

FLAT

ROUND

PART# UPC#	SSRDK 43415 6 PIECE KIT INCL. HOLDER	SSRD 43417 REPLACEMENTS (CTN. 1 GROSS)
PART# UPC#	SSFLATK 43416 6 PIECE KIT INCL. HOLDER	SSFLAT 43418 REPLACEMENTS (CTN. 1 GROSS)

SSRD - 5" L x 1/4" O.D.
SSFLAT - 5" L x 1/2" W x 1/4" Thick



FREE PERSONALIZED
NAME AND ADDRESS PRINTED ON CASE COVER WITH AN ORDER OF 144 TIP SAVERS OR MORE MAX: (2 LINES, UP TO 30 LETTERS PER LINE)
 • YOUR COMPANY LOGO CAN BE PRINTED ON THE CASE COVER.
CALL FOR QUOTE!

TIP SAVERS®



- Hinged aluminum case cleaning data stamped on back of case
- Rustproof, stainless steel wire
- Spiral is roll-formed to last longer
- Exclusive LOCK-IN-KNOT on small wires
- Long spiral cleans larger number of tip styles
- Tapered pilot ends will not damage tip orifice
- Stainless steel file included in each case



TCJ

X-TRA LONG TIP SAVER

TCL

BLADE TIP SAVER

TCM

STANDARD TIP SAVER

TCS

TCP

No. TCM

NO.	DRILL
1	75-74
2	73-72-71
3	70-69-68
4	67-66-65
5	64-63-62
6	61-60
7	59-58
8	57
9	56
10	55-54
11	53-52
12	51-50-49
13	48-47
14	46-45
15	44-43
16	42-41
17	40-39-38
18	37-36
19	35-34-33
20	32-31
21	30

No. TCS

NO.	DRILL
1	75-74
2	73-72-71
3	70-69-68
4	67-66-65
5	64-63-62
6	61-60
7	59-58
8	57
9	56
10	55-54
11	53-52
12	51-50-49

Standard Set;
12 Savers
(Box of 12)

No. TCL

NO.	DRILL
1	75-74
2	73-72-71
3	70-69-68
4	67-66-65
5	64-63-62
6	61-60
7	59-58
8	57
9	56
10	55-54
11	53-52
12	51-50-49

X-Tra Long Set;
12 Extra Long Savers
(Box of 12)

No. TCJ

NO.	DRILL
13	48-47
14	46-45
15	44-43
16	42-41
17	40-39-38
18	37-36
19	35-34-33
20	32-31
21	30

Jumbo Set;
9 Savers
(Box of 12)

No. TCP

NO.	DRILL
1	BLADE
2	BLADE
3	BLADE
4	67-66-65
5	64-63-62
6	61-60
7	59-58
8	57
9	56
10	55-54
11	53-52
12	51-50-49

Propane Set;
9 Savers, 3 Blades
(Box of 12)



TORCH KIT SCORCHER®

SPECIAL PURPOSE KIT

SCORCHER® PROPANE GAS TORCH KIT

A 500,000 BTU Propane Gas Flame Tool for use on farms and ranches; at home and business; in construction, maintenance and factories; on railways; in parks and on highways.

- Easy to operate and maintain
- Hooks up to a standard 20 lb. Bar-B-Que grill type propane tank
- P.O.L. safety valve prevents excess flow of L.P. gas if hose is cut or melted

HUNDREDS OF PRACTICAL USES, YEAR ROUND

- Weed burning
- Asphalt repair, tar sealing
- Ice melting and snow removal
- Paint, grease, oil removal
- Preheating metal castings, pipes
- Brush and debris burning
- Fire ant mounds
- Roofing repair

BRASS CONTROL KNOB WILL NOT FREEZE UP

ALL STEEL TORCH HANDLE

10' HOSE WITH P.O.L. SAFETY VALVE



PART# WB500
UPC# 00700

9/16"-18 LH BRASS FITTING

FLINT LIGHTER FOR SAFE, PROPER IGNITION (included)

ALL STEEL TORCH HEAD

INSTRUCTION SHEET



WEED BURNING

ASPHALT REPAIR

ICE MELTING



JEWELER'S PINPOINT FLAME TOOL

BASIC KITS

Uniweld Products, Inc. has taken the proven, reliable design technology of its quality engineered oxy-fuel gas welding torches and compressed it into a lightweight, precision jeweler's instrument. The Artorch®, made in the U.S.A. by Uniweld, is a true professional mini-flame instrument that handles easily and welds, brazes and solders most metals.

The oxy-fuel Artorch® operates efficiently with most fuel gases, including: MAP/Pro™, Acetylene, Propane, Propylene, Hydrogen and Natural Gas.



ART1001B


- JEWELERS
- ARTISTS
- OPTICIANS
- DENTISTS
- ELECTRONIC TECHNICIANS
- LIGHT DUTY REPAIRS

ART1015P

ART100-6B



**PRECISION
OPTICAL REPAIR**



ELECTRONICS



**METAL
CRAFTS AND
SCULPTURES**

PART# UPC#	ART100 00330	ART100-6B 00331	ART100-6A 00337	ART100-12B 00334	ART1007A 82806	ART1001B 82800	ART1012 82808
DESCRIPTION	ARTORCH®	ARTORCH® BASIC KIT	ARTORCH® BASIC KIT	ARTORCH® BASIC KIT	ARTORCH® BASIC KIT	ARTORCH® OXYACETYLENE KIT	ARTORCH® OXYACETYLENE KIT
HOSE [FITTINGS]	NO HOSE	ARTH6B 6' TWIN HOSE ["B"]	ARTH6A 6' TWIN HOSE ["A"]	ARTH12B 12' TWIN HOSE ["B"]	ARTH6B 6' TWIN HOSE ["B"]	ARTH6B 6' TWIN HOSE ["B"]	ARTH6B 6' TWIN HOSE ["B"]
CURVED TIP(S)	(optional)	(optional)	(optional)	(optional)	#4	#2, #3, #4 #5, #6	#2, #3, #4 #5, #6
PACKAGE WITH INSTRUCTIONS	DISPLAY CARD	DISPLAY CARD	DISPLAY CARD	DISPLAY CARD	DISPLAY CARD	DISPLAY BOX	DISPLAY CARD

PART# UPC#	ART1020 82812	ART1001LP 82801	ART1020LP 82813	ART1014 82810	ART1015P 82811
DESCRIPTION	ARTORCH® OXYACET. KIT	ARTORCH® PROPANE KIT	ARTORCH® PROPANE KIT	ARTORCH® PROPANE KIT w/RP3B & RPO3B REGULATORS	ARTORCH® PROPANE OUTFIT w/RLPB & ROB REGULATORS
HOSE [FITTINGS]	ARTH6A 12' TWIN HOSE ["A"]	ARTH6B 6' TWIN HOSE ["B"]	ARTH12B 12' TWIN HOSE ["B"]	ARTH12B 12' TWIN HOSE ["B"]	ARTH12B 12' TWIN HOSE ["B"]
CURVED TIP(S)	#2, #3, #4 #5, #6	#3, #4, #5 #6, #7	#3, #4, #5 #6, #7	#4 CURVED TIP	#3, #4, #5, #6, #7
PACKAGE WITH INSTRUCTIONS	DISPLAY CARD	DISPLAY CARD	DISPLAY CARD	511 PLASTIC CARRYING STAND	R & 5P CYLINDERS* 500P CARRYING STAND RCV100/RCV101 CHECK VALVES

*CYLINDERS SHIPPED EMPTY




JEWELER'S PINPOINT FLAME TOOL

The Uniweld Artorch® is available as a kit that includes the Artorch® handle and 6' twin hose; Oxygen and Fuel regulators; curved tips on a display board.

The Uniweld Artorch® tote outfits include: the Artorch handle and 6' twin hose; curved tips; Oxygen and Fuel regulators checkvalves; cylinders and carrying stand.

ALL ARTORCH® GAUGES ARE FITTED WITH PROTECTIVE RUBBER BOOTS



ARTH-6B

N/A

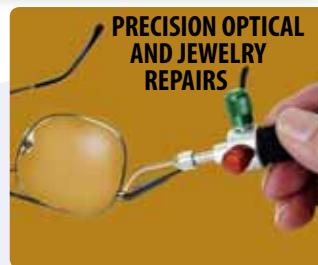
The comfortable fit, light weight, flexible color-coded hoses and easily accessible control valves make the Artorch® a dependable, efficient flame tool.



ART1003



ART1004A



PRECISION OPTICAL AND JEWELRY REPAIRS



LIGHT DUTY HOME REPAIRS

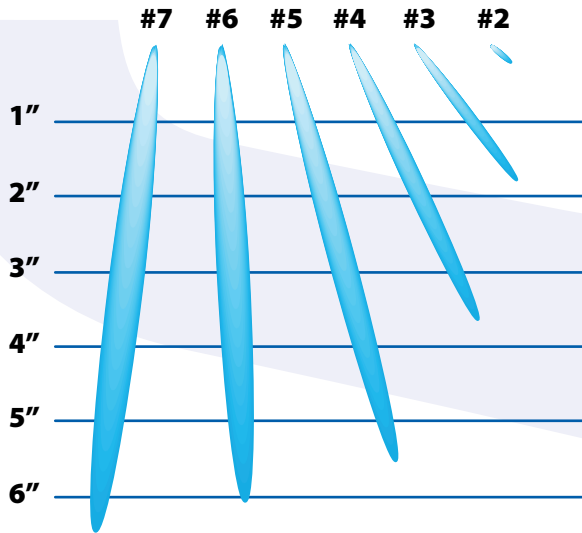
PART# UPC#	ART1003 82805	ART1003B 82803	ART1003P 82804	ART1004A 82802	ART1010P 82807	ART1014 82810
DESCRIPTION	ARTORCH® ACETYLENE KIT	ARTORCH® ACETYLENE KIT	ARTORCH® PROPANE KIT	ARTORCH® MAP//Pro™/PROPANE KIT	ARTORCH® PROPANE TOTE OUTFIT	ARTORCH® TOTE OUTFIT
HOSE [FITTINGS]	ARTH6B 6' TWIN HOSE ["B"]	ARTH6B 6' TWIN HOSE ["B"]	ARTH6B 6' TWIN HOSE ["B"]	ARTH6B 6' TWIN HOSE ["B"]	ARTH6B 6' TWIN HOSE ["B"]	ARTH6B 6' TWIN HOSE ["B"]
CURVED TIP(S)	#2, #3, #4 #5, #6	#2, #3, #4 #5, #6	#3, #4, #5 #6, #7	#2, #3, #4 #5, #6	#3, #4, #5 #6, #7	#4
FUEL REG.	RMC2B	RB2B	RLPB	RMC2B	RP3B	RP3B
OXY REG.	ROB	ROB	ROB	ROB	ROB	RP03B
REGULATOR CHECK VALVES	RCV100 RCV101	RCV100 RCV101	RCV100 RCV101	RCV100 RCV101	RCV100 RCV101	N/A
CYLINDERS	N/A	N/A	N/A	MC ACETYLENE AND R OXYGEN CYLINDERS	R OXYGEN CYLINDER, PDC DISPOSABLE PROPANE CYLINDER	N/A
TOTE	N/A	N/A	N/A	511 [PLASTIC]	511 [PLASTIC]	N/A
WRENCH	N/A	N/A	N/A	W05 [w/Chain]	N/A	N/A

ALL ARTORCH® KITS/OUTFITS INCLUDE INSTRUCTION BOOKLET. MC FUEL & R OXYGEN CYLINDERS ARE SHIPPED EMPTY. LP DISPOSABLE CYLINDERS ARE SHIPPED SEPARATELY.

CURVED/STRAIGHT/TWIN TIPS FOR ARTORCH® OUTFITS

In order to achieve pinpoint flame accuracy the Artorch® tip sizes #2 and #3 have an extremely small orifice diameter. These tips are fitted with a synthetic sapphire insert to assure that the tip orifices hold tight tolerances without warping.

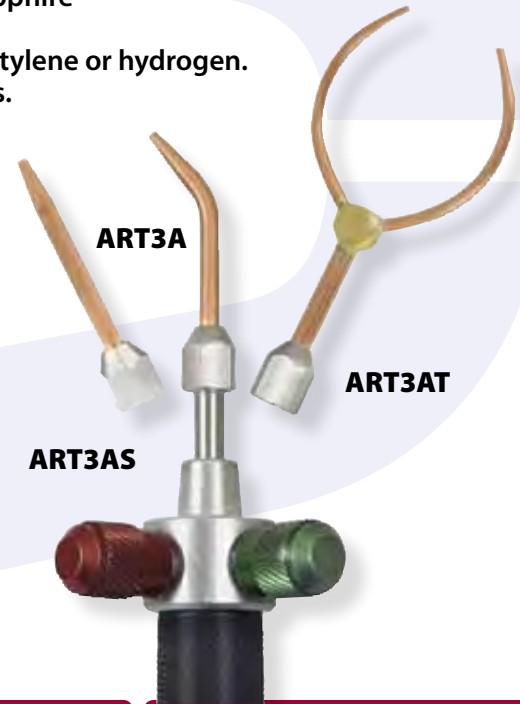
- Tip size #2 should only be used with high pressure gases such as acetylene or hydrogen.
- Tip size #3, #4, #5, #6 & #7 provide ample heat for larger applications.



Recommended pressure settings and recommended fuel gases

TIP SIZE	ORIFICE DIAM.	GAS PRESSURE (PSI)	
		OXY	FUEL
2	.006"	2 - 2	2 - 2
3	.011"	3 - 3	3 - 3
4	.020"	4 - 4	4 - 4
5	.029"	6 - 6	6 - 6
6	.037"	6 - 6	6 - 6
7	.047"	8 - 8	8 - 8

TIP #2: Use only Acetylene or Hydrogen. All other tips can be used with Acetylene, Propane, MAP/Pro™, Propylene, Hydrogen or Natural Gas. The above pressures apply to all fuel gases.



PART# UPC#	ART2A 30702	ART3A 30703	ART4A 30704	ART5A 30705	ART6A 30706	ART7A 30707
TIP DESCRIPTION	CURVED	CURVED	CURVED	CURVED	CURVED	CURVED
FLAME LENGTH	1/4"	1 3/4"	3 1/2"	5 1/2"	6"	6 1/2"
ORIFICE DIAMETER	.006"	.011"	.020"	.029"	.037"	.047"
PSI OXYGEN	2	3	4	5	6	8
PSI FUEL	2	3	4	5	6	8

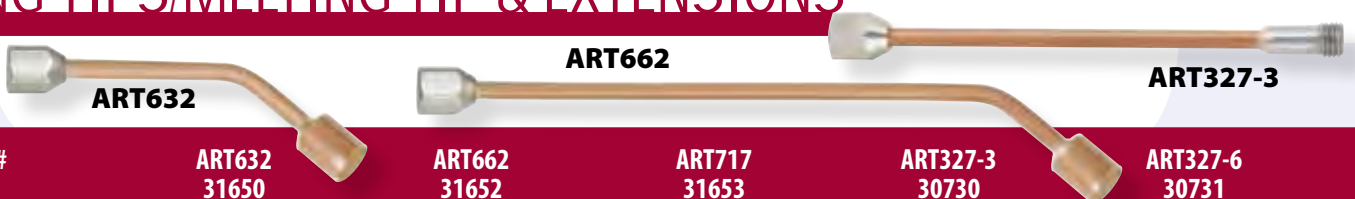
PART# UPC#	ART2AS 30712	ART3AS 30713
TIP DESCRIPTION	STRAIGHT	STRAIGHT
FLAME LENGTH	1/4"	1 3/4"
ORIFICE DIAMETER	.006"	.011"
PSI OXYGEN	2	3
PSI FUEL	2	3

PART# UPC#	ART4AS 30714	ART5AS 30715	ART6AS 30716	ART7AS 30717
TIP DESCRIPTION	STRAIGHT	STRAIGHT	STRAIGHT	STRAIGHT
FLAME LENGTH	3 1/2"	5 1/2"	6"	6 1/2"
ORIFICE DIAMETER	.020"	.029"	.037"	.047"
PSI OXYGEN	4	5	6	8
PSI FUEL	4	5	6	8

PART# UPC#	ART3AT 30723	ART4AT 30724	ART5AT 30725	ART6AT 30726
TIP DESCRIPTION	TWIN	TWIN	TWIN	TWIN
FLAME LENGTH	1 3/4"*	3 1/2"*	5 1/2"*	6"*
ORIFICE DIAMETER	.011"	.020"	.029"	.037"
PSI OXYGEN	3	4	5	6
PSI FUEL	3	4	5	6

* FLAME LENGTH MAY VARY

HEATING TIPS/MELTING TIP & EXTENSIONS



PART# UPC#	ART632 31650	ART662 31652	ART717 31653	ART327-3 30730	ART327-6 30731
TIP DESCRIPTION	3" ROSEBUD HEATING TIP MELT UP TO 3 oz. OF GOLD, BRONZE/SILVER	6" ROSEBUD HEATING TIP MELT UP TO 3 oz. OF GOLD, BRONZE/SILVER	6" PROPANE HEATING TIP FOR CASTING & ANNEALING MELT UP TO 3 oz. OF GOLD, BRONZE/SILVER	3" TIP EXTENSION FITS ALL ARTORCH TIPS	6" TIP EXTENSION FITS ALL ARTORCH TIPS
BTU OUTPUT	8,000	8,000	-	N/A	N/A



ACCESSORIES ARTORCH®

SPECIAL
PURPOSE
FLAME TOOLS

REGULATORS



The Artorch® line of regulators range from the RP3B disposable cylinder type used for brazing to the light and medium duty single stage type used for brazing, heating and melting. Regulators available for larger tanks.

SEE PAGES 82-83
FOR ALL R SERIES
REGULATORS

PART# UPC#	ROB 12001	RMC2B 12019	RLPB 12015	RP3B 43001	RPO3B 43009
DESCRIPTION	OXYGEN	ACETYLENE	PROPANE	FUEL	OXYGEN
CGA INLET	540	200	510	600	600
OUTLET CONNECTION	"B"RH 9/16"-18(M)	"B"RH 9/16"-18(M)	"B"RH 9/16"-18(M)	"B"RH 9/16"-18(M)	"B"RH 9/16"-18(M)
DEL. PSIG	2-60	2-15	2-40	2-15	5-125
GAUGE	1 1/2"	1 1/2"	1 1/2"	N/A	N/A
STAGE	SINGLE	SINGLE	SINGLE	N/A	N/A
TANKS	R, R40	MC	FITS REFILLABLE PROPANE CYLINDER	MDC MAP/Pro™ DISPOSABLE CYL.	ODC OXYGEN DISPOSABLE CYL.

HOSES

PART# UPC#	ARTH3B 43589	ARTH6B 43592	ARTH6A 43590	ARTH12B 43593	ARTH12A 43591
HOSE DESCRIPTION OXY [GREEN] /FUEL[RED]	TWIN HOSE REPLACEMENT KIT	TWIN HOSE REPLACEMENT KIT	TWIN HOSE REPLACEMENT KIT	TWIN HOSE REPLACEMENT KIT	TWIN HOSE REPLACEMENT KIT
HOSE LENGTH	3'	6'	6'	12'	12'
FERRULES TOOL	2 FERRULES FERRULE TOOL	2 FERRULES FERRULE TOOL	2 FERRULES FERRULE TOOL	2 FERRULES FERRULE TOOL	2 FERRULES FERRULE TOOL
FITTINGS	"B"	"B"	"A"	"B"	"A"

PART# UPC#	ART1GH6B 43653	ART1GH6A 43651	ART1GH12B 43657	ART1GH12A 43655
HOSE DESCRIPTION	SINGLE OXYGEN GREEN HOSE	SINGLE OXYGEN GREEN HOSE	SINGLE OXYGEN GREEN HOSE	SINGLE OXYGEN GREEN HOSE
HOSE LENGTH/FITTINGS	6'-"B" [RH]	6'-"A" [RH]	12'-"B" [RH]	12'-"A" [RH]
FERRULES TOOL	1 FERRULE FERRULE TOOL	1 FERRULE FERRULE TOOL	1 FERRULE FERRULE TOOL	1 FERRULE FERRULE TOOL

PART# UPC#	ART1RH6B 43652	ART1RH6A 43650	ART1RH12B 43656	ART1RH12A 43654
HOSE DESCRIPTION	SINGLE FUEL RED HOSE	SINGLE FUEL RED HOSE	SINGLE FUEL RED HOSE	SINGLE FUEL RED HOSE
HOSE LENGTH/FITTINGS	6'-"B" [LH]	6'-"A" [LH]	12'-"B" [LH]	12'-"A" [LH]
FERRULES TOOL	1 FERRULE FERRULE TOOL	1 FERRULE FERRULE TOOL	1 FERRULE FERRULE TOOL	1 FERRULE FERRULE TOOL

ADDITIONAL ARTORCH® ACCESSORIES: ART40 [REPLACEMENT FERRULES - 4 PIECES AND FERRULE TOOL]
 ART40-10 [REPLACEMENT FERRULES - 10 PIECES AND FERRULE TOOL] • WG53 GOGGLES (SEE PAGE 109)
 • FL34 FLINT LIGHTER (SEE PAGE 107) RCV100 & RCV101 CHECK VALVES; RFA100 & RFA101 FLASHBACK ARRESTORS (SEE PAGE 106)
 • FY10XV AND FY11XV "Y" CONNECTORS WITH VALVES (SEE PAGE 105)



BRITISH AND
EURO FITTINGS
AVAILABLE
UPON
REQUEST

BALLOON REGULATORS

Easy to use and easy to install, user friendly, Fast-Flo[®] Balloon Inflators and accessories for florists, party stores, supermarkets and rentals.

BR2MHG Automatic shut-off mylar balloon filler valve and regulator (won't over-inflate and burst balloon)

- Spin-on hand tight connection with O-ring for tight leak proof connections
 - Piston-type design
 - Solid brass connections
 - Durable rubber latex tilt valve
 - Drilled and tapped for optional tie hook and ribbon cutter
 - Sintered bronze inlet filter
 - Rear mounted
- 1 1/2" 4000 psi gauge



MYLAR VALVE

REGULATOR

LATEX TILT VALVE

BR2DHG

- Spin-on hand tight connection with O-ring for tight leak proof connections
- Piston-type design
- Solid brass connections
- Durable rubber tilt valve
- Drilled and tapped for optional tie hook and ribbon cutter
- Additional 1/4" NPT port for second filler valve (if needed)
- Sintered bronze inlet filter
- Rear mounted 1 1/2" 4000 psi gauge



Colorful Informative Packaging

BR2PHW

- Dependable hand or wrench tight connection
- Piston-type design
- Solid brass connections
- Drilled and tapped for optional tie hook and ribbon cutter
- Additional 1/4" NPT port for second filler valve (if needed)
- Sintered bronze inlet filter



BR2DH

- Spin-on hand tight connection with O-ring for tight leak proof connections
- Piston-type design
- Solid brass connections
- Durable rubber tilt valve
- Drilled and tapped for optional tie hook and ribbon cutter
- Additional 1/4" NPT port for second filler valve (if needed)
- Sintered bronze inlet filter



PART# UPC#	BR2MHG 14206	BR2DHG 14205	BR2DH 14204	BR2PHW 14203
FAST-FLO [®]	BALLOON REGULATOR	BALLOON REGULATOR	BALLOON REGULATOR	BALLOON REGULATOR
BALLOON INFLATOR DESCRIPTION	DELUXE ALL-IN-ONE MYLAR BALLOON INFLATOR WITH MYLAR VALVE, LATEX TILT VALVE & GAUGE	DELUXE BALLOON INFLATOR WITH GAUGE	DELUXE BALLOON INFLATOR	PREMIUM BALLOON INFLATOR



FAST-FLO[®] BALLOON INFLATORS

SPECIALTY REGULATORS

HELIUM CYLINDER DATA

Latex Balloon size	7"	9"	10"	12"	14"	16"	18" Mylar
Volume of Helium per Balloon (cu./ft.)	.15	.27	.30	.52	1.00	1.25	.44

BALLOON REGULATORS AND ACCESSORIES

Hand tight or wrench tight models available



Quick and easy tilt valve fillup

Optional ribbon cutter and tie-off hooks



BR2PH

- Horizontal one-piece hand tight inflator
- Solid brass piston-style construction
- Durable rubber tilt valve
- Easy to install and use



BTVM



BBTH



BH59




BPSC



GS173H

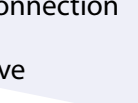
BR2SW

- Leak-proof wrench tight connection
- Piston-type design
- Durable rubber tilt valve
- Solid brass construction
- Drilled and tapped for optional tie hook and ribbon cutter



BR2SWG

- Secure wrench tight connection
- Piston-type design
- Durable rubber tilt valve
- Rear mounted 1 1/2" 4000 psi gauge
- Additional 1/4" NPT port for second filler valve (optional)



BTFV

OPTIONAL ACCESSORIES

PART# UPC#	BR2SWG 14202	BR2SW 14201	BR2PH 14200
---------------	-----------------	----------------	----------------

FAST-FLO[®]

BALLOON
REGULATOR

BALLOON
REGULATOR

BALLOON
REGULATOR

BALLOON
INFLATOR
DESCRIPTION

ECONOMICAL
STANDARD
BALLOON
INFLATOR
WITH GAUGE

ECONOMICAL
STANDARD
BALLOON
INFLATOR

ECONOMICAL
STRAIGHT POST
TYPE BALLOON
INFLATOR

PART# UPC#	BTVM 14220	BBTH 14222	BH59 14207
---------------	---------------	---------------	---------------

TILT VALVE WITH
MALE BUSHING

TIE HOOK

HAND TIGHT
NUT CGA580

PART# UPC#	BPSC 14223	BTFV 14221	GS173H 51175
---------------	---------------	---------------	-----------------

PLASTIC
RIBBON
CUTTER

TILT VALVE
WITH FEMALE
BUSHING

CONTENTS
GAUGE
1 1/2"
4000 PSI

SELF IGNITING TWISTER[®] 2 SWIRL COMBUSTION HAND TORCH


The HT44 Twister[®]2 Self Igniting Hand Torch features easy start electric ignition combined with the tech favorite Twister[®] swirl combustion technology to produce a faster lighting and more efficient hand torch for the plumber and HVAC technician.

- Use with MAP//Pro[™] or Propane
- Instant flame action
- Use for soldering and brazing of Copper, Brass and Aluminum
- Swirl combustion for high energy efficient flame that's stable even in windy conditions
- Trigger lock with safety feature and instant release
- Perfect flame adjustment knob
- Operates in any position...even upside down.

TARGET HEAT

	Propane	1750° F (954 °C)
	MAP//Pro[®]	2400° F (1316 °C)
Tubing Capacity		
	Soldering	Brazing
Propane	Up to 2"	Up to 3/4"
MAP//Pro[®]	Up to 3"	Up to 1"

The LP Twister[®] swirl combustion tips produce a high energy efficient flame that is stable even in windy conditions.



A helical blade inside the tip premixes the fuel gas and air to achieve maximum combustion.

This type of flame technology maximizes the BTU's and transfers heat faster than other air/LP gas flame tools.



**PART# HT44
UPC# 43216**



SELF IGNITING TWISTER® 2 OUTFITS/TIPS

Uniweld has combined easy start electric ignition with the Twister® swirl combustion technology to produce the Twister® 2 Self Igniting swirl combustion quick connect tips. It's a new, faster lighting, more efficient flametool for the plumber and HVAC technician.



OUTFITS

PART# UPC#	KT2A5 89650	KT2A5T 89651	KT2A5MC 89652	KT2A5MCT 89653	KT2LP4 89660
REGULATOR	RB ACETYLENE	RB ACETYLENE	RMC ACETYLENE	RMC ACETYLENE	RLPB LP GAS
QUICK CONNECT HANDLE	TH6, REAR CONTROL VALVE	TH6, REAR CONTROL VALVE	TH6, REAR CONTROL VALVE	TH6, REAR CONTROL VALVE	TH6, REAR CONTROL VALVE
TWISTER® 2 TIPS	T2A-5	T2A-5	T2A-5	T2A-5	T2LP-4
HOSE 12½FT.	H12, ACETYLENE SINGLE HOSE	H12, ACETYLENE SINGLE HOSE	H12, ACETYLENE SINGLE HOSE	H12, ACETYLENE SINGLE HOSE	HLP14B, LP GAS SINGLE HOSE
CARRYING STAND TANKS	-	502 "B" ACETYLENE	-	512 "MC" ACETYLENE	-

**KT2A5T
PROTECTIVE
RUBBER
GAUGE
BOOT**

TIPS

PART# UPC#	T2A-3 43050	T2A-5 43051	T2A-8 43052	T2A-12 43053
---------------	----------------	----------------	----------------	-----------------


**T2A-12
ACETYLENE
TIP**



COPPER TUBING CAPACITY SOFT SOLDER [ACETYLENE]	UP TO 1"	¾" - 1½"	1" - 2"	2" - 4"
COPPER TUBING CAPACITY SILVER SOLDER [ACETYLENE]	UP TO ½"	¼" - ¾"	½" - 1"	1" - 2"
REPLACEMENT TIP ENDS	T2A-3TE UPC# 43060	T2A-5TE UPC# 43061	T2A-8TE UPC# 43062	T2A-12TE UPC# 43063




**T2A-12TE
ACETYLENE
TIP END**



TWISTER®
AIR/FUEL

PART# 89600
UPC# 89600



SOLDERING KIT
SOFT FLAME

PART# K37
UPC# 89100

The air/acetylene Twister® Kit includes an acetylene regulator with a booted 1½" gauge (CGA520), an ergonomically designed quick connect handle, two swirl combustion Twister® tips and a 12.5 ft. acetylene hose, ("A") connection.

Uniweld's air/acetylene soldering and brazing kit includes a screw connect rear valve handle, a screw connect soft solder tip, an acetylene regulator with a booted 1½" gauge and a 12.5 ft. acetylene hose, ("A") connection.

RP3T6
SILVER BULLET



**OPEN
REGULATOR**

**PULL DOWN
CASING
TO IGNITE**



PART# RP3T6
UPC# 43006

The electric ignition Silver Bullet® Tip eliminates the need for a spark lighter. Pull down on the bullet casing to activate the piezo electric spark ignitor. Tip swivels 360 degrees for operation in any position... even upside down. Operates on MAP//Pro™ and Propane.

TARGET HEAT

Propane	1750° F (954 °C)
MAP//Pro®	2400° F (1316 °C)

Tubing Capacity

Propane	Soldering	Brazing
	Up to 1"	Up to 5/8"
MAP//Pro™	Up to 1½"	Up to 7/8"

UNITORCH®
HAND TORCH

PART# MKT-4L
UPC# 89501

Unitorch® hand torch with LP Twister® tip and MAP//Pro™ disposable cylinder. Soldering and brazing kit for automotive, plumbing, HVAC-R applications. Kit includes: Unitorch regulator with swivel elbow that can be operated in an upside down position.

TARGET HEAT

Propane	1750° F (954 °C)
MAP//Pro®	2400° F (1316 °C)

Tubing Capacity

Propane	Soldering	Brazing
	Up to 1"	Up to 5/8"
MAP//Pro™	Up to 1½"	Up to 7/8"



MKT-4L





OUTFITS WELD/BRAZE

HVAC-R
PRODUCTS

CAP'N HOOK® OUTFITS OX/ACETYLENE

The Uniweld Cap'n Hook® Outfit is portable, lightweight and adaptable so the contractor can cut, weld and braze in remote locations.


REGULATOR SERIES have single scale 1½" gauges with protective rubber boots.

WELDING HANDLE 71 with two-tube silver brazed construction with front stainless steel ball point valves for one-hand fingertip control and positive shutoff.

The patented **MTF-5 CAP'N HOOK® TIP** is constructed of stainless steel that provides a stable flame time after time while holding its shape. Cap'n Hook tips supply 100% wraparound for even heat distribution and excellent brazing.

KL22 & KL22P-T outfits are capable of cutting up to 2" with Uniweld's **CA100 CUTTING ATTACHMENT** when used with proper cutting tips (sold separately).

Uses CT100 series cutting tips.
[See pg. 63]



K22P-T

K22 and KL22: Cylinders not included.
KL22P-T and K22P-T: Cylinders and outfits are unitized packaged in one master carton†

Use 20 cu.ft. (R) Oxygen cylinder and 10 cu.ft. (MC) Acetylene cylinder

KL22

CAP'N HOOK® BRAZING OUTFIT	WELDING HANDLE	CUTTING ATTACHMENT	CUTTING TIP	WELD/BRAZE TIP	CAP'N HOOK® BRAZE TIP	OXYGEN* REGULATOR 2-60 PSIG	ACETYLENE* REGULATOR 2-15 PSIG	ACCESSORIES
PART# KL22P-T UPC# 82506	71	CA100	CT-100	TYPE 17-2	MTF-5	RO CGA540	RMC2 CGA200	TWIN HOSE 12.5' 3/16" "B" GOGGLES, LIGHTER, 511 PLASTIC TOTE, MC/R TANKS†, W05 WRENCH
PART# KL22 UPC# 82500	71	CA100	CT-100	TYPE 17-2	MTF-5	RO CGA540	RMC2 CGA200	TWIN HOSE 12.5' 3/16" "B" GOGGLES, LIGHTER, W05 WRENCH
PART# K22P-T UPC# 82345	71	N/A	N/A	TYPE 17-2	MTF-5	RO CGA540	RMC2 CGA200	TWIN HOSE 12.5' 3/16" "B" GOGGLES, LIGHTER, 511 PLASTIC TOTE, MC/R TANKS†, W05 WRENCH
PART# K22 UPC# 82339	71	N/A	N/A	TYPE 17-2	MTF-5	RO CGA540	RMC2 CGA200	TWIN HOSE 12.5' 3/16" "B" GOGGLES, LIGHTER, W05 WRENCH † Cylinders shipped empty.

WOLFPOWER® TUNGSTEN ELECTRODES

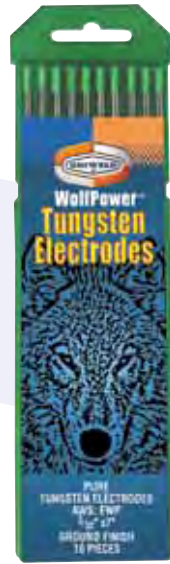


Wolfpower® Precision Centerless Ground Tungsten Electrodes are used for Gas Tungsten Arc Welding. Gas Tungsten Arc Welding (GTAW) is commonly called TIG Welding. **Pure Tungsten** electrodes are basically unalloyed; they contain a minimum of 99.5 wt-% Tungsten. These electrodes are known to be the most economical and are considered good for general purpose welding on Aluminum and Magnesium. The tip will form a clean, balled end that provides good ARC stability on AC.


2% Thoriated Tungsten is the most common electrode used today. The electrodes contain a nominal 2 wt-% of Thorium Oxide (ThO₂) throughout the entire length of the rod. Provides a stable ARC and is easy to start. Used generally on DC negative or straight polarity.

2% Ceriated Tungsten electrodes contain 2 wt-% of Cerium Oxide in place of Thorium. They are non-radioactive and easier to start than pure Tungsten. They can be used on AC or DC in either polarity and have a reduced rate of burn-off.


1% Zirconiated Tungsten electrodes contain Zirconium Oxide. Minimizes Tungsten contamination of the weld. Retains a balled end during welding and performs well on AC.



**PURE
TUNGSTEN**



**2%
THORIATED
TUNGSTEN**



**2%
CERIATED
TUNGSTEN**



**1%
ZIRCONIATED
TUNGSTEN**

PRODUCT	SIZES				
	.040"	1/16"	3/32"	1/8"	5/32"
EWP Pure Tungsten	Part# WED89	Part# WEDD9	Part# WEDF9	Part# WEDH9	Part# WEDJ9
EWTh-2 Thoriated Tungsten		Part# W2DD9	Part# W2DF9	Part# W2DH9	
EWCe-2 Ceriated Tungsten		Part# WHDD9-Q	Part# WHDF9-Q	Part# WHDH9-Q	
EWZr-1 Zirconiated Tungsten		Part# WIDD9-Q	Part# WIDF9-Q	Part# WIDH9-Q	

The five factors used to select the proper Tungsten Electrode for GTAW are: 1. Material to be welded. 2. Size of material. 3. Shape of tip on torch to be used. 4. The electrode holder. 5. The nozzle. Pure Tungsten is not recommended for use on DC due to their susceptibility to weld contamination.





ALLOYS/FLUXES

ALLOYS
GMAW

BRAZING ALLOYS & FLUXES

Unibrite Uni-1450A Flux cored, lead free, Silver Bearing Solder is used for air conditioning, refrigeration and plumbing applications. • Free of Cadmium, Zinc, Lead • Bright, shiny finish • High tensile strength • Can be used in contact with food products

Uni-1500 and UNI-1500FC Low fuming Bronze Brazing Alloy, Bare and Flux Coated. • For brazing steel and cast iron • Superior wetting for complete tinning and general purpose brazing • Used on salvage or repair of yellow brass or bronze casting

Uni-1000 Silver Brazing Flux is used with silver and silver alloys. • Long active life at brazing temperatures • Excellent fluidity and promotes outstanding adherence • Thinned down to various consistencies by adding water • Automotive, aerospace and electronic applications

Uni-1500 All purpose powder Brazing and Welding Flux used with bronze alloys when weld brazing or brazing on copper alloys and steel. • Used in powder form or mixed with water • Dissolves and thoroughly removes oxides • Automotive, air conditioning, marine

Uni-1450 Heavy duty, liquid soft Soldering Flux for excellent soldering on copper-based and ferrous alloys, including stainless steel • Non-fuming • Water soluble residues

PRODUCT	ALLOYS							
	1/16"	1/16"	3/32"	3/32"	1/8"	1/8"	3/16"	3/16"
Uni-1450A Uni-Brite	Part# BD1K9 10' Carded							
Uni-1500	Part# C1AD1 36" 1 lb Pkg	Part# C1AD5 36" 10 lb Pkg	Part# C1AF1 36" 1 lb Pkg	Part# C1AF5 36" 10 lb Pkg	Part# C1AH1 36" 1 lb Pkg	Part# C1AH5 36" 10 lb Pkg	Part# C1AK1 36" 1 lb Pkg	Part# C1AK5 36" 10 lb Pkg
Uni-1500FC			Part# C4BF1 36" 1 lb Pkg	Part# C4BF5 36" 10 lb Pkg	Part# C4BH1 36" 1 lb Pkg	Part# C4BH5 36" 10 lb Pkg	Part# C4BK1 36" 1 lb Pkg	Part# C4BK5 36" 10 lb Pkg

PRODUCT	FLUXES	
Uni-1000	Part# F19YJ	7 oz. Pkg
Uni-1500	Part# F28YF	3.5 oz. Pkg
Uni-1450	Part# F4CYG	4 oz. Pkg



MAINTENANCE & REPAIR

PRODUCT	1/16"	1/16"	3/32"	3/32"	1/8"	
Uni-1500FC	Part# C42D1 18" 1 lb Pkg		Part# C42F1 18" 1 lb Pkg		Part# C42H1 18" 1 lb Pkg	• Used on fabrication and repair of galvanized sheet; pipe and angles • Salvage and repair work
Uni-1900					Part# C77H1 14" 1 lb Pkg	• All position electrode • Used on copper alloys, steel and cast iron • AC/DC reverse polarity

MAINTENANCE & REPAIR (continued)

Cont'd from page 121

PRODUCT	1/16"	1/16"	3/32"	3/32"	1/8"	1/8"	5/32"	3/16"
Uni-2000	Part# D17D1 12" 1 lb Pkg		Part# D17F1 14" 1 lb Pkg		Part# D17H1 14" 1 lb Pkg	• All position electrode for mild steel • Used for filling holes and buildup of worn surfaces		
Uni-2200			Part# D27F1 14" 1 lb Pkg		Part# D27H1 14" 1 lb Pkg	• Excellent welds through dirty and contaminated surfaces • Good arc at low amperage		
Uni-2300			Part# D37F1 14" 1 lb Pkg		Part# D37H1 14" 1 lb Pkg	• Extra low Hydrogen, low alloy electrode • Works well on sulphur bearing and tramp (lead) steels		
Uni-2400		• Chamfering or gouging electrodes • Removing unwanted or defective metal; preparation prior to welding			Part# E17H1 14" 1 lb Pkg	Part# E17H4 14" 5 lb Pkg		
Uni-5000			Part# H17F1 14" 1 lb Pkg		Part# H17H1 14" 1 lb Pkg	• High tensile alloy for joining vanadium steels, mild and medium carbon steels and stainless steels		
Uni-6000			• High alloy wearfacing for severe abrasion • For crusher applications • Construction, mining applications			Part# K17H4 5 lb Pkg	Part# K17J4 5 lb Pkg	
Uni-6200			• Build-up and high impact on most steels • Extremely tough build-up • Rebuild idler rollers and rail ends			Part# K27H4 14" 5 lb Pkg	Part# K27J4 14" 5 lb Pkg	
Uni-6300			• Produces smooth, high-crowned weld deposits • Used on most steels and cast iron • Resists impact			Part# K37H4 14" 5 lb Pkg	Part# K37J4 14" 5 lb Pkg	
Uni-3000			Part# L17F1 10" 1 lb Pkg		Part# L17H1 14" 1 lb Pkg	• Premium Nickel Iron electrode • Dense deposits on dirty, oil soaked cast iron • Crack-resistant welds		
Uni-3500			Part# L27F1 10" 1 lb Pkg		Part# L27H1 14" 1 lb Pkg	• Premium high Nickel alloy for thin wall grey cast iron and fabrication of cast iron to other metals • Cladding		
Uni-3800			• Nickel free alloy for maximum bonds on difficult to weld cast iron • Repair burned furnace grates.			Part# L47H5 14" 10 lb Pkg		
Uni-4000			Part# P17F1 14" 1 lb Pkg		Part# P17H1 14" 1 lb Pkg	• Premium Aluminum electrode with excellent arc stability • Use for heat treated aluminum & heavy castings		
Uni-4200		• Self fluxing Aluminum solder for joining and build-up • Fills holes and builds up worn areas • No flux need			Part# P3KH1 18" 1 lb Pkg	Part# P3KH9 9" 6 pcs card		
Uni-4300	Part# P4KD9 10' coil	Part# P4KD9S 10' coil	• Joins aluminum, copper and brass • P4KD9 Includes: 1 oz. Uni-4300 Aluminum Soft Solder Flux • P4KD9S Includes: 2 oz. Uni-4300 Aluminum Soft Solder Flux w/ Applicator					
Uni-4400			• Flux cored torch alloy for build-ups on aluminum • For cracks and breaks in aluminum castings			Part# PCJH3 32" 3 lb Pkg		



MILD STEEL ALLOYS

Uni-6011 Used on a wide range of steel base metals. • Usable in all positions • Applications include: tanks (both plain and galvanized), pipe welding, steel casting repairs, machinery parts and structural fabrication • Fast freezing deposit for the vertical up progression used in piping in the horizontal position • Works well with AC power source

PRODUCT	3/32"	3/32"	3/32"	1/8"	1/8"	1/8"	1/8"	
Uni-6011 SELECT	Part# D67F4SC 14" 5 lb Pkg	Part# D67F5SC 14" 10 lb Pkg	Part# D67F8SC 14" 50 lb Pkg	Part# D67H4SC 14" 5 lb Pkg	Part# D67H5SC 14" 10 lb Pkg	Part# D67H8SC 14" 50 lb Pkg		
Uni-6011			Part# D67F8 14" 50 lb Pkg			Part# D67H8 14" 50 lb Pkg	Part# D67H8-HSC 14" 50 lb Can	
PRODUCT	5/32"	5/32"	5/32"	5/32"	3/16"	3/16"		
Uni-6011 SELECT	Part# D67J4SC 14" 5 lb Pkg	Part# D67J5SC 14" 10 lb Pkg	Part# D67J8SC 14" 50 lb Pkg					
Uni-6011			Part# D67J8 14" 50 lb Pkg	Part# D67J8-HSC 14" 50 lb Can	Part# D67K8 14" 50 lb Pkg	Part# D67K8-HSC 14" 50 lb Can		

Uni-6013 Used on all types of mild steel fabrication requiring ease of operation and good appearance with either AC or DC straight polarity. • Works well with poor fit up • Smooth, flat bead appearance • Easy slag removal 5/32" 14" 50 lb Pkg available: D87J8SC and D87J8

PRODUCT	3/32"	3/32"	3/32"	1/8"	1/8"	1/8"	5/32"	5/32"
Uni-6013 SELECT	Part# D87F4SC 14" 5 lb Pkg	Part# D87F5SC 14" 10 lb Pkg	Part# D87F8SC 14" 50 lb Pkg	Part# D87H4SC 14" 5 lb Pkg	Part# D87H5SC 14" 10 lb Pkg	Part# D87H8SC 14" 50 lb Pkg	Part # D87J4SC 14" 5 lb Pkg	Part# D87J5SC 14" 10 lb Pkg
Uni-6013			Part# D87F8 14" 50 lb Pkg			Part# D87H8 14" 50 lb Pkg		

Uni-6022 A fluid electrode that is reliable for roof decking and down hill welding. Designed for welding roof decking to support beams with burn-through spot welds. • Rapid downhill welding when joining light gauge materials, including sheet metal

PRODUCT	1/8"	1/8"	1/8"	5/32"	5/32"	5/32"		
Uni-6022 SELECT	Part# DN7H4SC 14" 5 lb Pkg	Part# DN7H5SC 14" 10 lb Pkg	Part# DN7H8SC 14" 50 lb Pkg	Part# DN7J4SC 14" 5 lb Pkg	Part# DN7J5SC 14" 10 lb Pkg	Part# DN7J8SC 14" 50 lb Pkg		

MILD STEEL ALLOYS

Cont'd from page 123

Uni-7014 Suitable for most types of mild steel fabrication and/or iron work. Used in applications where a very smooth appearance is important, including machine bases, frames and heavy sheet metal. • AC/DC, either polarity 5/32" 14" 50 lb Pkg available: D97J8SC and D97J8

PRODUCT	3/32"	3/32"	3/32"	1/8"	1/8"	1/8"	5/32"	5/32"
Uni-7014 SELECT	Part# D97F4SC 14" 5 lb Pkg	Part# D97F5SC 14" 10 lb Pkg	Part# D97F8SC 14" 50 lb Pkg	Part# D97H4SC 14" 5 lb Pkg	Part# D97H5SC 14" 10 lb Pkg	Part# D97H8SC 14" 50 lb Pkg	Part # D97J4SC 14" 5 lb Pkg	Part# D97J5SC 14" 10 lb Pkg
Uni-7014			Part# D97F8 14" 50 lb Pkg			Part# D97H8 14" 50 lb Pkg		

Uni-7018 A low Hydrogen content electrode used on Carbon and medium textile steels, especially under conditions of restraint. Used in construction grades of steel for ship building, pipelines, boiler plate, cast steel and for machine screw parts. • X-ray quality welds • High impact fracture resistance

PRODUCT	3/32"	3/32"	3/32"	1/8"	1/8"	1/8"		
Uni-7018 SELECT	Part# DA7F4SC 14" 5 lb Can	Part# DA7F5SC 14" 10 lb Can	Part# DA7F8SC 14" 50 lb Can	Part# DA7H4SC 14" 5 lb Can	Part# DA7H5SC 14" 10 lb Can	Part# DA7H8SC 14" 50 lb Can		
Uni-7018			Part# DA7F8 14" 50 lb Can			Part# DA7H8 14" 50 lb Can		

PRODUCT	5/32"	5/32"	5/32"	3/16"	1/4"			
Uni-7018 SELECT	Part# DA7J4SC 14" 5 lb Can	Part# DA7J5SC 14" 10 lb Can	Part# DA7J8SC 14" 50 lb Can					
Uni-7018			Part# DA7J8 14" 50 lb Can	Part# DA7K8 14" 50 lb Can	Part# DA738 14" 50 lb Can			

Uni-7018AC A low Hydrogen electrode for low, medium and high carbon steels and high strength low alloy steels. Works well for skip or tack welds in utility and job shops where single phase 230V AC welders are used. • Excellent restrike characteristics 5/32" 14" 50 lb Can available: DB7J8SC

PRODUCT	3/32"	3/32"	3/32"	1/8"	1/8"	1/8"	5/32"	5/32"
Uni-7018AC SELECT	Part# DB7F4SC 14" 5 lb Can	Part# DB7F5SC 14" 10 lb Can	Part# DB7F8SC 14" 50 lb Can	Part# DB7H4SC 14" 5 lb Can	Part# DB7H5SC 14" 10 lb Can	Part# DB7H8SC 14" 50 lb Can	Part# DB7J4SC 14" 5 lb Can	Part# DB7J5SC 14" 10 lb Can
Uni-7018AC						Part# DB7H8 14" 50 lb Can		



ALLOYS FLUXES

ALLOYS
GMAW

MILD STEEL ALLOYS

Uni-7024 A high speed Iron powder mild steel electrode used for plate fabrication, earth moving equipment, mining machinery, structural steel, railroad cars, agricultural machinery and general maintenance work. • Maximum deposition rate • Self removing type slag • Use with drag technique

PRODUCT	1/8"	5/32"	3/16"	1/4"				
Uni-7024	Part# DC7H8 14" 50 lb Pkg	Part# DC7J8 14" 50 lb Pkg	Part# DC7K8 14" 50 lb Pkg	Part# DC738 14" 50 lb Pkg				

Unipipe-6 A quick starting, all-position cellulosic mild steel electrode exhibiting superior arc stability, superior arc drive (penetration), tight slag and excellent wash-in. • General purpose fabrication, construction, shipbuilding and maintenance welding applications • Out-of-position X-ray quality welds • Vertical and overhead plate welding

PRODUCT	1/8"	1/8"	1/8"	5/32"	5/32"	5/32"	3/16"	
Unipipe-6 SELECT	Part# DV7H4SC 14" 5 lb Can	Part# DV7H5SC 14" 10 lb Can	Part# DV7H8SC 14" 50 lb Can	Part# DV7J4SC 14" 5 lb Can	Part# DV7J5SC 14" 10 lb Can	Part# DV7J8SC 14" 50 lb Can		
Unipipe-6			Part# DV7H8 14" 50 lb Can			Part# DV7J8 14" 50 lb Can	Part# DV7K8 14" 60 lb Can	

Steel 45 A general purpose, low carbon steel rod used for oxyacetylene welding of most common grades of steel. • Good ductility and machinability

PRODUCT	1/16"	3/32"	1/8"					
Steel 45	Part# DEAD5 36" 10 lb Pkg	Part# DEAF5 36" 10 lb Pkg	Part# DEAH5 36" 10 lb Pkg					

Steel 60 A high strength steel welding rod used for welding of carbon steel pipes in power plants and other conditions of severe service • Oxyacetylene torch applications • Meets all codes for grade B steels • Responds to heat treatment, flame hardening and cyaniding

PRODUCT	1/16"	3/32"	1/8"					
Steel 60	Part# DFAD5 36" 10 lb Pkg	Part# DFAF5 36" 10 lb Pkg	Part# DFAH5 36" 10 lb Pkg					

Steel TIG 70S2 Triple deoxidized steel welding wire used for single pass or multipass welding on all grades of carbon steel • Especially suited for dirty or rusted surfaces • Short-arc welding

PRODUCT	1/16"	3/32"	1/8"					
Steel TIG 70S2	Part# DGAD5 36" 10 lb Pkg	Part# DGAF5 36" 10 lb Pkg	Part# DGAH5 36" 10 lb Pkg					



MILD STEEL ALLOYS

Cont'd from page 125

Steel MIG 70S6/ Steel TIG 70S6 High speed mild steel welding wire with high Silicone and Manganese content. Used primarily for single pass welding. • High deoxidizer content for welding scaled and rusty plates • Excellent fluidity • Smooth bead appearance • Quiet, stable arc

PRODUCT	.023"	.023"	.023"	.030"	.030"	.035"	.035"	.035"
Steel MIG 70S6	Part# DJ4Z2 2 lb Spool	Part# DJ4ZA 11 lb Spool	Part# DJ4ZW 33 lb Spool	Part# DJ4I2 2 lb Spool	Part# DJ4IA 11 lb Spool	Part# DJ4P2 2 lb Spool	Part# DJ4PA 11 lb Spool	Part# DJ4PZ 44 lb Spool
Steel MIG 70S6 Precision Wound				Part# DJFIW 33 lb Spool		Part# DJFPW 33 lb Spool	.045" DJFRW 33 lb Spool DJ4RZ 44 lb Spool	
PRODUCT	1/6"	3/32"	3/32"					
Steel TIG 70S6	Part# DJAD5 36" 10 lb Pkg	Part# DJAF5 36" 10 lb Pkg	Part# DJAH5 36" 10 lb Pkg					

71TGS An all-position, general purpose, self-shielding, flux cored welding wire for single pass applications. Used by fencing contractors, sheet metal shops, sign erectors and ranchers for outdoor applications with no gas required. • Used with portable 110V input welding machine • Requires no shielding gas • High deposition efficiency • Easy slag removal

PRODUCT	.030"	.030"	.035"	.035"				
71TGS	Part# DT4I2 2 lb Spool	Part# DT4I5 10 lb Spool	Part# DT4P2 2 lb Spool	Part# DT4P5 10 lb Spool				

NON-FERROUS WELDING ALLOYS

Uni-308L-16 An extra low carbon stainless steel welding electrode used to weld Types 304L and 347. The weld deposit, with controlled Ferrite, provides notch toughness and increased crack resistance. • Minimizes formation of chromium carbides • AC/DC reverse polarity

PRODUCT	3/32"	3/32"	3/32"	1/8"	1/8"	1/8"		
Uni-308L-16	Part# J27F1 1 lb Pkg	Part# J27F3 3 lb Pkg	Part# J27F5 10 lb Pkg	Part# J27H1 1 lb Pkg	Part# J27H3 3 lb Pkg	Part# J27H5 10 lb Pkg		

Uni-309L-16 Used primarily for joining stainless steels to themselves or to carbon or low alloy steels. Also used for welding dissimilar joints, that undergo heat treatment. • Increased resistance to intergranular corrosion • Reduced carbon levels

PRODUCT	3/32"	1/8	5/32"					
Uni-309L-16	Part# J47F5 10 lb Pkg	Part# J47H5 10 lb Pkg	Part# J47J5 10 lb Pkg					



NON-FERROUS WELDING ALLOYS

Uni-316L-16 A stainless steel welding electrode with Carbon limited to a maximum of 0.04% that provides a weld deposit with corrosion resistant qualities and reduces the possibility of carbide precipitation. • Good arc stability at low amperage • Easy slag removal

PRODUCT	3/32"	1/8"						
Uni-316L-16	Part# J77F5 10 lb Pkg	Part# J77H5 10 lb Pkg						

Uni-99 A high Nickel content electrode with an extruded coating for cold welding cast iron. Used to join ordinary gray irons to themselves or to other ferrous and nonferrous materials and for matching when repairing castings after welding. • AC/DC reverse polarity (electrode +)

PRODUCT	3/32"	3/32"	1/8"	1/8"				
Uni-99	Part# L57F1 1 lb Pkg	Part# L57F5 10 lb Pkg	Part# L57H1 1 lb Pkg	Part# L57H5 10 lb Pkg				

Uni-55 A Nickel-Iron type electrode for welding cast iron in all positions. Used for repairs on engine blocks, manifolds, gear housings, transmission cases and gear teeth • Strong, crack resistant, porosity free welds • Smooth, stable arc when using AC • Machinable deposits

PRODUCT	3/32"	3/32"	1/8"	1/8"				
Uni-55	Part# L67F1 1 lb Pkg	Part# L67F5 10 lb Pkg	Part# L67H1 1 lb Pkg	Part# L67H5 10 lb Pkg				

Uni-4043 A premium Aluminum welding electrode for heat treated Aluminum, heavy castings, long joint and repairing cracks, filling holes and building up missing sections. Use as a brazing alloy.

PRODUCT	3/32"	1/8"						
Uni-4043	Part# PB7F4 5 lb Pkg	Part# PB7H4 5 lb Pkg						

StainMIG308L/StainTIG308L Gas shielded all position flux cored wire • Low Carbon content minimizes carbide precipitation • Ferrite values become lower as impact toughness increases

PRODUCT	.030"	.035"	.035"					
StainMIG 308L	Part# J84I2 2 lb Spool	Part# J84P2 2 lb Spool	Part# J84PC 25 lb Spool					

PRODUCT	1/16"	3/32"	1/8"	.045"				
StainTIG 308L	Part# J8AD5 36" 10 lb Pkg	Part# J8AF5 36" 10 lb Pkg	Part# J8AH5 36" 10 lb Pkg	Part# J8AR5 36" 10 lb Pkg				

NON-FERROUS WELDING ALLOYS

Cont'd from page 127

StainTIG 316L A stainless steel, gas shielded flux cored wire for welding type 316, 316L stainless steels. Contains molybdenum that resists pitting induced by sulfuric acids, chlorides and cellulose solutions.

- Used in rayon, dye and paper making industries

PRODUCT	1/16"	3/32"	1/8"					
StainTIG 316L	Part# JCAD5 10 lb Pkg	Part# JCAF5 10 lb Pkg	Part# JCAH5 10 lb Pkg					

AlumaMIG 4043/AlumaTIG 4043 General purpose Aluminum welding wire • Excellent crack sensitivity • Produces bright weld deposits • Excellent fluidity (wetting) due to high Silicon content • Spray and flame metallizing wire • Non-heat treatable

PRODUCT	3/64"	3/64"	.030"	.035"	.035"			
AlumaMIG 4043	Part# P64C1 1 lb Spool	Part# P64CY 13 lb Spool	Part# P64I1 1 lb Spool	Part# P64P1 1 lb Spool	Part# P64PY 13 lb Spool			

PRODUCT	1/16"	3/32"	1/8"					
AlumaTIG 4043	Part# P6AD4 36" 5 lb Pkg	Part# P6AF4 36" 5 lb Pkg	Part# P6AH4 36" 5 lb Pkg					

AlumaMIG 5356/AlumaTIG 5356 Aluminum welding wire used mainly for welding Aluminum of like composition • Deposits are high strength and very ductile • Excellent color match after anodizing • Moderate high strength capabilities • Non-heat treatable

PRODUCT	3/64"	3/64"	.030"	.035"	.035"			
AlumaMIG 5356	Part# P84C1 1 lb Spool	Part# P84CY 13 lb Spool	Part# P84I1 1 lb Spool	Part# P84P1 1 lb Spool	Part# P84PY 13 lb Spool			

PRODUCT	1/16"	3/32"	1/8"					
AlumaTIG 5356	Part# P8AD4 36" 5 lb Pkg	Part# P8AF4 36" 5 lb Pkg	Part# P8AH4 36" 5 lb Pkg					



THERMITE TIPS

V
STYLE
SPECIALTY
PRODUCT

THERMITE WELDING TIPS

Join sections of train track by preheating rail ends in preparation for the thermite charge. Thermite [from Thermit, a trade name], is a mixture of powdered or granular aluminum metal and powdered iron oxide. When ignited, it gives off large amounts of heat. It is used in welding large parts, e.g., castings, shafts, pipes, and steel rails.

TWN-5



In the process the thermite, contained in a crucible, is ignited. The aluminum reduces the iron oxide to molten iron and forms a slag of aluminum oxide on its surface. The reaction is very exothermic; temperatures above 2,500°C (4,500°F) are often reached. Typically, the molten iron is poured into the joint to be welded, providing both heat for fusion and filler metal. Excess metal may be removed when the weld cools.



TIP END

WH360



Uniweld Thermite Welding Tips fit Uniweld V-style Heavy Duty WH360, WH360L and 72L9 Welding Handles [see pg 11].



THERMITE WELDING TIP	FUEL GAS	PREHEAT	OXYGEN PSI	FUEL PSI	FUEL FLOW
PART# TWN-5 UPC# 31015	PROPANE	5 MINUTES	65	300	15 80



CONTACT UNIWELD

NATIONAL HEADQUARTERS
UNIWELD PRODUCTS, INC.

*2850 Ravenswood Road
Fort Lauderdale, Florida 33312
954.584.2000 • FAX: 954.587.0109
800.323.2111 • www.uniweld.com
email: info@uniweld.com*



SOUTH CENTRAL WAREHOUSE UNIWELD HOUSTON

*South Loop Business Park
6121 Long Drive
Houston, TX 77087-2008
800.323.2111
FAX: 954.587.0109*

WESTERN WAREHOUSE UNIWELD CALIFORNIA

*41775 Elm Street,
#403,
Murrieta, CA 92562
800.323.2111
FAX: 954.587.0109*

CANADIAN WAREHOUSE METRO UNIWELD PRODUCTS, LTD.

*Metro Uniweld
Eastern Canadian Warehouse
4520 Eastgate Parkway
Mississauga, ON L4W 3W6*

*Metro Uniweld
Western Canadian Warehouse
#11-3603 Millar Avenue
Saskatoon, SK S7P 0B2*

SOUTH AMERICAN OFFICE & FACTORY UNIWELD ANDINA

*Porfirio Romero OE1-58
y Avda. 10 de Agosto
Quito Ecuador S.A.
TEL: 593 2 241 5446
FAX: 593 2 240 4494
email: cliente@uniweld.com.ec*

MIDDLE EAST AND AFRICA UNIWELD PRODUCTS, INC. Regional Office

*Al-Hazeem Crystal Plaza
United Nations Street
P.O. Box 13/5601
Al Jinah - Beirut, Lebanon
TEL: 00 961 3 732 961
FAX: 00 961 1 858 318
email: unimideast@uniweld.com*

ALPHA NUMERICAL INDEX

Part #	UPC #	Page #	Part #	UPC #	Page #	Part #	UPC #	Page #	Part #	UPC #	Page #
05-1-52	51009	98	1-118-4D	33284	16	1-318MP-8	33403	24	164-1D	35189	62
05-1-52-7	51010	98	1-118-6	33278	16	1-318MP-8D	33406	24	164-2	35178	62
05-1-63	51011	98	1-118-6D	33285	16	1005-3	12921	102	164-2D	35190	62
05-2-52-4	51013	98	1-118-8	33279	16	11A05	12903	102	164-3	35179	62
05-2-52-7	51014	98	1-118-8D	33287	16	1205	12911	102	164-3D	35191	62
05-2-63-2	51015	98	1-126-10	33677	17	1205-1	12927	102	164-4	35180	62
05-3-52-8	51017	98	1-126-10D	33682	17	1205-2	12912	102	164-4D	35212	62
1-101-0	33127	14	1-126-12	33678	17	12106	12106	81	164-5	35181	62
1-101-00	33126	14	1-126-12D	33683	17	12107	12107	81	164-5D	35213	62
1-101-000	33125	14	1-126-6	33675	17	138-0	35126	62	164-6	35182	62
1-101-000D	33137	14	1-126-6D	33680	17	138-00	35125	62	164-6D	35214	62
1-101-00D	33138	14	1-126-8	33676	17	138-00D	35131	62	164-7	35183	62
1-101-0D	33139	14	1-126-8D	33681	17	138-0D	35132	62	164-7D	35215	62
1-101-1	33128	1,3,4,14	1-200-0	33325	18	138-1	35127	62	164-8	35184	62
1-101-1D	33140	14	1-200-1	33326	18	138-1D	35133	62	164-8D	35216	62
1-101-2	33129	14	1-200-1D	33333	18	138-2	35128	62	164-9	35185	62
1-101-2D	33141	14	1-200-2	33327	18	138-2D	35134	62	164-9D	35217	62
1-101-3	33130	14	1-200-2D	33334	18	138-3	35129	62	1805	12908	102
1-101-30-0	33875	14	1-200-3	33328	18	138-3D	35135	62	183-10	35202	63
1-101-30-0D	33880	14	1-200-4	33329	18	138-4	35130	62	183-10D	35207	63
1-101-30-1	33876	14	1-200-4D	33335	18	138-4D	35136	62	183-12	35203	63
1-101-30-1D	33881	14	1-200-5	33330	18	14014	14014	96	183-12D	35208	63
1-101-30-2	33877	14	1-200-5D	33336	18	14017	14017	96	183-6	35200	63
1-101-30-2D	33882	14	1-207-4	33701	19	144-0	35151	62	183-6D	35205	63
1-101-3D	33142	14	1-207-4D	33703	19	144-00	35150	62	183-8	35201	63
1-101-4	33131	14	1-209N-10	33850	20	144-00D	35163	62	183-8D	35206	63
1-101-4D	33143	14	1-209N-10D	33852	20	144-0D	35164	62	195-1	35400	63
1-101-5	33132	14	1-209N-12	33851	20	144-1	35152	62	195-1D	35405	63
1-101-5D	33144	14	1-209N-12D	33853	20	144-1D	35165	62	195-2	35401	63
1-101-6	33133	14	1-212-2	33725	19	144-2	35153	62	195-2D	35406	63
1-101-6D	33145	14	1-212-2D	33726	19	144-2D	35166	62	195-3	35402	63
1-101-7	33134	14	1-218-10	33778	20	144-3	35154	62	195-3D	35407	63
1-101-7D	33146	14	1-218-10D	33783	20	144-3D	35167	62	199X500	12929	103
1-101-8	33135	14	1-218-4	33775	20	144-4	35155	62	229-0	35225	64
1-101-8D	33147	14	1-218-4D	33780	20	144-4D	35168	62	2290-1H	31401	50,71
1-101L-4	33090	16	1-218-6	33776	20	144-5	35156	62	2290-2H	31402	50,71
1-101L-4D	33095	16	1-218-6D	33781	20	144-5D	35169	62	2290-3H	31403	50,71
1-101L-6	33091	16	1-218-8	33777	20	144-6	35157	62	2290-4H	31404	50,71
1-101L-6D	33096	16	1-218-8D	33782	20	144-6D	35170	62	2290-5H	31405	50,71
1-108-0	33150	15	1-234-2	33750	19	144-8	35159	62	229-0D	35236	64
1-108-0D	33155	15	1-234-2D	33751	19	144-8D	35172	62	229-1	35226	64
1-108-1	33151	15	1-303MP-0	33351	23	1502-10	37104	66	229-1D	35237	64
1-108-1D	33156	15	1-303MP-00	33350	23	1502-10D	37124	66	229-2	35227	64
1-108-2	33152	15	1-303MP-00D	33360	23	1502-12	37105	66	229-2D	35238	64
1-108-2D	33157	15	1-303MP-0D	33361	23	1502-12D	37125	66	229-3	35228	64
1-108-3	33153	15	1-303MP-1	33352	23	1502-3	37100	66	229-3D	35239	64
1-108-3D	33158	15	1-303MP-1D	33362	23	1502-3D	37120	66	229-4	35229	64
1-108-4	33154	15	1-303MP-2	33353	23	1502-4	37101	66	229-4D	35240	64
1-108-4D	33159	15	1-303MP-2D	33363	23	1502-4D	37121	66	229-5	35230	64
1-110-0	33176	15	1-303MP-3	33354	23	1502-6	37102	66	229-5D	35241	64
1-110-0D	33171	15	1-303MP-3D	33364	23	1502-6D	37122	66	229-6	35231	64
1-110-2	33178	15	1-303MP-4	33355	23	1502-8	37103	66	229-6D	35242	64
1-110-2D	33172	15	1-303MP-4D	33365	23	1502-8D	37125	66	229-7	35232	64
1-112-0	33226	16	1-303MP-5	33356	23	15AR	31190	13,42	229-7D	35243	64
1-112-0D	33232	16	1-303MP-5D	33366	23	15PR	31191	13,42	229-8	35233	64
			1-303MP-6	33357	23	164-0	35176	62	229-8D	35244	64
1-112-2	33228	16	1-303MP-6D	33367	23	164-00	35175	62	2310	31410	50
1-112-2D	33234	16	1-312MP-2	33376	24	164-00D	35210	62	2316	31411	50
1-118-0	33275	16	1-312MP-2D	33377	24	164-0D	35188	62	2328	31412	50
1-118-0D	33282	16	1-318MP-4	33401	24	164-1	35177	62	2336	31413	50
1-118-2	33276	16	1-318MP-4D	33405	24	164-10	35186	62	263-0	35276	64
1-118-2D	33286	16	1-318MP-6	33402	24	164-10D	35218	62	263-00	35275	64
1-118-4	33277	16	1-318MP-6D	33407	24				263-00D	35390	64

ALPHA NUMERICAL INDEX

Part #	UPC #	Page #	Part #	UPC #	Page #	Part #	UPC #	Page #	Part #	UPC #	Page #
263-0D	35291	64	3-GPN-0	34252	17	4202-7D	38113	66	6290A-00D	36111	43
263-1	35277	64	3-GPN-00	34251	17	4202-9	38104	66	6290A-0D	36112	43
263-1D	35292	64	3-GPN-00D	34233	17	4202-9D	38114	66	6290A-1	36103	43
263-2	35278	64	3-GPN-0D	34234	17	43L9	00250	40	6290A-1D	36113	43
263-2D	35293	64	3-GPN-1	34253	7,17	43L9E	00251	40	6290A-2	36104	43
263-3	35279	64	3-GPN-1D	34235	17	500P	30020	101	6290A-2D	36114	43
263-3D	35294	64	3-GPN-2	34254	17	500S	30001	9,101	6290A-3	36105	43
263-5	35281	64	3-GPN-2D	34236	17	502	30003	101	6290A-3D	36115	43
263-5D	35295	64	3-GPN-3	34255	17	503	30004	101	6290A-4	36106	43
263-7	35283	64	3-GPN-3D	34237	17	504	30005	101	6290A-4D	36116	43
263-7D	35296	64	3-GPN-4	34256	17	50-21	04500	60	6290A-5	36107	43
263-8	35284	64	3-GPN-4D	34238	17	50-36	04505	60	6290A-5D	36117	43
263-8D	35297	64	3-GPP-0	34277	21	50-48	04510	60	6290A-6	36108	43
30S-18	04405	60	3-GPP-00	34276	21	509	30016	4,38,57	6290A-6D	36118	43
30S-21	04420	60	3-GPP-00D	34286	21	509FW	30019	4,38,57	6290G-1	36375	43
30S-36	04410	60	3-GPP-0D	34287	21	50A-21	04501	60	6290G-1D	36378	43
30S-48	04415	60	3-GPP-1	34278	21	50A-36	04506	60	6290G-2	36376	43
30SA-18	04406	60	3-GPP-1D	34288	21	50A-48	04511	60	6290G-2D	36379	43
30SA-21	04421	60	3-GPP-2	34279	21	50B-21	04502	60	6290G-3	36377	43
30SA-36	04411	60	3-GPP-2D	34289	21	50B-36	04507	60	6290G-3D	36380	43
30SA-48	04416	60	3-GPP-3	34280	21	50B-48	04512	60	6290GG-1	36151	44
30SB-18	04407	60	3-GPP-3D	34290	21	5-101-0	34501	15	6290GG-1D	36155	44
30SB-21	04422	60	3-GPP-4	34281	21	5-101-00	34500	15	6290GG-2	36152	44
30SB-36	4412	60	3-GPP-4D	34291	21	5-101-00D	34505	15	6290GG-2D	36156	44
30SB-48	4417	60	40-18	04800	41	5-101-0D	34506	15	6290GG-3	36153	44
3-101-0	34027	5,6,7,8,9,14	40-21	04810	41	5-101-1	34502	15	6290GG-3D	36157	44
3-101-00	34026	14	40-36	04820	41	5-101-1D	34507	15	6290HA-1	36401	43
3-101-000	34025	14	40-48	04830	41	5-101-2	34503	15	6290HA-1D	36403	43
3-101-000D	34038	14	40A-18	04801	41	5-101-2D	34508	15	6290HA-2	36402	43
3-101-00D	34039	14	40A-21	04811	41	510	30007	101	6290HA-2D	36404	43
3-101-0D	34040	14	40A-36	04821	41	511	30008	9,101	6290NFF-0	36176	44
3-101-1	34028	7,14	40A-48	04831	41	512	30009	101	6290NFF-00	36175	44
3-101-1D	34041	14	40AF-18	04806	41	515	30012	101	6290NFF-00D	36168	44
3-101-2	34029	14	40AF-21	04816	41	516	30013	101	6290NFF-0D	36169	44
3-101-2D	34042	14	40AF-36	04826	41	517	30014	101	6290NFF-1	36177	44
3-101-3	34030	14	40AF-48	04836	41	5-200-0	34525	19	6290NFF-1D	36170	44
3-101-3D	34043	14	40AN-18	04851	41	5-200-0D	34530	19	6290NFF-2	36178	44
3-101-4	34031	14	40AN-21	04856	41	5-200-1	34526	19	6290NFF-2D	36171	44
3-101-4D	34044	14	40B-18	04802	41	5-200-1D	34531	19	6290NFF-3	36179	44
3-101-5	34032	14	40B-21	04812	41	5-200-2	34527	19	6290NFF-3D	36164	44
3-101-5D	34045	14	40B-36	04822	41	5-200-2D	34532	19	6290NFF-4	36180	44
3-108-2	34051	15	40B-48	04832	41	5-200M-0	34550	22	6290NFF-4D	36165	44
3-108-2D	34052	15	40BF-18	04807	41	5-200M-0D	34555	22	6290NFF-5	36181	44
3-112-1	34100	16	40BF-21	04817	41	5-200M-1	34551	22	6290NFF-5D	36166	44
3-112-1D	34105	16	40BF-36	04827	41	5-200M-1D	34556	22	6290NFF-6	36182	44
3-112-2	34101	16	40BF-48	04837	41	5-200M-2	34552	22	6290NFF-6D	36167	44
3-112-2D	34106	16	40F-18	04805	41	5-200M-2D	34557	22	6290NFW-8	36200	44
3-118-2	34125	16	40F-21	04815	41	52A-21	04551	60	6290NFW-8D	36201	44
3-118-2D	34126	16	40F-36	04825	41	54-21	04600	60	6290NH-5	36225	44
3-318MP-2	34200	24	40F-48	04835	41	54-36	04605	60	6290NH-5D	36230	44
3-318MP-2D	34205	24	40N-18	04850	41	54A-21	04601	60	6290NH-6	36226	44
3-318MP-4	34201	24	40N-21	04855	41	54A-36	04606	60	6290NH-6D	36231	44
3-318MP-4D	34206	24	4202-11	38105	66	54B-21	04602	60	6290NH-7	36227	44
3-780	02450	10	4202-11D	38115	66	54B-36	04607	60	6290NH-7D	36232	44
3-780A	02451	10	4202-13	38106	66	56A-21	04651	60	6290NH-8	36228	44
3-GPM-0	34227	22	4202-13D	38116	66	5P		100	6290NH-8D	36233	44
3-GPM-00	34226	22	4202-3	38100	66	6200BA	04925	42	6290NX-0	36252	45
3-GPM-00D	34240	22	4202-3D	38110	66	6250	04930	13,42	6290NX-00	36251	45
3-GPM-0D	34241	22	4202-4	38101	66	6250-2	4931	13,42	6290NX-000	36250	45
3-GPM-1	34228	22	4202-4D	38111	66	6290A-0	36102	43	6290NX-000D	36238	45
3-GPM-1D	34242	22	4202-5	38102	66	6290A-00	36101	43	6290NX-00D	36239	45
3-GPM-2	34229	22	4202-5D	38112	66	6290A-000	36100	43	6290NX-0D	36240	45
3-GPM-2D	34243	22	4202-7	38103	66	6290A-000D	36110	43	6290NX-1	36253	45

ALPHA NUMERICAL INDEX

Part #	UPC #	Page #	Part #	UPC #	Page #	Part #	UPC #	Page #	Part #	UPC #	Page #
6290NX-1D	36241	45	6290VVC-5/0	36275	45	8159-3	12905	102	AF5-54	35330	65
6290NX-2	36254	45	6290VVC-5/0D	36475	45	8159-4	12902	102	AF5-54D	35342	65
6290NX-2D	36242	45	6290VVC-5-1/2	36288	45	830-17	04000	12	AF5-56	35329	65
6290NX-3	36255	45	6290VVC-5-1/2D	36488	45	830-21	04001	2,12	AF5-56D	35341	65
6290NX-3D	36243	45	6290VVC-5D	36487	45	830-36	04002	12	AF5-60	35328	65
6290NX-4	36256	45	6290VVC-0	36304	46	830-48	04003	12	AF5-60D	35340	65
6290NX-4D	36244	45	6290VVC-00	36303	46	831-17	04010	12	AF5-65	35327	65
6290NX-5	36257	45	6290VVC-00D	36503	46	8312	12906	102	AF5-65D	35339	65
6290NX-5D	36245	45	6290VVC-0-1/2	36305	46	831-21	04011	12	AF5-68	35326	65
6290NX-6	36258	45	6290VVC-0-1/2D	36505	46	831-36	04012	12	AF5-68D	35338	65
6290NX-6D	36246	45	6290VVC-0D	36504	46	831-48	04013	12	AF5-72	35325	65
6290NXPM-35	36432	46	6290VVC-1	36306	46	832-21	04021	12	AF5-72D	35337	65
6290NXPM-35D	36447	46	6290VVC-1-1/2	36307	46	832-36	04022	12	AHE10	31440	71
6290NXPM-42	36431	46	6290VVC-1-1/2D	36507	46	832-48	04023	12	AHE16	31441	71
6290NXPM-42D	36448	46	6290VVC-1D	36506	46	83550	83550	38	AHE28	31442	71
6290NXPM-48	36430	46	6290VVC-2	36308	46	83551	83551	38	AHE36	31443	71
6290NXPM-48D	36445	46	6290VVC-2-1/2	36309	46	850-17	04100	12	ART100	00330	110
6290NXPM-52	36429	46	6290VVC-2-1/2D	36509	46	850-21	04101	12	ART100-12B	00334	110
6290NXPM-52D	36444	46	6290VVC-2D	36508	46	850-36	04102	12	ART1001B	82800	110
6290NXPM-56	36428	46	6290VVC-3	36310	46	850-48	04103	12	ART1001LP	82801	110
6290NXPM-56D	36443	46	6290VVC-3/0	36302	46	851-21	04111	12	ART1003	82805	111
6290NXPM-60	36427	46	6290VVC-3/0D	36502	46	851-36	04112	12	ART1003B	82803	111
6290NXPM-60D	36442	46	6290VVC-3D	36510	46	851-48	04113	12	ART1003P	82804	111
6290NXPM-64	36426	46	6290VVC-4	36311	46	852-21	04121	12	ART1004A	82802	111
6290NXPM-64D	36441	46	6290VVC-4/0	36301	46	852-36	04122	12	ART100-6A	00337	110
6290NXPM-68	36425	46	6290VVC-4/0D	36501	46	852-48	04123	12	ART100-6B	00331	110
6290NXPM-68D	36440	46	6290VVC-4D	36511	46	86050	86050	57	ART1007A	82806	110
6290S-1	36125	43	6290VVC-5	36312	46	86051	86051	57	ART1010P	82807	111
6290S-1D	36131	43	6290VVC-5/0	36300	46	8759	12920	102	ART1012	82808	110
6290S-2	36126	43	6290VVC-5/0D	36500	46	8812-2	12909	102	ART1014	82810	110
6290S-2D	36132	43	6290VVC-5-1/2	36313	46	8859	12923	102	ART1015P	82811	110
6290S-3	36127	43	6290VVC-5-1/2D	36513	46	8959	12907	102	ART1020	82812	110
6290S-3D	36133	43	6290VVC-5D	36512	46	89600	89600	118	ART1020LP	82813	110
6290S-4	36128	43	63	04962	42	9059	43350	105	ART1GH12A	43655	113
6290S-4D	36134	43	63-6	04960	42	9059-2	43351	105	ART1GH12B	43657	113
6290S-5	36129	43	64	04705	61	98L11	00501	58,59	ART1GH6A	43651	113
6290S-5D	36135	43	64-6	04702	61	98L9	00500	58,59	ART1GH6B	43653	113
6290S-6	36130	43	64-6R	04703	61	AFH-44	35357	65	ART1RH12A	43654	113
6290S-6D	36136	43	64-6TR	04704	61	AFH-44D	35367	65	ART1RH12B	43656	113
6290VVC-0	36279	45	64-R	04706	61	AFH-49	35356	65	ART1RH6A	43650	113
6290VVC-00	36289	45	64-T	04707	61	AFH-49D	35366	65	ART1RH6B	43652	113
6290VVC-0-1/2	36280	45	64-TL	04709	61	AFH-52	35355	65	ART2A	30702	112
6290VVC-0-1/2D	36480	45	64-TR	04708	61	AFH-52D	35365	65	ART2AS	30712	112
6290VVC-0D	36479	45	64-TRL	04710	61	AFH-54	35354	65	ART327-3	30730	112
6290VVC-1	36281	45	6700BA	04325	13	AFH-54D	35364	65	ART327-6	30731	112
6290VVC-1-1/2	36282	45	68164-10A	04371	13,42	AFH-56	35353	65	ART3A	30703	112
6290VVC-1-1/2D	36482	45	68164-6A	04370	13,42	AFH-56D	35363	65	ART3AS	30713	112
6290VVC-1D	36481	45	68	04360	13	AFH-60	35352	65	ART3AT	30723	112
6290VVC-2	36283	45	68-6	04361	13	AFH-60D	35362	65	ART4A	30704	112
6290VVC-2/0	36278	45	71	00300	11,26,27,59	AFH-65	35351	65	ART4AS	30714	112
6290VVC-2/0D	36478	45	72L11	00351	11,25	AFH-65D	35361	65	ART4AT	30724	112
6290VVC-2-1/2	36284	45	72L9	00350	11,25	AFH-68	35350	65	ART5A	30705	112
6290VVC-2-1/2D	36484	45	745A01	31406	71	AFH-68D	35360	65	ART5AS	30715	112
6290VVC-2D	36783	45	780	2400	10	AFS-31	35335	65	ART5AT	30725	112
6290VVC-3	36285	45	780A	2401	1,2,3,4,10	AFS-31D	35347	65	ART62	31650	112
6290VVC-3/0	36277	45	780B	2402	10	AFS-38	35334	65	ART662	31652	112
6290VVC-3/0D	36477	45	80060	80060	4	AFS-38D	35346	65	ART6A	30706	112
6290VVC-3D	36485	45	80061	80061	4	AFS-44	35333	65	ART6AS	30716	112
6290VVC-4	36286	45	8012-2	12918	102	AFS-44D	35345	65	ART6AT	30726	112
6290VVC-4/0	36276	45	8059-2	12917	102	AFS-49	35332	65	ART717	31653	112
6290VVC-4/0D	36476	45	8112-2	12913	102	AFS-49D	35344	65	ART7A	30707	112
6290VVC-4D	36486	45	8112-3	12904	102	AFS-52	35331	65	ART7AS	30717	112
6290VVC-5	36287	45	8159-2	12910	102	AFS-52D	35343	65	ARTH12A	43591	113

ALPHA NUMERICAL INDEX

Part #	UPC #	Page #	Part #	UPC #	Page #	Part #	UPC #	Page #	Part #	UPC #	Page #
ARTH12B	43593	113	C4BK5		121	D97F45C		124	DJAH5		126
ARTH3B	43589	113	C77H1		121	D97F55C		124	DJFIW		126
ARTH6A	43590	113	CA100	02700	10,58	D97F85C		124	DJFPW		126
ARTH6B	43592	113	CA250	02000	5,9,10	D97F8		124	DJFRW		126
ASP-31	35310	65	CA330	02050	58	D97H45C		124	DN7H45C		123
ASP-31D	35321	65	CA331	02051	58	D97H55C		124	DN7H55C		123
ASP-38	35309	65	CA350	02100	5,6,7,8,10	D97H85C		124	DN7H85C		123
ASP-38D	35320	65	CA350B		10	D97H8		124	DN7J45C		123
ASP-44	35308	65	CA370	02150	58	D97J45C		124	DN7J55C		123
ASP-44D	35319	65	CA371	02151	58	D97J55C		124	DN7J85C		123
ASP-49	35307	65	CA43	02200	39	DA738		124	DT4I2		126
ASP-49D	35318	65	CA43A	02201	39	DA7F45C		124	DT4I5		126
ASP-52	35306	65	CA550	02600	10	DA7F55C		124	DT4P2		126
ASP-52D	35315	65	CA730	02250	58	DA7F8		124	DT4P5		126
ASP-54	35305	65	CA731	02251	58	DA7F85C		124	DV7H45C		125
ASP-54D	35316	65	CA79	02501	39	DA7H45C		124	DV7H55C		125
ASP-56	35304	65	CA79A	02500	39	DA7H55C		124	DV7H8		125
ASP-56D	35317	65	CA98	02550	58	DA7H8		124	DV7H85C		125
ASP-60	35303	65	CA98A	02551	58	DA7H85C		124	DV7J45C		125
ASP-60D	35314	65	CEF13	12500	92	DA7J45C		124	DV7J55C		125
ASP-65	35302	65	CEF14	12501	92	DA7J55C		124	DV7J8		125
ASP-65D	35313	65	CEF14-10	12504	92	DA7J8		124	DV7J85C		125
ASP-68	35301	65	CEF1413	12505	92	DA7J85C		124	DV7K8		125
ASP-68D	35312	65	CEF14-6	12502	92	DA7K8		124	E1305	12934	103
ASP-72	35300	65	CEF14-8	12503	92	DABOX	30017	4,38,57	E1359	12935	103
ASP-72D	35311	65	CEFG13	12600	94	DABOX-A	86250	57	E17H1		122
B	40033	100	CEFG14	12603	94	DABOX-H	83500	38	E17H4		122
B10	12914	102	CMT83X2	04352	13,42,61	DABOX-V	80400	4	EC72740	04205	12
B51	12915	102	CT100-0	38001	63	DB7F45C		124	EC72740A	04204	12
B9940-P	43390	104	CT100-00D	38010	63	DB7F55C		124	EC72780	04201	12
BBTH	14222	115	CT100-0D	38011	63	DB7F85C		124	EC72780A	04200	12
BD1K9		121	CT100-1D	38012	63	DB7H45C		124	F10X	43300	97
BH59	14207	115	CT100-2D	38013	63	DB7H55C		124	F15	43363	28
BPSC	14223	115	CT-V	43360	104	DB7H8		124	F19YJ		121
BR2DH	14204	114	D17D1		122	DB7H85C		124	F22X	43303	97
BR2DHG	14205	114	D17F1		122	DB7J45C		124	F24X	43304	97
BR2MHG	14206	114	D17H1		122	DB7J55C		124	F25	43305	97
BR2PH	14200	115	D27F1		122	DC738		125	F27L	43320	105
BR2PHW	14203	114	D27H1		122	DC7H8		125	F27R	43321	105
BR2SW	14201	115	D37F1		122	DC7J8		125	F28	43306	97
BR2SWG	14202	115	D37H1		122	DC7K8		125	F28YF		121
BSP12	12930	103	D67F45C		123	DEAD5		125	F29L	43322	105
BSP12-2	12931	103	D67F55C		123	DEAF5		125	F29R	43324	105
BSP59	12932	103	D67F85C		123	DEAH5		125	F31	43307	97
BSP59-2	12933	103	D67H45C		123	DEF14	12550	95	F32	43308	97
BTVF	14221	115	D67H55C		123	DEG14	12650	95	F33	43309	97
BTVM	14220	115	D67H85C		123	DFAD5		125	F34	43310	97
C1AD1		121	D67F8		123	DFAF5		125	F35	43311	97
C1AD5		121	D67H8		123	DFAH5		125	F3588	43391	104
C1AF1		121	D67H8-H5C		123	DGAD5		125	F36	43319	97
C1AF5		121	D67J8-H5C		123	DGAF5		125	F37	43312	97
C1AH1		121	D67K8		123	DGAH5		125	F38	43313	97
C1AH5		121	D67K8-H5C		123	DJ4I2		126	F41	43314	97
C1AK1		121	D87F45C		123	DJ4I8		126	F4750	43392	104
C1AK5		121	D87F55C		123	DJ4P2		126	F4CYG		121
C42D1		121	D87F85C		123	DJ4PA		126	F50	43315	97
C42F1		121	D87H45C		123	DJ4PZ		126	F58L	43325	105
C42H1		121	D87H55C		123	DJ4RZ		126	F58R	43326	105
C4BF1		121	D87H85C		123	DJ4Z2		126	F59L	43327	105
C4BF5		121	D87J45C		123	DJ4ZA		126	F59R	43328	105
C4BH1		121	D87J55C		123	DJ4ZW		125	F60	43316	97
C4BH5		121	D87F8		123	DJAD5		126	F61X	43317	97
C4BK1		121	D87H85C		123	DJAF5		126	F7325	43394	104

ALPHA NUMERICAL INDEX

Part #	UPC #	Page #	Part #	UPC #	Page #	Part #	UPC #	Page #	Part #	UPC #	Page #
F7326	43395	104	G26S	54611	98	G74SD	54547	98	GPM-4D	33466	22
F769	43396	104	G26SD	54317	98	G75	54620	98	GPM-5	33457	22
FL34	43404	107	G27	54612	98	G75D	54314	98	GPM-5D	33467	22
FL3437	43403	107	G27D	54308	98	G75S	54621	98	GPM-6	33458	22
FL3437TC	43419	107	G27S	54613	98	G75SD	54633	98	GPM-6D	33468	22
FL35	43406	107	G27SD	54309	98	G76	54424	99	GPM-8	33459	22
FL3536	43425	107	G28	54614	98	G76-4	54567	99	GPM-8D	33469	22
FL3536TC	43420	107	G28D	54310	98	G76D	54217	99	GNP-0	33477	17
FL36	43407	107	G28S	54615	98	G76S	54425	99	GNP-00	33476	17
FL37	43405	107	G28SD	54632	98	G76S-4	54568	99	GNP-000	33475	17
FR13	12800	93	G2D	54202	98	G76SD	54218	99	GNP-000D	33486	17
FR14	12801	93	G2S	54503	98	G77	54426	99	GNP-00D	33487	17
FR14-10	12805	93	G2SD	54203	98	G77D	54219	99	GNP-0D	33488	17
FR1413	12802	93	G33		98	G77S	54527	99	GNP-1	33478	17
FR14-6	12803	93	G33S		98	G77SD	54548	99	GNP-1D	33489	17
FR14-8	12804	93	G34	54594	98	G78	54410	98	GNP-2	33479	1,17
FY10X	43329	105	G34S	54585	98	G78D	54110	98	GNP-2D	33490	17
FY10XA	43331	105	G34SD	54586	98	G79	54411	98	GNP-3	33480	17
FY10XAV	43334	105	G4	54506	98	G79-1	54128	98	GNP-3D	33491	17
FY10XV	43336	105	G44	54516	98	G79-1D	54129	98	GNP-4	33481	17
FY11X	43330	105	G44D	54207	98	G79D	54111	98	GNP-4D	33492	17
FY11XA	43332	105	G44S	54517	98	G7D	54213	98	GNP-5	33482	17
FY11XAV	43335	105	G44SD	54208	98	G7S	54513	98	GNP-5D	33493	17
FY11XV	43337	105	G46	54616	98	G7S-4	54539	98	GNP-6	33483	17
G1	54500	98	G46D	54311	98	G7SD	54214	98	GNP-6D	33494	17
G101	54532	98	G46S	54617	98	G8	54428	98	GNP-8	33485	17
G104	54533	98	G46SD	54312	98	G80	54412	98	GNP-8D	33495	17
G105	54534	98	G49	54403	98	G80D	54112	98	GPP-0	33502	21
G106	54535	98	G49D	54103	98	G82	54413	98	GPP-00	33501	21
G108	54536	98	G4D	54205	98	G82-1	54130	98	GPP-000	33500	21
G15	54401	98	G4S	54507	98	G82-1D	54233	98	GPP-000D	33511	21
G154	54430	99	G4SD	54206	98	G82D	54113	98	GPP-00D	33512	21
G15D	54101	98	G5	54508	98	G83	54414	98	GPP-0D	33513	21
G178	54423	98	G51	54404	99	G83D	54114	98	GPP-1	33503	21
G182	54420	98	G54	54405	99	G84	54415	98	GPP-1D	33514	21
G184	54421	98	G54D	54105	99	G84D	54115	98	GPP-2	33504	21
G185	54422	98	G55	54406	99	G85	54416	98	GPP-2D	33515	21
G19	54402	98	G55D	54106	99	G85-1	54131	98	GPP-3	33505	21
G19D	54102	98	G56	54407	98	G85-1D	54120	98	GPP-3D	33516	21
G1D	54200	98	G56D	54107	98	G85D	54116	98	GPP-4	33506	21
G1S	54501	98	G59	51059	90	G86	54528	99	GPP-4D	33517	21
G1SD	54201	98	G5D	54209	98	G86D	54222	99	GPP-5	33507	21
G2	54502	98	G5S	54509	98	G86S	54429	99	GPP-5D	33518	21
G20	54125	98	G5SD	54546	98	G86S-4	54572	99	GPP-6	33508	21
G20D	54126	98	G6	54510	98	G86SD	54549	99	GPP-6D	33519	21
G21	54600	98	G60	51060	90	G87	54427	99	GPP-8	33510	21
G21D	54300	98	G61	51061	90	G8D	54220	98	GPP-8D	33520	21
G21S	54601	98	G62	54518	99	G8S	54573	98	GS173H	51175	115
G21SD	54301	98	G62D	54211	99	G8SD	54221	98	GS241	51241	99
G22	54602	98	G63	54519	99	GL2	43436	107	GS242	51242	99
G22D	54302	98	G63D	54212	99	GPM-0	33452	22	GS243	51243	99
G22S	54603	98	G6D	54210	98	GPM-00	33451	22	GS244	51244	99
G22SD	56624	98	G6S	54511	98	GPM-000	33450	22	H100B	43522	105
G24	54606	98	G6SD	54224	98	GPM-000D	33460	22	H11	43500	105
G24D	54304	98	G7	54512	98	GPM-00D	33461	22	H11B	43501	105
G24S	54607	98	G73	54409	98	GPM-0D	33462	22	H12	43502	105
G24SD	54305	98	G73-1	54127	98	GPM-1	33453	22	H12B	43503	105
G25	54608	98	G73-1D	54118	98	GPM-1D	33463	22	H13	43504	105
G25D	54306	98	G73D	54109	98	GPM-2	33454	22	H13B	43505	105
G25S	54609	98	G74	54522	98	GPM-2D	33464	22	H17F1		122
G25SD	54631	98	G7-4	54566	98	GPM-3	33455	22	H17H1		122
G26	54610	98	G74D	54216	98	GPM-3D	33465	22	H31B	43509	105
G26D	54307	98	G74S	54523	98	GPM-4	33456	22	H32A	43510	105

ALPHA NUMERICAL INDEX

Part #	UPC #	Page #	Part #	UPC #	Page #	Part #	UPC #	Page #	Part #	UPC #	Page #
H32AB	43511	105	HPN-3D	33562	18	KAR43A	84000	35	KL350-P-TU	82175	8
H32ABT	43562	105	HPN-4	33553	18	KAR43A-1	84001	35	KL79	84100	35
H32AT	43560	105	HPN-4D	33563	18	KAR43A-4	84002	35	KL79-1	84101	35
H32B	43512	105	HPN-5	33554	18	KAR43A-4-1	84003	35	KL79-4	84102	35
H32BT	43561	105	HPN-5D	33564	18	KAR780A	81102	3	KL79-4-1	84103	35
H33A	43513	105	HPN-6	33555	18	KAR780A-1	81103	3	KM350	82100	7
H33AB	43514	105	HPN-6D	33565	18	KAR780A-4	81104	3	KM350-1	82101	7
H33B	43515	105	HPN-8	33556	18	KAR780A-4-1	81105	3	KM350-4	82102	7
H34A	43516	105	HPN-8D	33566	18	KAR780ASPF-4	81109	3	KM350-4-1	82103	7
H34B	43517	105	HPP-1	33575	20	KAR780ASPF-4-1	81166	3	KM370	88000	55
H41B	43551	105	HPP-1D	33580	20	KAR98A	87100	53	KM370-1	88001	55
H43B	43520	105	HPP-2	33576	20	KAR98A-1	87101	53	KM370-4	88002	55
H44B	43521	105	HPP-2D	33581	20	KAR98A-4	87102	53	KM370-4-1	88003	55
H62-P1	36451	45	HPP-3	33577	20	KAR98A-4-1	87103	53	KM79	85000	35
H62-P1D	36455	45	HPP-3D	33582	20	KARP43A	84300	34	KM79-1	85001	35
H62-P2	36452	45	HPP-4	33578	20	KARP43A-4	84301	34	KM79-4	85002	35
H62-P2D	36456	45	HPP-4D	33583	20	KAV43A	83004	33	KM79-4-1	85003	35
H62-P3	36453	45	HPP-5	33579	20	KAV43A-1	83005	33	KMH350	82180	7
H62-P3D	36457	45	HPP-5D	33584	20	KAV43A-4	83006	33	KMH350-1	82181	7
HC01	43376	105	HRK-24	43380	104	KAV43A-4-1	83007	33	KMH350-4	82190	7
HC02	43377	105	HRK-26	43381	104	KAV780A	80006	3	KMH350-4-1	82192	7
HC130	43357	104	HRK-5	43382	104	KAV780A-1	80007	3	KMP350	82181	7
HC131	43356	104	HS44	43386	104	KAV780A-4	80008	3	KMP350-4	82182	7
HC30	43358	104	HS45	43387	104	KAV780A-4-1	80009	3	KMR82	12260	80
HC31	43359	104	HS53	43373	105	KAV98A	86004	53	KR350	81004	7
HCC40	43342	105	HS54	43374	105	KAV98A-1	86005	53	KR350-1	81005	7
HCC41	43344	105	HS55	43375	105	KAV98A-4	86006	53	KR350-4	81006	7
HCC46	43343	105	HT100B	43528	105	KAV98A-4-1	86007	53	KR350-4-1	81007	7
HCC47	43346	105	HT41B	43529	105	KAVP43A	83400	34	KR370	87004	55
HCC78	43347	105	HT43B	43523	105	KAVP43A-4	83401	34	KR370-1	87005	55
HCC79	43345	105	HT44	43216	116	KF13	89510	92	KR370-4	87006	55
HD1	43440	104	HT44B	43524	105	KF14	89511	92	KR370-4-1	87007	55
HLP10	43530	105	HT100B	43528	105	KF14-10	89515	92	KR40A-18	83200	33
HLP10B	43531	105	J27F1		126	KF1413	89512	92	KR40A-18-1	83202	33
HLP11	43533	105	J27F3		126	KF14-6	89513	92	KR40AF-18	83201	33
HLP11B	43534	105	J27F5		126	KF14-8	89514	92	KR43A	84200	32
HLP13	43537	105	J27H1		126	KFG13	89530	94	KR43A-1	84201	32
HLP13B	43538	105	J27H3		126	KFG14	89531	94	KR50A-21	86600	52
HLP14	43541	105	J27H5		126	KFR13	89520	93	KR50A-21-1	86601	52
HLP14B	43542	105	J47F5		126	KFR14	89521	93	KR54A-21	86500	52
HN17	43384	104	J47H5		126	KFR14-10	89525	93	KR54A-21-1	86501	52
HN18	43385	104	J47J5		126	KFR1413	89522	93	KR780	81106	2
HN19	43383	104	J77F5		127	KFR14-6	89523	93	KR780A	81100	2
HN82A	43348	105	J77H5		127	KFR14-8	89524	93	KR780A-1	81101	2
HN83A	43349	105	J84I2		127	KH370	87002	54	KR79	84104	36
HN83P	43370	105	J84P2		127	KH370-1	87003	54	KR79-1	84105	36
HN84	43372	105	J84PC		127	KH370-4	87008	54	KR79-4	84106	36
HN87	43371	105	J8AD5		127	KH370-4-1	87009	54	KR79-4-1	84107	36
HPM-4	33527	23	J8AF5		127	KHG730	86452	6	KR830-21	81200	2
HPM-4D	33537	23	J8AH5		127	KHG730-CND	86453	6	KR830-21-1	80205	2
HPM-6	33528	23	J8AR5		127	KL22	82500	119	KR850-21	81300	2
HPM-6D	33538	23	JCAD5		128	KL22P-T	82506	119	KR850-21-1	80301	2
HPM-8	33529	23	JCAF5		128	KL250	82000	5	KR98A	86800	52
HPM-8D	33539	23	JCAH5		128	KL250-1	82001	5	KR98A-1	86801	52
HPN-1	33550	18	K17H4		122	KL250-2	82002	5	KRH350	81070	7
HPN-10	33557	18	K17J4		122	KL250-4	82003	5	KRH350-1	81072	7
HPN-10D	33567	18	K22	82339	119	KL250-4-1	82014	5	KRH350-4	81074	7
HPN-12	33558	18	K22P-T	82345	119	KL250-4-2	82005	5	KRH350-4-1	81075	7
HPN-12D	33568	18	K27H4		122	KL250-C	82007	9	KRH350FB	81078	7
HPN-1D	33560	18	K27J4		122	KL250-C-TU	82051	9	KRP350	81071	7
HPN-2	33551	18	K37	89100	118	KL250-P	82006	9	KRP350-4	81080	7
HPN-2D	33561	18	K37H4		122	KL250-P-TU	82009	9	KT2A5	89650	117
HPN-3	33552	18	K37J4		122	KL350-P	82174	8	KT2A5MC	89652	117

ALPHA NUMERICAL INDEX

Part #	UPC #	Page #	Part #	UPC #	Page #	Part #	UPC #	Page #	Part #	UPC #	Page #
KT2A5MCT	89653	117	MR8211-1	12202	80	N-9	43354	104	R1362	12310	86
KT2A5T	89651	117	MR8211-2	12203	80	OPH1-730	86400	51	R1363	12311	86
KT2LP4	89215	117	MR8212	12208	7,80	OPH1-730-1	86403	51	R1546	12402	86
KV40A-18	83100	33	MRFG13	12607	94	OPH1-730-4	86401	51	R1549	12405	86
KV40A-18-1	83101	33	MRFG14	12608	94	OPH1-730-4-1	86402	51	R1558	12406	86
KV40AF-18	83102	33	MTF-5	30590	28	OPH1-780A	80000	1	R1560	12408	86
KV43A	83300	32	MTF-9	30591	28	OPH1-780A-1	80001	1	R1562	12410	86
KV43A-1	83301	32	MTF-17	30592	28	OPH1-780A-4	80002	1	R1563	12411	86
KV50A-21	86200	52	MTFM-5	30595	28	OPH1-780A-4-1	80003	1	R40	40035	100
KV50A-21-1	86201	52	MTFM-9	30596	28	OPHS-330	87200	54	RB	12010	83
KV50AS-21	86205	56	MTFM-17	30597	28	OPHS-330-1	87203	54	RB2	12011	83
KV50ASP-21	86207	56	MTHM-0	33601	23	OPHS-330-4	87201	54	RCV100	10201	106
KV54A-21	86300	52	MTHM-00	33600	23	OPHS-330-4-1	87202	54	RCV101	10202	106
KV54A-21-1	86301	52	MTHM-00D	33610	23	OPHS-350A	81000	5	RCVB	10200	106
KV730	86451	6	MTHM-0D	33611	23	OPHS-350A-1	81001	5	RFA100	10206	106
KV730-CND	86450	6	MTHM-1	33602	23	OPHS-350A-2	81009	5	RFA100NF	10217	106
KV780	80084	2	MTHM-1D	33612	23	OPHS-350A-4	81002	5	RFA101	10207	106
KV780A	80004	2	MTHM-2	33603	23	OPHS-350A-4-1	81003	5	RFA101NF	10218	106
KV780A-1	80005	2	MTHM-2D	33613	23	OPHS-350A-4-2	81028	5	RFAA	10210	106
KV830-21	80100	2	MTHM-3	33604	23	P17F1		122	RFAB	10205	106
KV830-21-1	80101	2	MTHM-3D	33614	23	P17H1		122	RFABNF	10219	106
KV850-21	80200	2	MTHM-4	33605	23	P3KH1		122	RFAM100	10211	106
KV850-21-1	80201	2	MTHM-4D	33615	23	P3KH9		122	RFAM101	10212	106
KV98A	86700	52	MTHM-5	33606	23	P4KD9		122	RHF1413	11616	91
KV98A-1	86701	52	MTHM-5D	33616	23	P4KD9S		122	RHF8213	11600	91
KVH780A	80080	1	MTHN-0	33626	18	P64C1		128	RHF8214	11601	91
KVH780A-1	80079	1	MTHN-00	33625	18	P64CY		128	RHF8214-10	11604	91
KVH780A-4	80081	1	MTHN-00D	33635	18	P64I1		128	RHF8214-6	11602	91
KVH780A-4-1	80077	1	MTHN-0D	33636	18	P64P1		128	RHF8214-8	11603	91
KVP780A	80082	1	MTHN-1	33627	18	P64PY		128	RHFG13-50	11500	94
KVP780A-4	80083	1	MTHN-1D	33637	18	P6AD4		128	RHFG14-50	11501	94
KX43	83000	32	MTHN-2	33628	18	P6AF4		128	RHG8010	11400	6,90
KX43-1	83001	32	MTHN-2D	33638	18	P6AH4		128	RHG8011	11401	6,90
KX43-4	83002	32	MTHN-3	33629	18	P84C1		128	RHG8011-1	11402	90
KX43-4-1	83003	32	MTHN-3D	33639	18	P84CY		128	RHG8011-CND	11403	6,90
KX98	86002	51	MTHN-4	33630	18	P84I1		128	RHG8012	11404	90
KX98-1	86003	51	MTHN-4D	33640	18	P84P1		128	RHP1500	13300	85
KX98-4	86008	51	MTHN-5	33631	18	P84PY		128	RHP1518	13301	85
KX98-4-1	86009	51	MTHN-5D	33641	18	P8AD4		128	RHP200	13500	85
L17F1		122	MTHP-0	33651	21	P8AF4		128	RHP218	13501	85
L17H1		122	MTHP-00	33650	21	P8AH4		128	RHP3000	13600	85
L27F1		122	MTHP-00D	33660	21	PB7F4		127	RHP3018	13601	85
L27H1		122	MTHP-0D	33661	21	PB7H4		127	RHP3680	13650	85
L47H5		122	MTHP-1	33652	21	PCJH3		122	RHP400	13000	85
L57F1		127	MTHP-1D	33662	21	PDC	40031	100	RHP418	13001	85
L57F5		127	MTHP-2	33653	21	PL15	51002	98	RHP800	13800	85
L57H1		127	MTHP-2D	33663	21	PL2	51003	98	RHT8010	11100	79
L57H5		127	MTHP-3	33654	21	PL25	51004	98	RHT8011	11101	79
L67F1		127	MTHP-3D	33664	21	PT300-24	43601	4,38,57	RHT8011-1	11102	79
L67F5		127	MTHP-4	33655	21	PT300-36	43602	4,38,57	RHT8011-CND	11103	79
L67H1		127	MTHP-4D	33665	21	PT300-48	43603	4,38,57	RHT8012	11104	79
L67H5		128	MTHP-5	33656	21	PT510-24	43621	4,38,57	RHT8013	11105	79
MC	40032	100	MTHP-5D	33666	21	PT510-36	43622	4,38,57	RHT8014	11106	79
MC24	12900	102	MTR	30570	27	PT510-48	43623	4,38,57	RHT8015	11107	79
MC52	12901	102	MTT	30560	27	PT540-24	43631	4,38,57	RHT8015A-1	11108	79
MDC	40030	100	MTW-1	30551	27	PT540-36	43632	4,38,57	RHT8016	11109	79
MGR250B	11900	87	MTW-2	30552	27	PT540-48	43633	4,38,57	RHT8017	11110	79
MGR250C	11901	87	N-10	43355	104	R	40034	100	RHT8018	11111	79
MGR500B	11905	87	N20	40036	100	R1344	12300	86	RHT8018-2	11113	79
MGR500C	11906	87	N40	40037	100	R1346	12302	86	RHT8018A-1	11112	79
MKT-4L	89501	118	N60	40041	100	R1349	12305	86	RHT8310	11800	77
MR8210	12200	5,6,7,80	N-7	43352	104	R1358	12306	86	RHT8311	11801	77
MR8211	12201	5,6,7,80	N-8	43353	104	R1360	12308	86	RHT8311-1	11802	77

ALPHA NUMERICAL INDEX

Part #	UPC #	Page #	Part #	UPC #	Page #	Part #	UPC #	Page #	Part #	UPC #	Page #
RHT8311-CND	11803	77	RUH8318-2	11715	76	TCP-IMP	26010	108	TYPE13-4	30206	25
RHT8312	11804	77	RUH8318A-1	11714	76	TCS	26000	108	TYPE13-5	30207	25
RHT8313	11805	77	RUHL8210	11200	89	TCS-IMP	26000	108	TYPE13-6	30208	25
RHT8314	11806	77	RUHL8211	11201	89	TCV10	02651	106	TYPE13-7	30209	25
RHT8315	11807	77	RUHL8212	11202	89	TCV100	04051	106	TYPE13-8M	31162	27
RHT8315A-1	11808	77	RUHL8213	11203	89	TCV101	04052	106	TYPE13-8VM	31161	27
RHT8316	11809	77	RUHL8214	11204	89	TCV11	02652	106	TYPE13E-0	30222	25
RHT8317	11810	77	RUHL8215	11205	89	TCVA	02650	106	TYPE13E-00	30221	25
RHT8318	11811	77	RUHS8210	11300	88	TCVB	04050	106	TYPE13E-000	30220	25
RHT8318-2	11813	77	RUHS8211	11301	88	TFA100	04056	6,106	TYPE13E-1	30223	25
RHT8318A-1	11812	77	RUHS8212	11302	88	TFA100NF	04075	106	TYPE13E-2	30224	25
RLP	12014	83	RUHS8213	11303	88	TFA101	04057	6,106	TYPE13E-3	30225	25
RLPB	12015	83,113	RUHS8214	11304	88	TFA101NF	04076	106	TYPE13E-4	30226	25
RMC	12006	82	RUHS8215	11305	88	TFAA	04060	106	TYPE13E-5	30227	25
RMC100	14102	82	RV8010	10010	1,2,3,4,6,7,4	TFAB	04055	106	TYPE13E-6	30228	25
RMC2	12007	82	RV8010-3	10011	74	TFABNF	04077	106	TYPE13E-7	30229	25
RMC2B	12019	113	RV8011	10012	1,2,3,4,6,7,4	TFAM100	04061	106	TYPE13E-8	31160	27
RO	12000	82	RV8011-1	10013	74	TFAM101	04062	106	TYPE1-4	30056	25
RO100	14100	82	RV8011-CND	10014	6,7,4	TGCB	41250	100	TYPE1-5	30057	25
ROB	12001	82,113	RV8012	10015	1,7,4	TGCMC	41251	100	TYPE1-6	30058	25
RP3B	43001	113	RV8013	10016	74	TGCN	41252	100	TYPE17-0	30252	5,26
RP3T6	43006	118	RV8014	10017	74	TGCO	41253	100	TYPE17-00	30251	26
RP03B	43009	113	RV8015	10018	74	TWN-5	31015	129	TYPE17-000	30250	26
RSB2	12104	81	RV8015A-1	10019	74	TYPE1-0	30052	25	TYPE17-1	30253	9,26
RSB2B	12105	81	RV8016	10020	74	TYPE1-00	30051	25	TYPE17-15	31170	29
RSMC2	12102	81	RV8017	10021	74	TYPE1-1	30053	25	TYPE17-2	30254	26
RSMC2B	12103	8,9,81	RV8018	10076	74	TYPE11-10	31004	30	TYPE17-3	30255	26
RSO	12100	81	RV8018-2	10078	74	TYPE11-12	31005	30	TYPE17-30	31171	29
RSOB	12101	8,9,81	RV8018A-1	10077	74	TYPE11-15	31006	30	TYPE17-4	30256	26
RU12	12919	102	RVT8010	10100	75	TYPE11-5	31000	30	TYPE17-5	30257	26
RU12-2	12916	102	RVT8010-3	10101	75	TYPE11-6	31001	30	TYPE17-6	30258	26
RUH13PTS	11370	84	RVT8011	10102	75	TYPE11-8	31003	30	TYPE17-7	30249	26
RUH15PTS	11380	84	RVT8011-1	10103	75	TYPE11H-10	31054	48	TYPE17-9	31181	27
RUH8210	11000	5,7,78	RVT8011-CND	10104	75	TYPE11H-12	31055	48	TYPE17E-0	30272	26
RUH8211	11001	5,7,78	RVT8012	10105	75	TYPE11H-5	31050	48	TYPE17E-00	30271	26
RUH8211-1	11002	78	RVT8013	10106	75	TYPE11H-6	31051	48	TYPE17E-000	30270	26
RUH8211-2	11003	78	RVT8014	10107	75	TYPE11H-7	31052	48	TYPE17E-1	30273	26
RUH8211-CND	11005	78	RVT8015	10108	75	TYPE11H-8	31053	48	TYPE17E-2	30274	26
RUH8212	11006	7,78	RVT8015A-1	10109	75	TYPE11TE-10	31024	30,48	TYPE17E-3	30275	26
RUH8213	11007	78	RVT8016	10110	75	TYPE11TE-12	31025	30,48	TYPE17E-4	30276	26
RUH8213PT	11095	84	RVT8017	10111	75	TYPE11TE-15	31026	30,69	TYPE17E-5	30277	26
RUH8214	11008	78	RVT8018	10126	75	TYPE11TE-5	31020	30,48	TYPE17E-6	30278	26
RUH8215	11009	78	RVT8018-2	10128	75	TYPE11TE-6	31021	30,48	TYPE17E-7	30279	26
RUH8215A-1	11010	78	RVT8018A-1	10127	75	TYPE11TE-7	31022	30,48	TYPE17E-9	30281	27
RUH8215PT	11092	84	SSFLAT	43418	107	TYPE11TE-8	31023	30,48	TYPE17TFT	31175	27
RUH8216	11011	78	SSFLATK	43416	107	TYPE1-2	30054	25	TYPE1TE-0	30027	25
RUH8217	11012	78	SSRD	43417	107	TYPE12-8	31103	30	TYPE1TE-00	30026	25
RUH8218	11024	78	SSRDK	43415	107	TYPE12-10	31104	30	TYPE1TE-1	30028	25
RUH8218-2	11028	78	T2A-12	43053	117	TYPE12-12	31105	30	TYPE1TE-2	30029	25
RUH8218A-1	11025	78	T2A-12TE	43063	117	TYPE12-15	31106	30	TYPE1TE-3	30030	25
RUH8310	11700	2,3,76	T2A-3	43050	117	TYPE12-20	31107	30	TYPE1TE-4	30031	25
RUH8311	11701	2,3,76	T2A-3TE	43060	117	TYPE12TE-10	31124	30	TYPE1TE-5	30032	25
RUH8311-1	11702	76	T2A-5	43051	117	TYPE12TE-12	31125	30	TYPE1TE-6	30033	25
RUH8311-2	11703	76	T2A-5TE	43061	117	TYPE12TE-15	31126	30	TYPE28-2	31450	29
RUH8311-CND	11705	76	T2A-8	43052	117	TYPE12TE-20	31127	30	TYPE28-4	31451	29
RUH8312	11706	76	T2A-8TE	43062	117	TYPE12TE-8	31123	30	TYPE28-6	31452	29
RUH8313	11707	76	TCJ	26020	108	TYPE1-3	30055	25	TYPE28-8	31453	29
RUH8314	11708	76	TCJ-IMP	26020	108	TYPE13-0	30202	5,25	TYPE28TE-2	31460	29,48,49
RUH8315	11709	76	TCL	26030	108	TYPE13-00	30201	25	TYPE28TE-4	31461	29,48,49
RUH8315A-1	11710	76	TCL-IMP	26030	108	TYPE13-000	30200	25	TYPE28TE-6	31462	29,48,49
RUH8316	11711	76	TCM	26040	108	TYPE13-1	30203	25	TYPE28TE-8	31463	29,48,49
RUH8317	11712	76	TCM-IMP	26040	108	TYPE13-2	30204	5,6,7,8,25	TYPE29-2	31500	29,48,49
RUH8318	11713	76	TCP	26010	108	TYPE13-3	30205	25	TYPE29-4	31501	5,7,29

ALPHA NUMERICAL INDEX

Part #	UPC #	Page #	Part #	UPC #	Page #	Part #	UPC #	Page #	Part #	UPC #	Page #
TYPE29-6	31502	29	TYPE4E-4	30126	25	TYPE98-4	30505	67	UM79	30485	40,47,48
TYPE29-8	31503	29	TYPE4E-5	30127	25	TYPE98-5	30506	67	UM911D	31915	70
TYPE330-0	30301	68	TYPE4E-6	30128	25	TYPE98-6	30507	67	UM911D-2	31916	70
TYPE330-00	30300	68	TYPE4E-7	30129	25	TYPE98-7	30508	67	UM945	31445	71
TYPE330-1	30302	68	TYPE4E-8	30130	25	TYPE98-8	30509	67	UM98	30515	67
TYPE330-10	30311	68	TYPE730-0	30401	68	TYPE98-9	30510	67	USP8E		103
TYPE330-2	30303	68	TYPE730-00	30400	68	TYPE98E-0	30521	67,68	USP8S		103
TYPE330-3	30304	68	TYPE730-1	30402	68	TYPE98E-00	30520	67,68	USP8F		103
TYPE330-4	30305	68	TYPE730-10	30411	68	TYPE98E-1	30522	67,68	USP8A		103
TYPE330-5	30306	68	TYPE730-2	30403	68	TYPE98E-10	30531	67,68	VH1	31421	31
TYPE330-6	30307	68	TYPE730-3	30404	68	TYPE98E-2	30523	67,68	VH2	31422	31
TYPE330-7	30308	68	TYPE730-4	30405	68	TYPE98E-3	30524	67,68	VH3	31423	31
TYPE330-8	30309	68	TYPE730-5	30406	68	TYPE98E-4	30525	67,68	VH4	31424	31
TYPE330-9	30310	68	TYPE730-6	30407	68	TYPE98E-5	30526	67,68	VH5	31425	31
TYPE33-10	31553	69	TYPE730-7	30408	68	TYPE98E-6	30527	67,68	VHE10	31430	31
TYPE33-5	31550	69	TYPE730-8	30409	68	TYPE98E-7	30528	67,68	VHE16	31431	31
TYPE33-7	31551	69	TYPE730-9	30410	68	TYPE98E-8	30529	67,68	VHE28	31432	31
TYPE33-8	31552	69	TYPE73-10	31704	69	TYPE98E-9	30530	67,68	VHE36	31433	31
TYPE33TE-10	31558	69	TYPE73-14	31709	6,69	UACF18	14032	91,92,93	W05	43408	107
TYPE33TE-5	31555	69	TYPE73-5	31701	69	UAF14	14000	96	W06	43409	107
TYPE33TE-7	31556	69	TYPE73-7	31702	69	UAF1413	14016	96	W10X	43411	107
TYPE33TE-8	31557	69	TYPE73-8	31703	69	UAF18	14033	91,92,93	W12X	43439	6
TYPE370-0	30351	67	TYPE73TE-10	31708	69	UAF22	14034	91,92,93,95	W2DD9		120
TYPE370-00	30350	67	TYPE73TE-5	31705	69	UAHF14-6	14002	96	W2DF9		120
TYPE370-1	30352	67	TYPE73TE-7	31706	69	UCF13	14001	96	W2DH9		120
TYPE370-10	30361	67	TYPE73TE-8	31707	69	UCF18	14038	91,92,93	W94	43410	107
TYPE370-2	30353	67	TYPE7928-43-2	31800	49	UCM200	04350	13,42,61	WB500	00700	109
TYPE370-3	30354	67	TYPE7928-43-4	31801	49	UCM200T	04355	13,42,61	WED89		120
TYPE370-4	30355	67	TYPE7928-43-6	31802	49	UCM220	04351	13,42,61	WEDD9		120
TYPE370-5	30356	67	TYPE7928-43-8	31803	49	UCM220T	04356	13,42,61	WEDF9		120
TYPE370-6	30357	67	TYPE7928-79-2	31850	48	UM11	31010	30	WEDH9		120
TYPE370-7	30358	67	TYPE7928-79-4	31851	48	UM11-1	31011	30	WEDJ9		120
TYPE370-8	30359	67	TYPE7928-79-6	31852	48	UM12	31110	30	WG53	43402	107
TYPE370-9	30360	67	TYPE7928-79-8	31853	48	UM12-1	31111	30	WH250	1	5,9,11,2
TYPE37-10	31603	69	TYPE7928E-2	31750	48,49	UM13-0	30240	25			6,27,58
TYPE37-5	31600	69	TYPE7928E-4	31751	48,49	UM13-1	30241	25	WH330	00050	58,59
TYPE37-7	31601	69	TYPE7928E-6	31752	48,49	UM13-2	30242	25	WH350	00100	5,6,7,8,11,
TYPE37-8	31602	69	TYPE7928E-8	31753	48,49	UM13-3	30243	25			25,26,27,28
TYPE37TE-10	31608	69	TYPE79E-0	30470	47	UM13-4	30244	25,27	WH360	00150	1,2,3,4,11,
TYPE37TE-5	31605	69	TYPE79E-1	30471	47	UM13-5	30245	25			25,129
TYPE37TE-7	31606	69	TYPE79E-10	30480	47	UM17-0	30291	26	WH360L	00151	11,25
TYPE37TE-8	31607	69	TYPE79E-2	30472	47	UM17-000	30280	26	WH370	00200	58,59
TYPE4-0	30102	25	TYPE79E-3	30473	47	UM17-2	30292	26	WH550	00550	11,26,27,58
TYPE4-00	30101	25	TYPE79E-4	30474	47	UM17-3	30283	26	WH730	00400	6,58,59
TYPE4-000	30100	25	TYPE79E-5	30475	47	UM17-4	30284	26	WH79	00450	40
TYPE4-1	30103	1,3,4,25	TYPE79E-6	30476	47	UM17-5	30285	26,27	WH79-2	00451	40
TYPE4-2	30104	1,25	TYPE79E-7	30477	47	UM330	30315	68	WHDD9-Q		120
TYPE4-3	30105	1,3,4,25	TYPE79E-8	30478	47	UM370	30365	67	WHDF9-Q		120
TYPE4-4	30106	25	TYPE79E-9	30479	47	UM4-0	30140	25	WHDH9-Q		120
TYPE4-5	30107	1,3,4,25	TYPE911-10	31901	70	UM4-1	30141	25	WIDD9-Q		120
TYPE4-6	30108	25	TYPE911-12	31902	70	UM43	30165	40,47,49	WIDF9-Q		120
TYPE4-7	30109	25	TYPE911-15	31903	70	UM4-3	30142	25	WIDH9-Q		120
TYPE4-8	30110	25	TYPE911-8	31900	70	UM43D	31060	48	WURKS-A	88004	56
TYPE4E-0	30122	25	TYPE98-0	30501	67	UM43D2	31061	48	WURKS-A-1	88005	56
TYPE4E-00	30121	25	TYPE98-00	30500	67	UM43F	31415	50	WURKS-H	85005	37
TYPE4E-000	30120	25	TYPE98-1	30502	67	UM4-4	30143	25	WURKS-H-1	85006	37
TYPE4E-1	30123	25	TYPE98-10	30511	67	UM4-5	30144	25	WURKS-V	82150	6
TYPE4E-2	30124	25	TYPE98-2	30503	67	UM4-7	30145	25	WURKS-V-1	82161	6
TYPE4E-3	30125	25	TYPE98-3	30504	67	UM730	30415	68	X09R	9009	102





WELDING and CUTTING EQUIPMENT MARKETING / SALES AIDS

Uniweld will provide you with the necessary marketing materials to reinforce your sales efforts and effectively promote the line of "Quality Tools That Go To Work With You"SM



BANNER

Vinyl Banner 38"x 27" with Grommets



GONDOLA

Includes: Gondola, Vinyl Covers UWVPBC, Header w/clips UWGH, Hooks, Re-order Tags XFST. (Included FREE with single Gondola product order)
Extra Vinyl Pegboard and Slatwall Covers available.



SPINNER

Includes: Spinner, Vinyl Covers UWVPVC, Hooks, Headers UWSH, Re-order Tags XFST. (Included FREE with Spinner product order)

Extra Vinyl Pegboard Covers available.



CATALOGS

Standard Size WELDCAT and Digest Size WELDCAT

SAFETY POSTERS

English USP8E
Spanish USP8S
French USP8F
Arabic
USPA



CUTTER PUTTER

Display Putter based on Cutting Torch Design
Call for quote.



UNIWELD CAP

Uniweld Logo Baseball Cap



DISTRIBUTOR DECALS

English L002E Spanish L002S

OVER 80% OF UNIWELD PRODUCTS ARE PRODUCED IN THE U.S.A.

This Welding and Cutting Equipment Catalog presents a complete overview of flame tools for the professional welder and metal worker in construction, bridge building, ship building, railroading, mining and farm applications.

Since 1949, Uniweld has been dedicated to producing and marketing quality products at competitive pricing. Throughout these pages you will find the many Uniweld popular and proven "Quality Tools That Go To Work With You"[®] as well as helpful tech tips to assist you in working more efficiently and safer. Uniweld is a U.S. manufacturer that employs over 300 workers and proudly produces 80% of its product line in the United States of America.



*Scan with
smart phone
to access
Uniweld
web site*



UNIWELD PRODUCTS, INC.

2850 RAVENSWOOD ROAD, FORT LAUDERDALE, FL 33312
800.323.2111 • 954.584.2000 • Fax: 954.587.0109
info@uniweld.com • www.uniweld.com